

Influenza situation in the Eastern Mediterranean Region

W50/2018 (from 09/12/2018 to 15/12/2018)

Source of data: EMFLU Network and FLUMART

Figure 1. Number of positive influenza cases and influenza positivity rate per week, 2017-2018

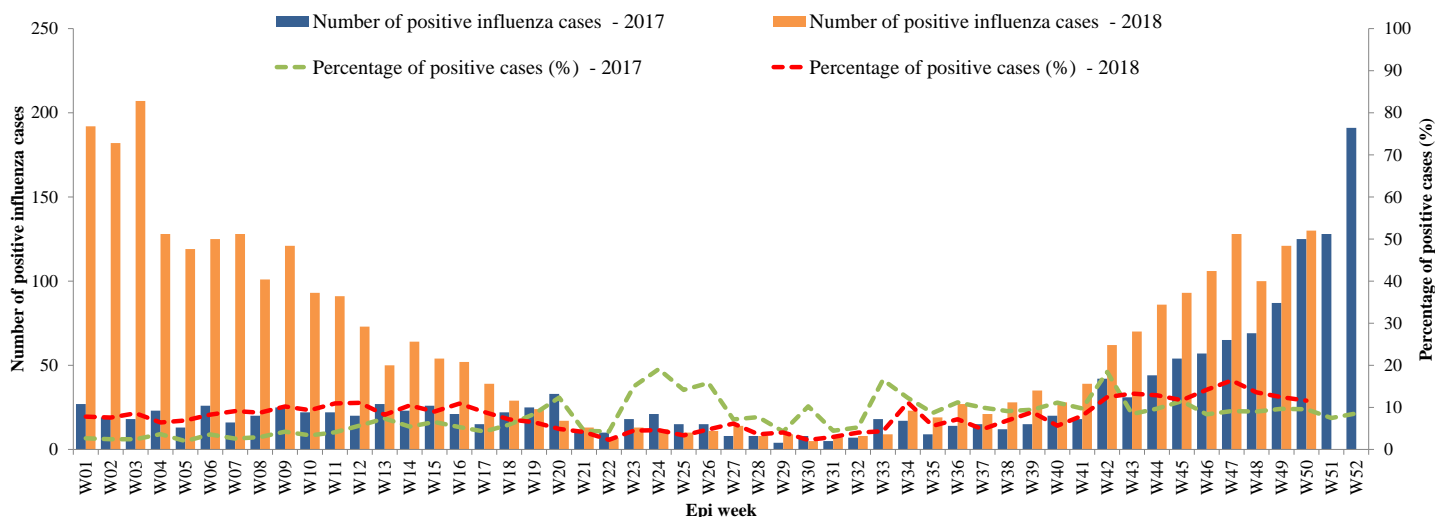


Figure 2. Percentage of circulating virus type by positive influenza cases

W40/2017 - W50/2018

Last 4 weeks

■ Flu A (H1N1)pdm09 ■ Flu A (H3N2) ■ Flu A (Not-subtyped) ■ Flu B

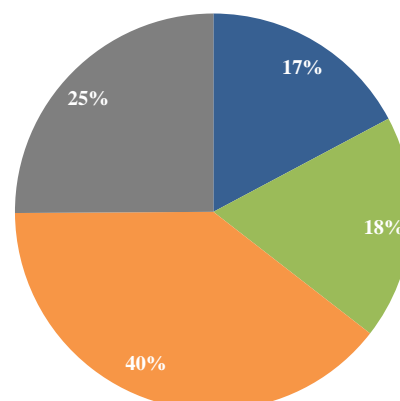
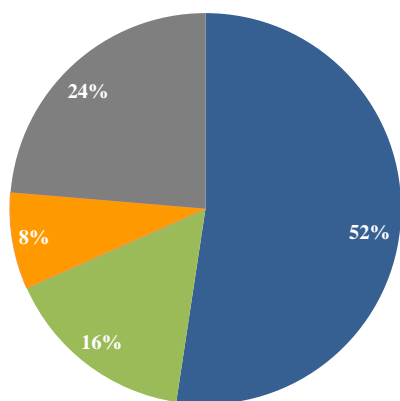


Table 1. Type and Number of influenza viruses detected from W40/2017 to W50/2018 and during last four weeks

Virus type	W40/2017-W50/2018	Last 4 weeks
	Number (%)	Number (%)
Flu A (H1N1)pdm09	17617 (52)	531 (17)
Flu A (H3N2)	5366 (16)	564 (18)
Flu A (Not-subtyped)	2684 (8)	1215 (39)
Flu B	7959 (24)	774 (25)
Total	33626	3084

Figure 3. Comparison of respiratory pathogens detected from tested specimens by last 12 weeks

W50/2018

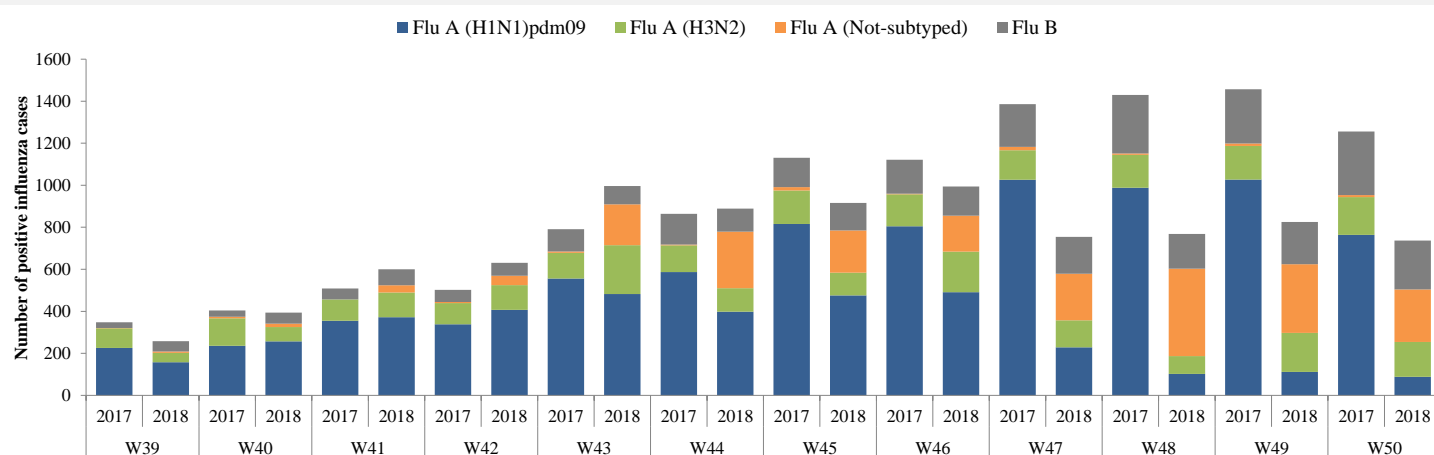


Figure 4 Age group distribution of influenza cases by virus type in the EMR from W40/2017 to W50/2018

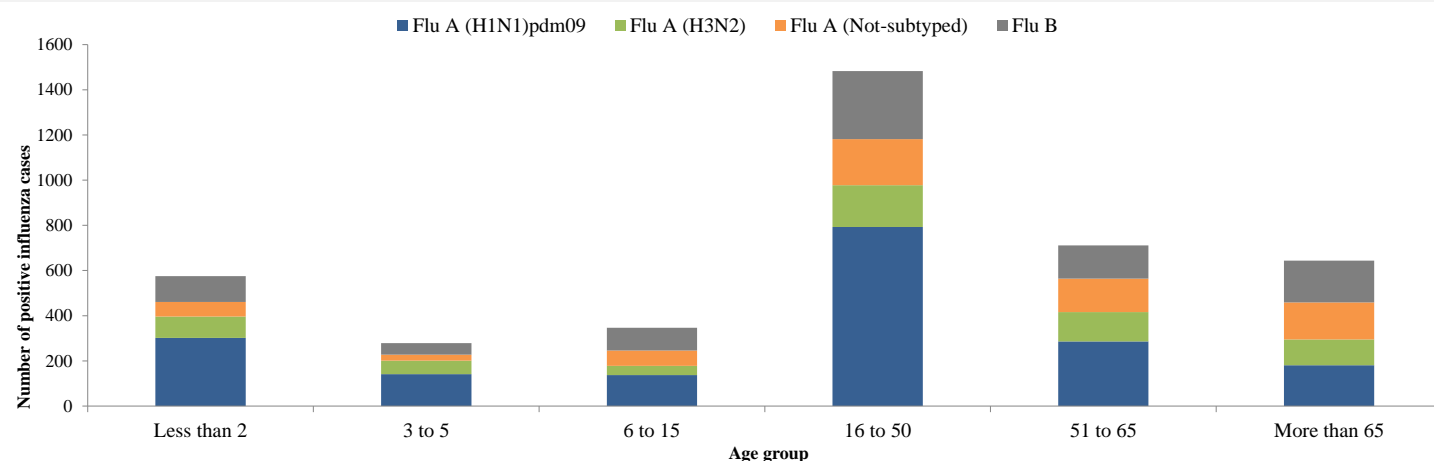


Table 2. Reported cases by country

W01-W50/2018

Country	Number of enrolled cases	Tested cases Number (%)	Influenza positive cases Number (%)	Positive cases			
				Flu A			Flu B
				Flu A (H1N1)pdm09	Flu A (H3N2)	Flu A (Not-subtyped)	Number (%)
Afghanistan	3108	3098 (100)	179 (6)	68 (38)	57 (32)	(-)	54 (30)
Bahrain	707	692 (98)	211 (30)	83 (39)	54 (26)	19 (9)	55 (26)
Egypt	11734	11734 (100)	1980 (17)	775 (39)	651 (33)	2 (0)	552 (28)
Iran (Islamic Republic of)	9508	9508 (100)	958 (10)	232 (24)	358 (37)	88 (9)	280 (29)
Iraq	1330	1330 (100)	285 (21)	204 (72)	12 (4)	(-)	69 (24)
Jordan	1993	1993 (100)	265 (13)	172 (65)	14 (5)	2 (1)	77 (29)
Kuwait	8222	8052 (98)	1404 (17)	373 (27)	339 (24)	4 (0)	688 (49)
Lebanon	736	733 (100)	131 (18)	37 (28)	46 (35)	3 (2)	45 (34)
Morocco	1418	1418 (100)	311 (22)	51 (16)	108 (35)	(-)	152 (49)
occupied Palestinian territory	1533	1533 (100)	345 (23)	304 (88)	11 (3)	6 (2)	24 (7)
Oman	6867	6725 (98)	1279 (19)	399 (31)	575 (45)	(-)	305 (24)
Pakistan	2945	2945 (100)	809 (27)	517 (64)	231 (29)	(-)	61 (8)
Qatar	43267	43267 (100)	10825 (25)	4962 (46)	975 (9)	1933 (18)	2955 (27)
Saudi Arabia	8257	7832 (95)	1104 (14)	269 (24)	(-)	487 (44)	348 (32)
Sudan	328	328 (100)	31 (9)	1 (3)	8 (26)	16 (52)	6 (19)
Syrian Arab Republic	155	155 (100)	42 (27)	18 (43)	2 (5)	13 (31)	9 (21)
Tunisia	1372	1371 (100)	315 (23)	213 (68)	83 (26)	(-)	19 (6)
Yemen	511	21 (4)	7 (33)	3 (43)	(-)	2 (29)	2 (29)
Total	103991	102735 (99)	20481 (20)	8681 (42)	3524 (17)	2575 (13)	5701 (28)

Published by the Infectious Hazard Management (IHM) unit, World Health Organization (WHO)

Eastern Mediterranean Regional Office (EMRO), Cairo, Egypt.

For Correspondence: Tel. + 20-2-22765797, Fax + 20-2-2765456. E-mail: emrgooutbreak@who.int

Influenza monthly situation updates are available at: <http://www.emro.who.int/health-topics/influenza/regional-situation-update.html>