

Influenza situation in the Eastern Mediterranean Region

W44/2018 (from 28/10/2018 to 03/11/2018)

Source of data: EMFLU Network and FLUMART

Figure 1. Number of positive influenza cases and influenza positivity rate per week, 2017-2018

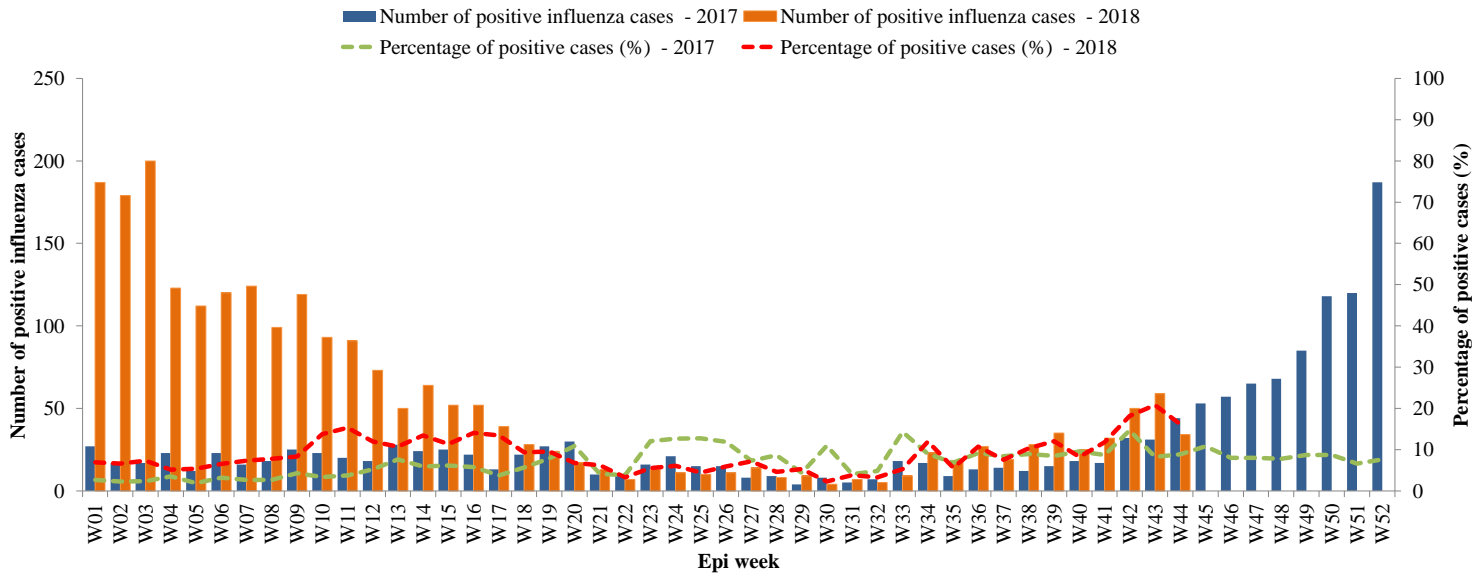


Figure 2. Percentage of circulating virus type by positive influenza cases

W40/2017 - W44/2018

Last 4 weeks

■ Flu A (H1N1)pdm09 ■ Flu A (H3N2) ■ Flu A (Not-subtyped) ■ Flu B

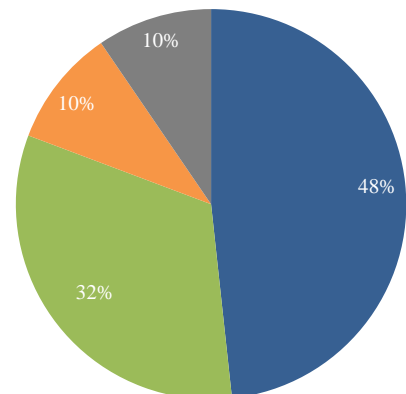
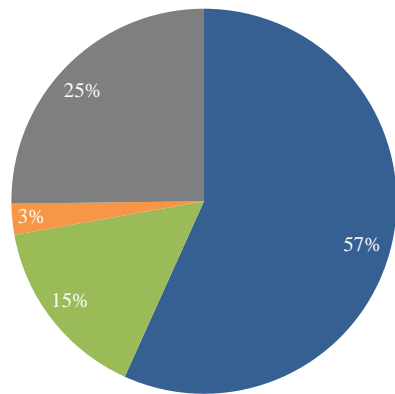


Table 1. Type and Number of influenza viruses detected from W40/2017 to W44/2018 and during last four weeks

Virus type	W40/2017-W44/2018	Last 4 weeks
	Number (%)	Number (%)
Flu A (H1N1)pdm09	14805 (57)	466 (48)
Flu A (H3N2)	4033 (15)	313 (32)
Flu A (Not-subtyped)	677 (3)	94 (10)
Flu B	6574 (25)	92 (10)
Total	26089	965

Figure 3. Comparison of respiratory pathogens detected from tested specimens by last 12 weeks W44/2018

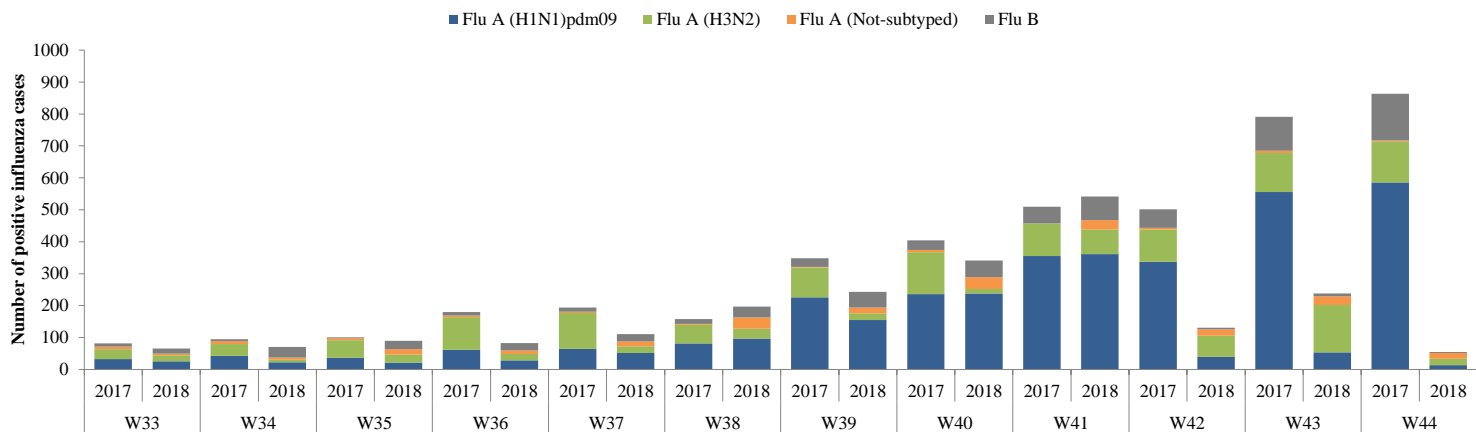


Figure 4. Age group distribution of influenza cases by virus type in the EMR from W40/2017 to W44/2018

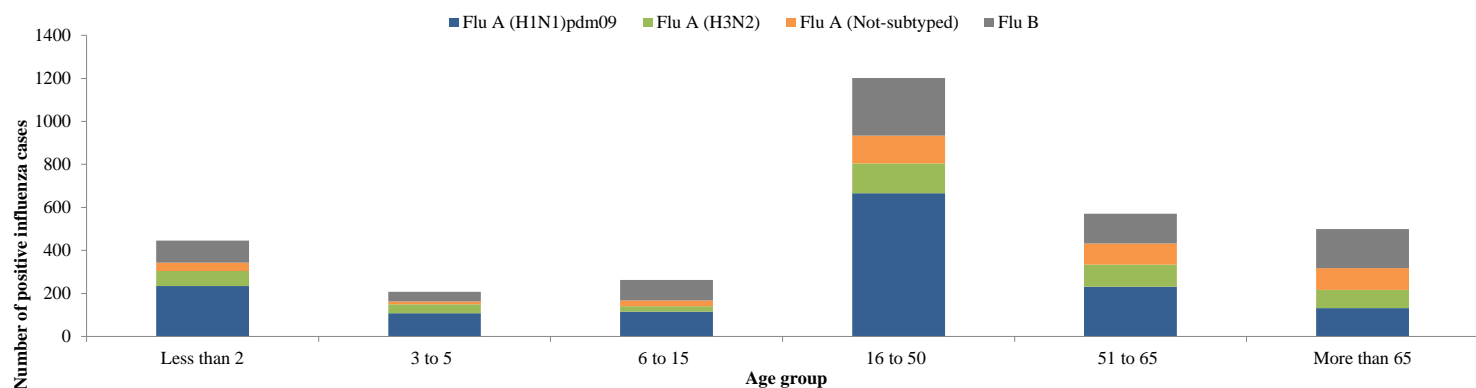


Table 2. Reported cases by country

W01-W44/2018

Country	Number of enrolled cases	Tested cases Number (%)	Influenza positive cases Number (%)	Positive cases			
				Flu A			Flu B
				Flu A (H1N1)pdm09	Flu A (H3N2)	Flu A (Not-subtyped)	Number (%)
Afghanistan	2580	2548 (99)	140 (5)	42 (30)	52 (37)	(-)	46 (33)
Bahrain	566	552 (98)	148 (27)	60 (41)	17 (11)	17 (11)	54 (36)
Egypt	9882	9882 (100)	1681 (17)	770 (46)	362 (22)	2 (0)	547 (33)
Iran (Islamic Republic of)	7215	7215 (100)	656 (9)	228 (35)	168 (26)	(-)	260 (40)
Iraq	1254	1254 (100)	279 (22)	202 (72)	8 (3)	(-)	69 (25)
Jordan	1750	1748 (100)	251 (14)	168 (67)	4 (2)	2 (1)	77 (31)
Kuwait	6480	6310 (97)	1348 (21)	358 (27)	314 (23)	4 (0)	672 (50)
Lebanon	655	652 (100)	124 (19)	37 (30)	39 (31)	3 (2)	45 (36)
Morocco	1160	1160 (100)	272 (23)	48 (18)	102 (38)	(-)	122 (45)
occupied Palestinian territory	1271	1271 (100)	266 (21)	237 (89)	6 (2)	(-)	23 (9)
Pakistan	2828	2828 (100)	799 (28)	511 (64)	231 (29)	(-)	57 (7)
Qatar	28834	28834 (100)	5504 (19)	2740 (50)	711 (13)	239 (4)	1814 (33)
Saudi Arabia	6410	5745 (90)	747 (13)	142 (19)	(-)	296 (40)	309 (41)
Syrian Arab Republic	98	98 (100)	22 (22)	10 (45)	(-)	3 (14)	9 (41)
Oman	3087	2770 (90)	395 (14)	108 (27)	95 (24)	(-)	192 (49)
Sudan	206	145 (70)	8 (6)	(-)	2 (25)	2 (25)	4 (50)
Tunisia	1213	1213 (100)	313 (26)	213 (68)	81 (26)	(-)	19 (6)
Yemen	387	(-)	(-)	(-)	(-)	(-)	(-)
Total	75876	74225 (98)	12953 (17)	5874 (45)	2192 (17)	568 (4)	4319 (33)

Published by the Infectious Hazard Management (IHM) unit, World Health Organization (WHO) Eastern Mediterranean Regional Office (EMRO), Cairo, Egypt.
 For Correspondence: Tel. + 20-2-22765492, Fax + 20-2-2765456. E-mail: emrgohspoutbreak@who.int
 Influenza monthly situation updates are available at: <http://www.emro.who.int/health-topics/influenza/regional-situation-update.html>