

Influenza situation in the Eastern Mediterranean Region

W34/2019 (from 18/08/2019 to 24/08/2019)

Source of data: **EMFLU Network** and **FLUMART**

Figure 1. Number of positive influenza cases and influenza positivity rate per week, 2018-2019

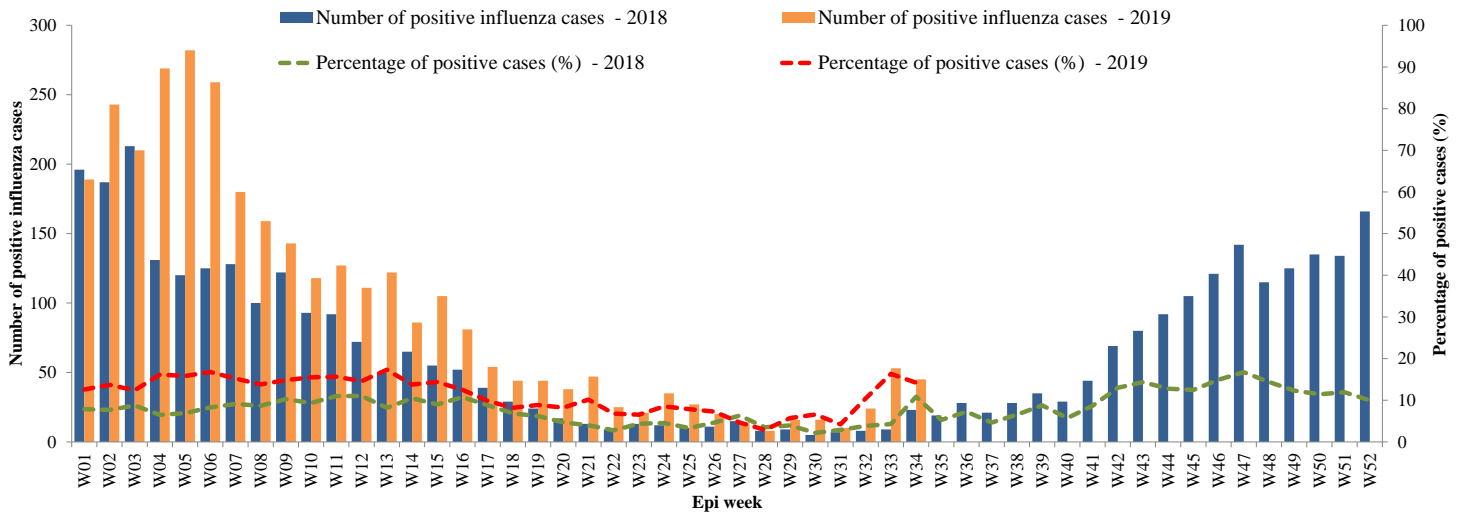


Figure 2. Percentage of circulating virus type by positive influenza cases

W40/2018 - W34/2019

Last 4 weeks

■ Flu A (H1N1)pdm09 ■ Flu A (H3N2) ■ Flu A (Not-subtyped) ■ Flu B

■ Flu A (H1N1)pdm09 ■ Flu A (H3N2) ■ Flu A (Not-subtyped) ■ Flu B

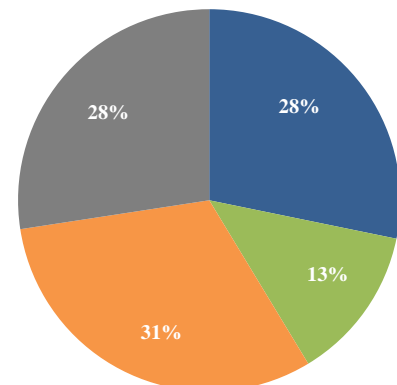
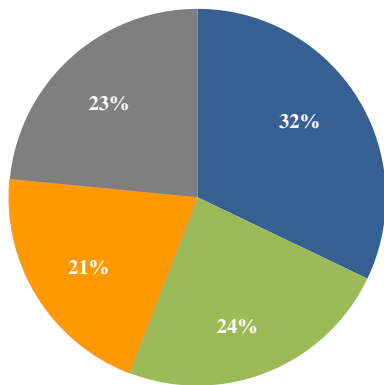


Table 1. Type and Number of influenza viruses detected from W40/2018 to W34/2019 and during last four weeks

Virus type	W40/2018-W34/2019	Last 4 weeks
	Number (%)	Number (%)
Flu A (H1N1)pdm09	7164 (32)	140 (28)
Flu A (H3N2)	5306 (24)	65 (13)
Flu A (Not-subtyped)	4608 (21)	155 (31)
Flu B	5232 (23)	136 (27)
Total	22310	496

Figure 3. Comparison of respiratory pathogens detected from tested specimens by last 12 weeks

W34/2019

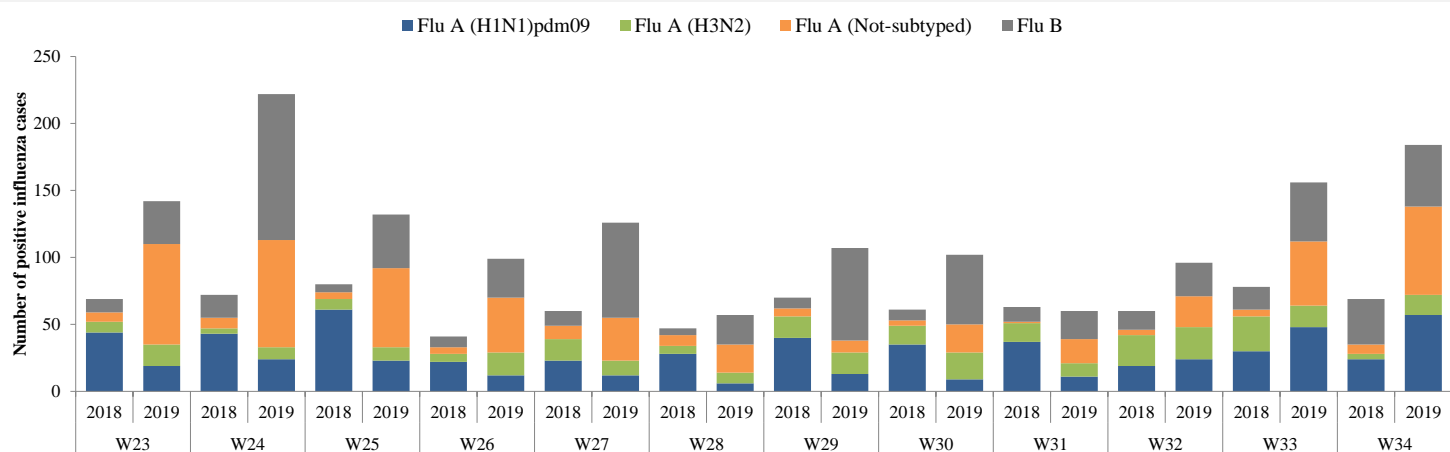
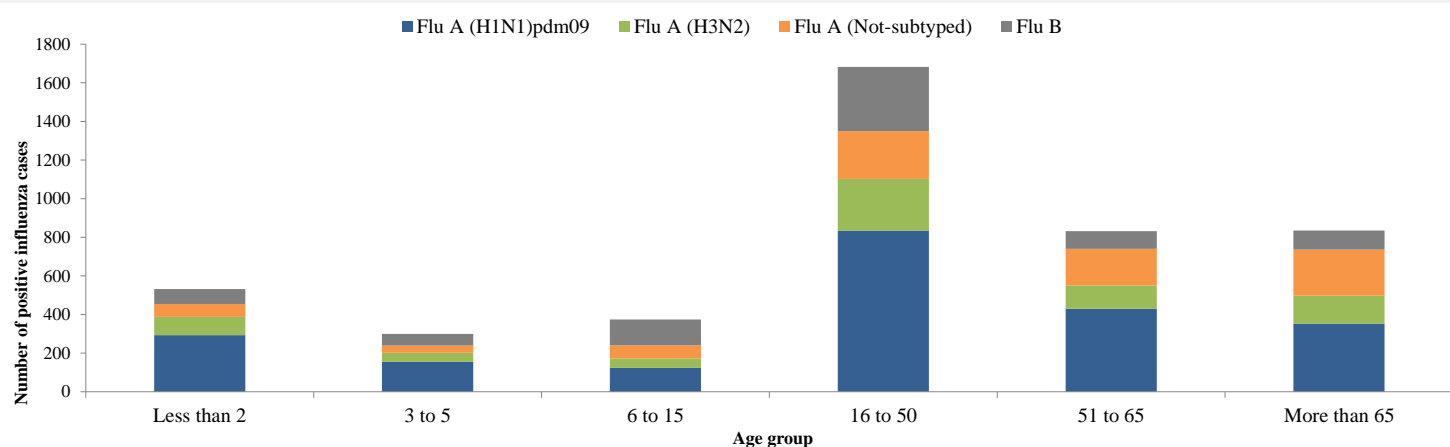


Figure 4 Age group distribution of influenza cases by virus type in the EMR from W40/2018 to W34/2019



**Table 2. Reported cases by country
W01-W34/2019**

Country	Number of enrolled cases	Tested cases Number (%)	Influenza positive cases Number (%)	Positive cases			
				Flu A			Flu B
				Flu A (H1N1)pdm09	Flu A (H3N2)	Flu A (Not-subtyped)	Number (%)
Afghanistan	2086	2086 (100)	169 (8)	95 (56)	37 (22)	(-)	37 (22)
Bahrain	496	477 (96)	89 (19)	39 (44)	9 (10)	8 (9)	33 (37)
Egypt	6729	6729 (100)	660 (10)	108 (16)	179 (27)	(-)	373 (57)
Iran (Islamic Republic of)	9163	9163 (100)	1762 (19)	60 (3)	1337 (76)	337 (19)	28 (2)
Iraq	600	600 (100)	78 (13)	13 (17)	65 (83)	(-)	(-)
Jordan	511	511 (100)	78 (15)	32 (41)	36 (46)	(-)	10 (13)
Kuwait	5531	5531 (100)	1345 (24)	645 (48)	216 (16)	29 (2)	455 (34)
Lebanon	555	544 (98)	217 (40)	94 (43)	110 (51)	(-)	13 (6)
Morocco	1998	1998 (100)	749 (37)	514 (69)	217 (29)	12 (2)	6 (1)
occupied Palestinian territory	2359	2359 (100)	731 (31)	434 (59)	297 (41)	(-)	(-)
Oman	3844	3600 (94)	495 (14)	184 (37)	89 (18)	(-)	222 (45)
Pakistan	2285	2285 (100)	609 (27)	282 (46)	103 (17)	(-)	224 (37)
Qatar	22209	22209 (100)	3505 (16)	227 (6)	350 (10)	1393 (40)	1535 (44)
Saudi Arabia	8925	8510 (95)	1206 (14)	527 (44)	(-)	318 (26)	361 (30)
Sudan	195	171 (88)	8 (5)	1 (13)	1 (13)	5 (63)	1 (13)
Syrian Arab Republic	98	97 (99)	33 (34)	15 (45)	8 (24)	10 (30)	(-)
Tunisia	631	460 (73)	197 (43)	57 (29)	130 (66)	(-)	10 (5)
United Arab Emirates	148	148 (100)	32 (22)	15 (47)	3 (9)	7 (22)	7 (22)
Yemen	573	563 (98)	147 (26)	118 (80)	(-)	13 (9)	16 (11)
Total	68936	68041 (99)	12110 (18)	3460 (29)	3187 (26)	2132 (18)	3331 (28)

Published by the Infectious Hazard Management (IHM) unit, World Health Organization (WHO)
Eastern Mediterranean Regional Office (EMRO), Cairo, Egypt.

For Correspondence: Tel. + 20-2-22765797, Fax + 20-2-2765456. E-mail: emrgooutbreak@who.int
Influenza monthly situation updates are available at: <http://www.emro.who.int/health-topics/influenza/regional-situation-update.html>