

# Influenza situation in the Eastern Mediterranean Region

W31/2019 (from 28/07/2019 to 03/08/2019)

Source of data: EMFLU Network and FLUMART

Figure 1. Number of positive influenza cases and influenza positivity rate per week, 2018-2019

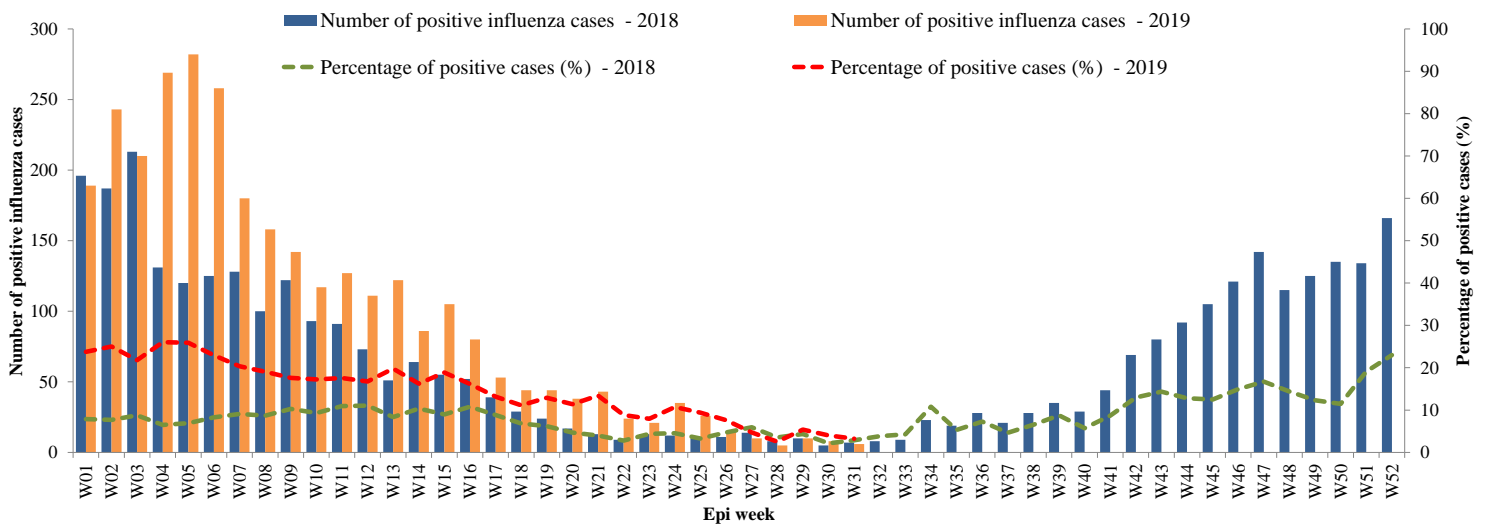


Figure 2. Percentage of circulating virus type by positive influenza cases

W40/2018 - W31/2019

Last 4 weeks

■ Flu A (H1N1)pdm09 ■ Flu A (H3N2) ■ Flu A (Not-subtyped) ■ Flu B

■ Flu A (H1N1)pdm09 ■ Flu A (H3N2) ■ Flu A (Not-subtyped) ■ Flu B

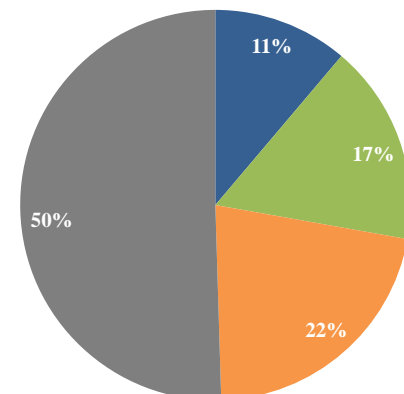
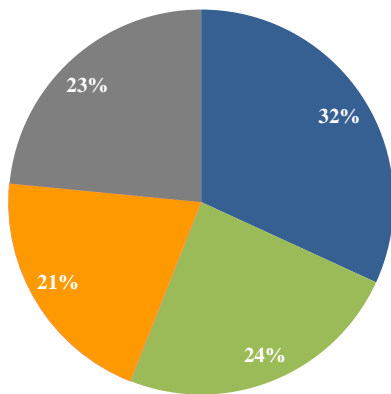
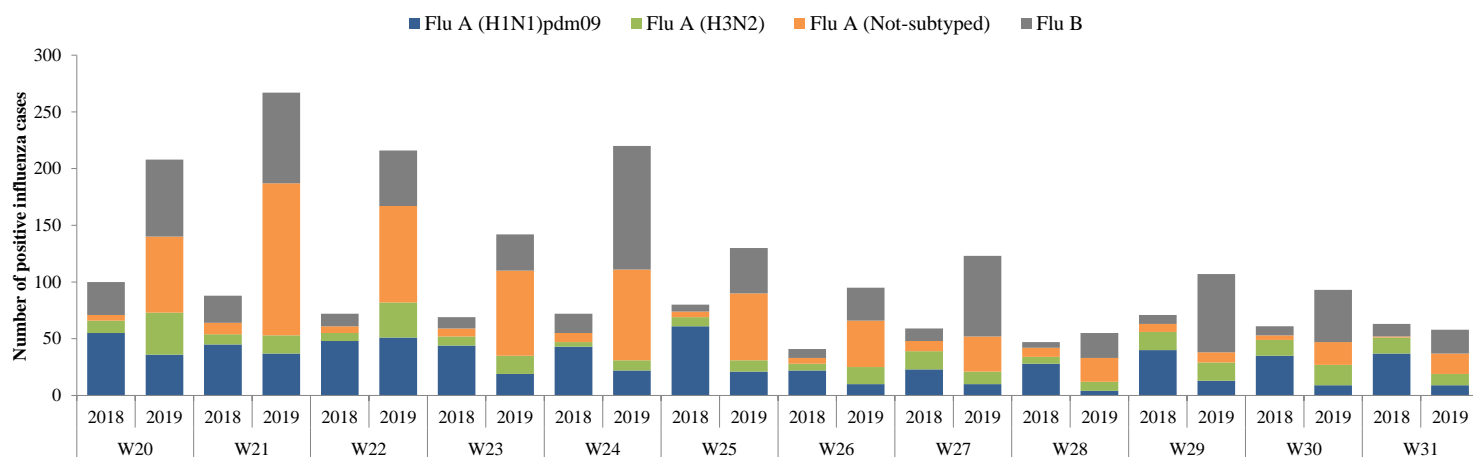


Table 1. Type and Number of influenza viruses detected from W40/2018 to W31/2019 and during last four weeks

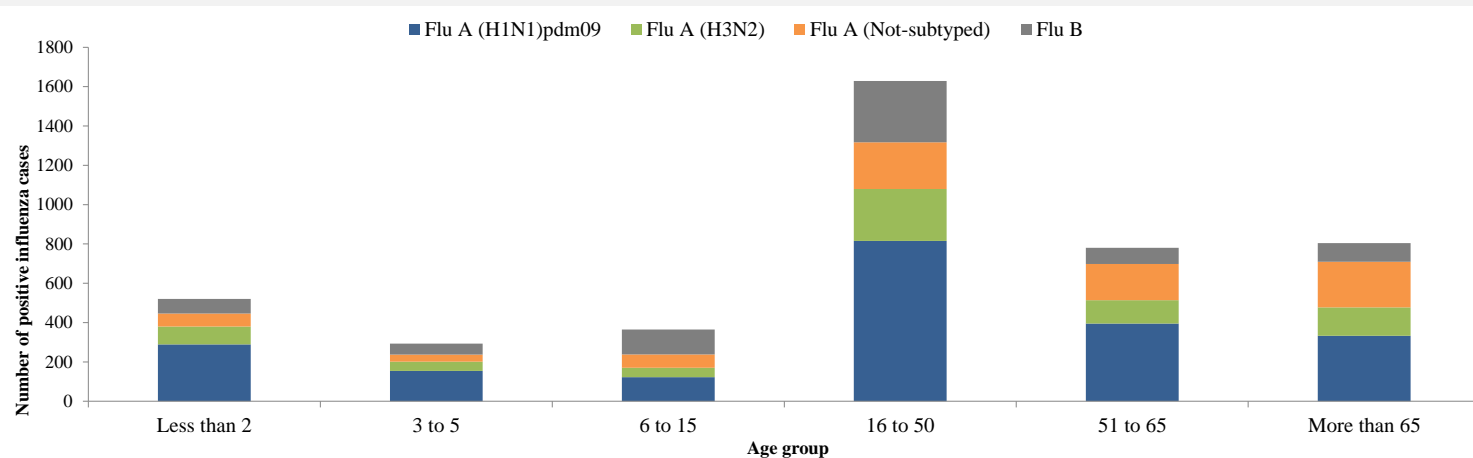
Virus type	W40/2018-W31/2019	Last 4 weeks
	Number (%)	Number (%)
Flu A (H1N1)pdm09	6913 (32)	35 (11)
Flu A (H3N2)	5243 (24)	52 (17)
Flu A (Not-subtyped)	4455 (21)	68 (22)
Flu B	5093 (23)	158 (50)
<b>Total</b>	<b>21704</b>	<b>313</b>

**Figure 3. Comparison of respiratory pathogens detected from tested specimens by last 12 weeks**

**W31/2019**



**Figure 4 Age group distribution of influenza cases by virus type in the EMR from W40/2018 to W31/2019**



**Table 2. Reported cases by country  
W01-W31/2019**

Country	Number of enrolled cases	Tested cases Number (%)	Influenza positive cases Number (%)	Positive cases			
				Flu A			Flu B
				Flu A (H1N1)pdm09	Flu A (H3N2)	Flu A (Not-subtyped)	Number (%)
Afghanistan	2213	1918 (87)	168 (9)	95 (57)	37 (22)	(-)	36 (21)
Bahrain	478	460 (96)	88 (19)	38 (43)	9 (10)	8 (9)	33 (38)
Egypt	6649	6649 (100)	646 (10)	103 (16)	178 (28)	(-)	365 (57)
Iran (Islamic Republic of)	8934	8934 (100)	1748 (20)	52 (3)	1335 (76)	337 (19)	24 (1)
Iraq	588	588 (100)	78 (13)	13 (17)	65 (83)	(-)	(-)
Jordan	472	472 (100)	77 (16)	32 (42)	36 (47)	(-)	9 (12)
Kuwait	5376	5376 (100)	1317 (24)	638 (48)	212 (16)	28 (2)	439 (33)
Lebanon	537	531 (99)	214 (40)	93 (43)	108 (50)	(-)	13 (6)
Morocco	1998	1998 (100)	749 (37)	514 (69)	217 (29)	12 (2)	6 (1)
occupied Palestinian territory	2257	2257 (100)	728 (32)	434 (60)	294 (40)	(-)	(-)
Oman	3498	3262 (93)	429 (13)	158 (37)	74 (17)	(-)	197 (46)
Pakistan	2231	2229 (100)	609 (27)	282 (46)	103 (17)	(-)	224 (37)
Qatar	20948	20948 (100)	3277 (16)	210 (6)	315 (10)	1272 (39)	1480 (45)
Saudi Arabia	8202	2811 (34)	1110 (39)	460 (41)	(-)	302 (27)	348 (31)
Sudan	150	137 (91)	7 (5)	1 (14)	1 (14)	4 (57)	1 (14)
Syrian Arab Republic	98	97 (99)	33 (34)	15 (45)	8 (24)	10 (30)	(-)
Tunisia	631	460 (73)	197 (43)	57 (29)	130 (66)	(-)	10 (5)
United Arab Emirates	144	144 (100)	30 (21)	15 (50)	2 (7)	6 (20)	7 (23)
Yemen	121	(-)	(-)	(-)	(-)	(-)	(-)
<b>Total</b>	<b>65525</b>	<b>59271 (90)</b>	<b>11505 (19)</b>	<b>3210 (28)</b>	<b>3124 (27)</b>	<b>1979 (17)</b>	<b>3192 (28)</b>

**Published by the Infectious Hazard Management (IHM) unit, World Health Organization (WHO)  
Eastern Mediterranean Regional Office (EMRO), Cairo, Egypt.**  
For Correspondence: Tel. + 20-2-22765797, Fax + 20-2-2765456. E-mail: [emrgooutbreak@who.int](mailto:emrgooutbreak@who.int)  
Influenza monthly situation updates are available at: <http://www.emro.who.int/health-topics/influenza/regional-situation-update.html>