

Influenza situation in the Eastern Mediterranean Region

W15/2019 (from 07/04/2019 to 13/04/2019)

Source of data: **EMFLU Network** and **FLUMART**

Figure 1. Number of positive influenza cases and influenza positivity rate per week, 2018-2019

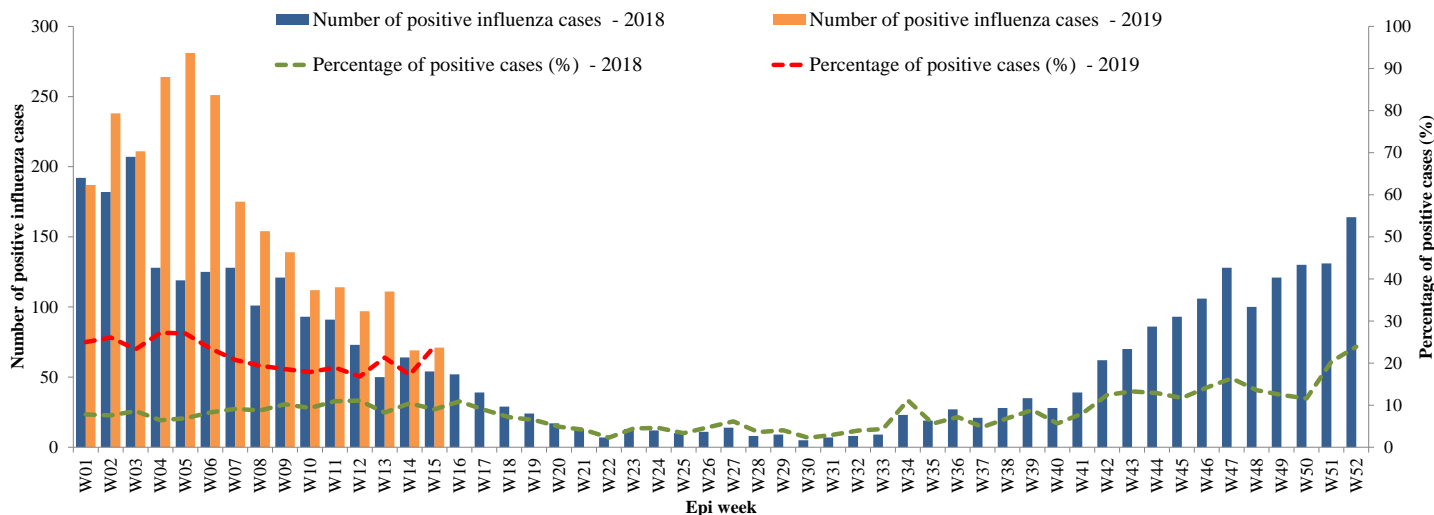


Figure 2. Percentage of circulating virus type by positive influenza cases

W40/2018 - W15/2019

Last 4 weeks

■ Flu A (H1N1)pdm09 ■ Flu A (H3N2) ■ Flu A (Not-subtyped) ■ Flu B

■ Flu A (H1N1)pdm09 ■ Flu A (H3N2) ■ Flu A (Not-subtyped) ■ Flu B

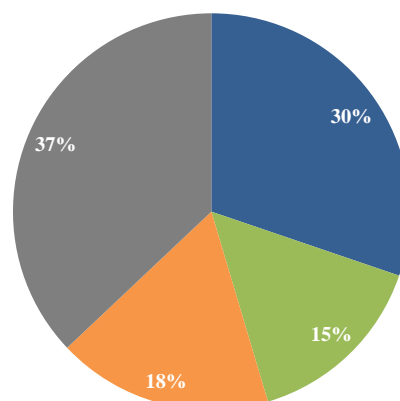
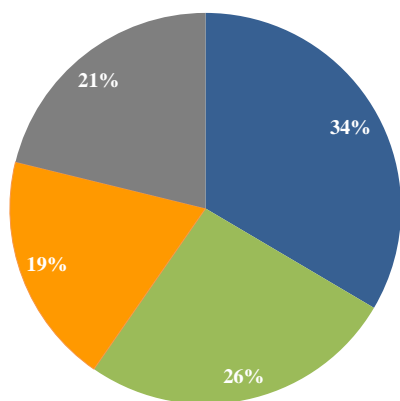


Table 1. Type and Number of influenza viruses detected from W40/2018 to W15/2019 and during last four weeks

Virus type	W40/2018-W15/2019	Last 4 weeks
	Number (%)	Number (%)
Flu A (H1N1)pdm09	6300 (33)	315 (30)
Flu A (H3N2)	4924 (26)	158 (15)
Flu A (Not-subtyped)	3605 (19)	183 (18)
Flu B	3984 (21)	386 (37)
Total	18813	1042

**Figure 3. Comparison of respiratory pathogens detected from tested specimens by last 12 weeks
W15/2019**

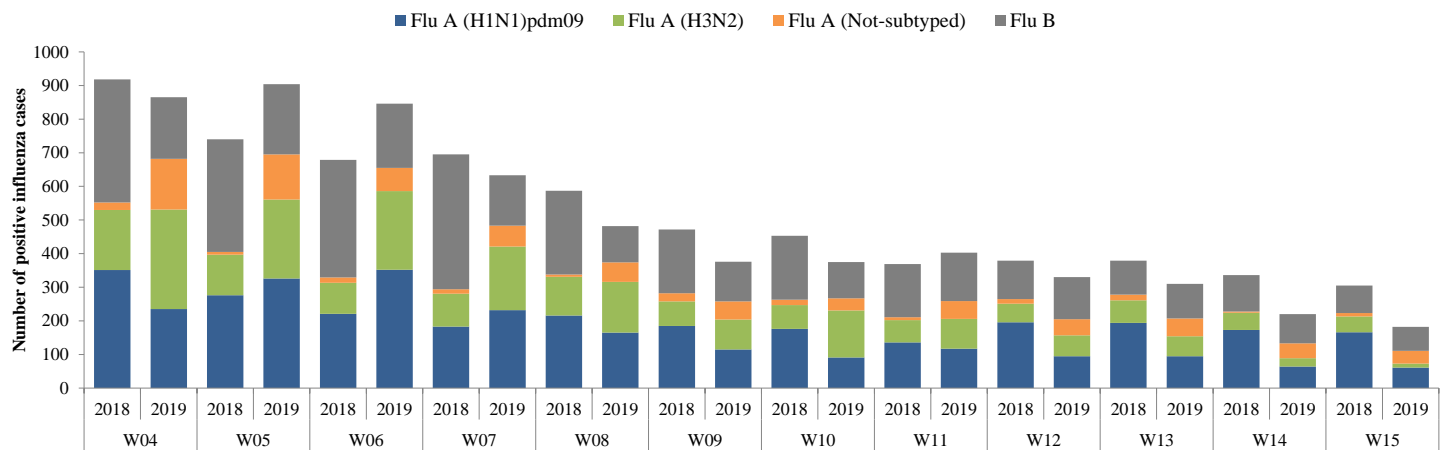
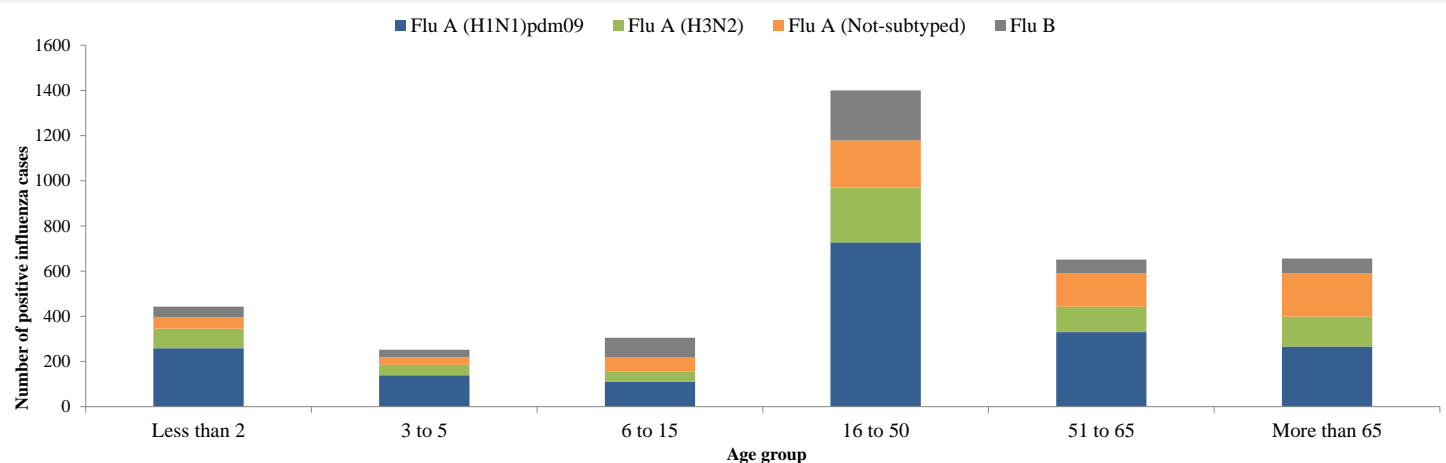


Figure 4 Age group distribution of influenza cases by virus type in the EMR from W40/2018 to W15/2019



**Table 2. Reported cases by country
W01-W15/2019**

Country	Number of enrolled cases	Tested cases Number (%)	Influenza positive cases Number (%)	Positive cases			
				Flu A			Flu B
				Flu A (H1N1)pdm09	Flu A (H3N2)	Flu A (Not-subtyped)	Number (%)
Afghanistan	1302	1291 (99)	159 (12)	94 (59)	36 (23)	(-)	29 (18)
Bahrain	262	259 (99)	52 (20)	24 (46)	9 (17)	6 (12)	13 (25)
Egypt	3903	3903 (100)	248 (6)	52 (21)	163 (66)	(-)	33 (13)
Iran (Islamic Republic of)	7873	7873 (100)	1737 (22)	50 (3)	1331 (77)	337 (19)	19 (1)
Iraq	397	397 (100)	75 (19)	10 (13)	65 (87)	(-)	(-)
Jordan	315	315 (100)	69 (22)	29 (42)	34 (49)	(-)	6 (9)
Kuwait	3869	3869 (100)	908 (23)	511 (56)	164 (18)	(-)	233 (26)
Lebanon	434	432 (100)	197 (46)	92 (47)	99 (50)	(-)	6 (3)
Morocco	1941	1941 (100)	747 (38)	512 (69)	217 (29)	12 (2)	6 (1)
occupied Palestinian territory	2104	2104 (100)	699 (33)	431 (62)	268 (38)	(-)	(-)
Oman	1984	1788 (90)	237 (13)	91 (38)	60 (25)	(-)	86 (36)
Pakistan	1814	1814 (100)	569 (31)	271 (48)	87 (15)	(-)	211 (37)
Qatar	11954	12254 (103)	2074 (17)	127 (6)	157 (8)	551 (27)	1239 (60)
Saudi Arabia	4617	1466 (32)	743 (51)	307 (41)	(-)	235 (32)	201 (27)
Sudan	127	68 (54)	4 (6)	1 (25)	1 (25)	1 (25)	1 (25)
Syrian Arab Republic	88	87 (99)	33 (38)	15 (45)	8 (24)	10 (30)	(-)
Tunisia	460	460 (100)	139 (30)	30 (22)	106 (76)	(-)	3 (2)
Yemen	121	(-)	(-)	(-)	(-)	(-)	(-)
Total	43565	40321 (93)	8690 (22)	2647 (30)	2805 (32)	1152 (13)	2086 (24)

Published by the Infectious Hazard Management (IHM) unit, World Health Organization (WHO)
Eastern Mediterranean Regional Office (EMRO), Cairo, Egypt.

For Correspondence: Tel. + 20-2-22765797, Fax + 20-2-2765456. E-mail: emrgooutbreak@who.int

Influenza monthly situation updates are available at: <http://www.emro.who.int/health-topics/influenza/regional-situation-update.html>