

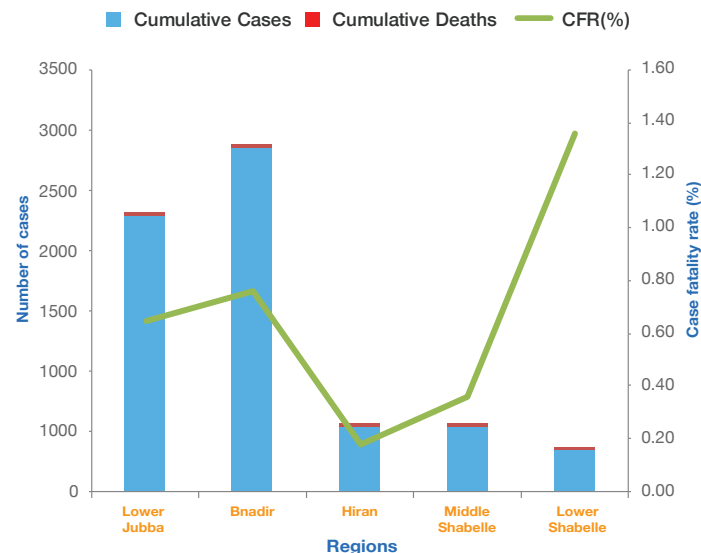
### Highlights

- In November 2018, a total of 111 suspected cholera cases and 1 related death was reported from Banadir region.
- Since December 2017, a total of 6 596 suspected cholera cases including 44 related deaths (CFR: 0.66 %) has been reported from five regions. The districts with the highest cumulative number of cases are Kismayo (2 305), Hodan (622) and Jowhar (558).
- The number of reported cases during the month of November showed a steady trend as compared to the previous month (102). The highest number of cases were reported during the month of May (1471) and during following months a declining trend was observed in the reported number of cases.
- A total of 334 stool specimen were collected from 6 Cholera Treatment Centers (CTCs), from January to November 2018, out of which 103 were confirmed for *Vibrio cholerae*, serotype Ogawa.

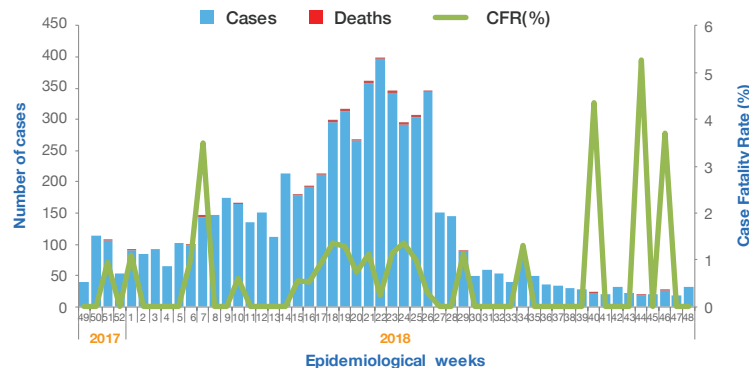
**01** out of **18** regions reported suspected cholera cases in November 2018

Case fatality rate (CFR) **0.90%** in November 2018

### Cholera cases by Regions in Somalia, December 2017 to November 2018



### Cholera cases in Somalia, December- 2017 to November – 2018



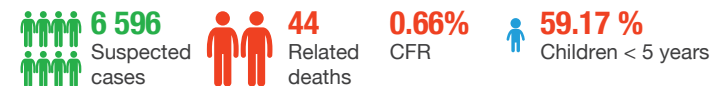
### Cholera cases and deaths reported during December 2017 to November 2018

Region	Districts	Cumulative cases*	Cumulative Deaths*	CFR (%)
Banadir	Abdilaziz	8	0	0
	Darkenley	467	1	0.21
	Daynile	516	9	1.74
	HamarJabja	175	2	1.14
	Hamrweyn	52	0	0
	Heliwa	31	0	0
	Hodan	622	2	0.32
	Howlwadag	129	1	0.78
	Karaan	50	1	2.00
	Madina	492	3	0.61
Hiran	Shibis	14	0	0
	Shingani	8	0	0
	Waberi	126	2	1.59
	Wardigley	125	1	0.80
	Yaqshid	61	0	0
Lower jubba	Beletweyn	522	1	0.19
	Bulo Burti	41	0	0
Middle Shabelle	Kismayo	2305	15	0.65
	Jowhar	558	2	0.36
Lower Shabelle	Afgoye	133	0	0
	Brava	14	0	0
	Kurtunwarey	27	4	14.81
	Merka	120	0	0
	<b>Total</b>		<b>6596</b>	<b>44</b>

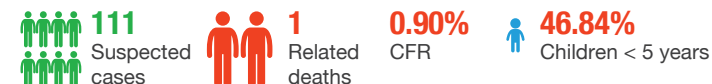
\* Case fatality rate more than 1% is highlighted

\* Cumulative number of cases and deaths are from December-2017 to November- 2018

### Cumulative key figures, December 2017- November 2018



### Last 4 weeks key figures, November 2018



### Distribution of cholera cases in Somalia, January - November 2018

