

West Bank Health Access

Oct 2023 - Aug 2024

Patient and companion permit applications (Oct 2023 - Aug 2024)



46,163

Patient permit applications



44% pending or denied



42,600

Companion permit applications

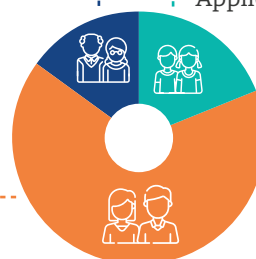


48% pending or denied

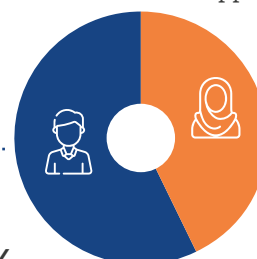
14%
Elderly (>60yo)
permit
applications

17%
Child (<18yo)
permit
Applications

44%
Female
permit
applications

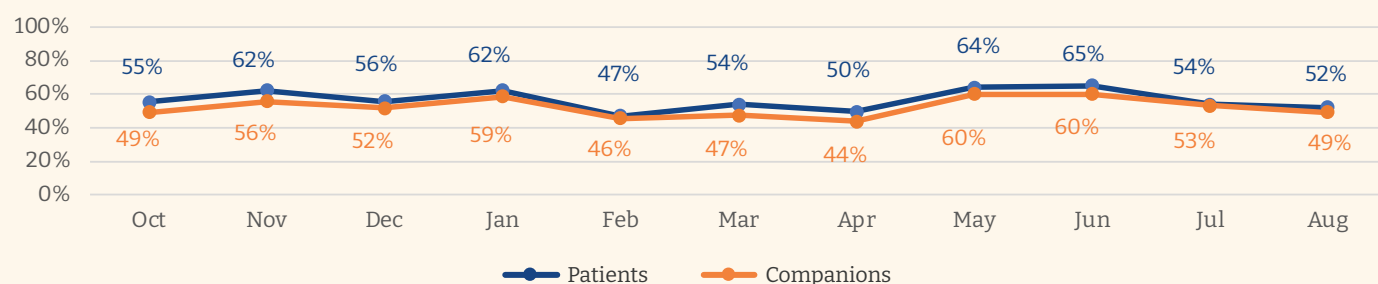


69%
Adult (18-60yo) permit
Applications

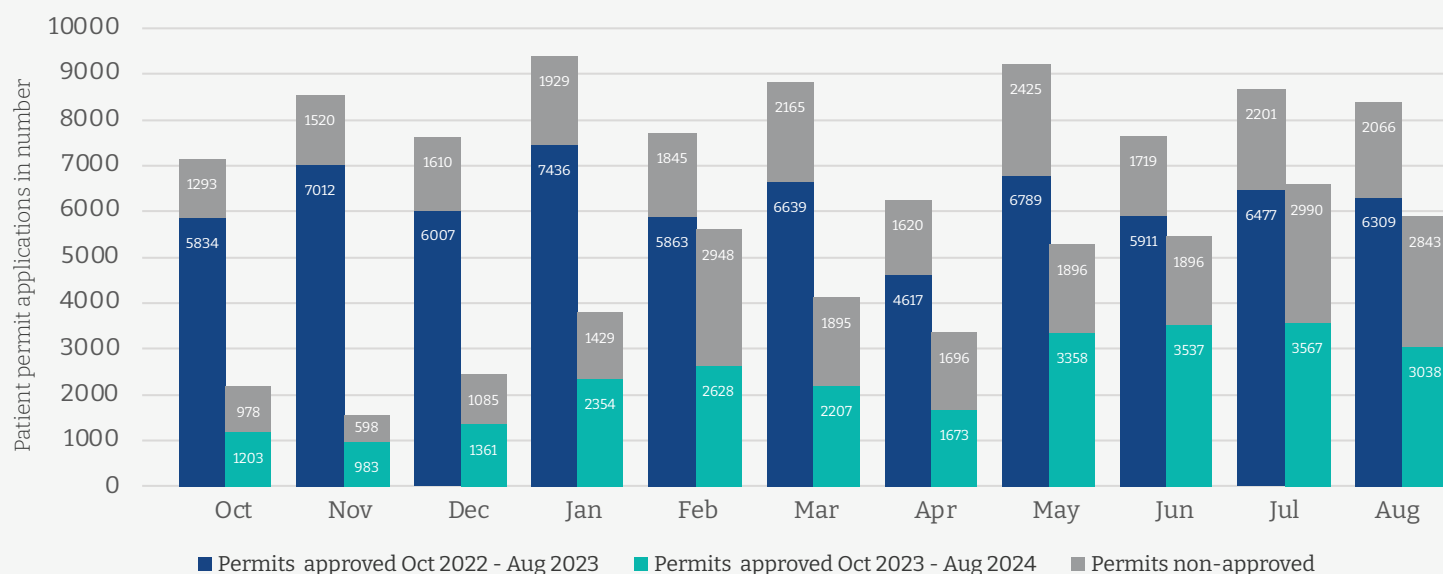


56%
Male permit
Applications

Approval rate for patient and companion permits by month



Comparison of the patient permit applications (Oct 2022- Aug 2023) and (Oct 2023- Aug 2024)



48% Decrease in patient
permit applications

21% Decrease in
applications approvals



58% Decrease in companion
permit applications

24% Decrease in
applications approvals