

West Bank Health Access

Oct 2023 - Mar 2024

Patient and companion permit applications (Oct 2023 - Mar 2024)



19,669

Patient permit applications



45% pending or denied



18,946

Companion permit applications

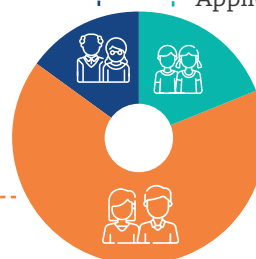


50% pending or denied

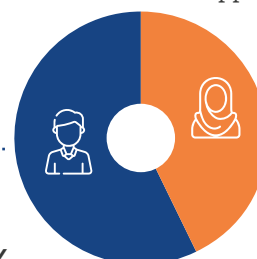
15%
Elderly (>60yo)
permit
applications

19%
Child (<18yo)
permit
Applications

43%
Female
permit
applications

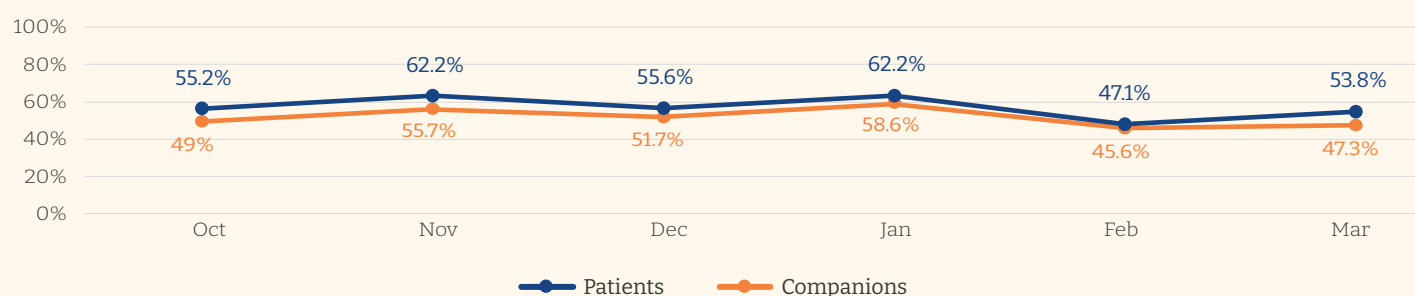


66%
Adult (18-60yo) permit
Applications

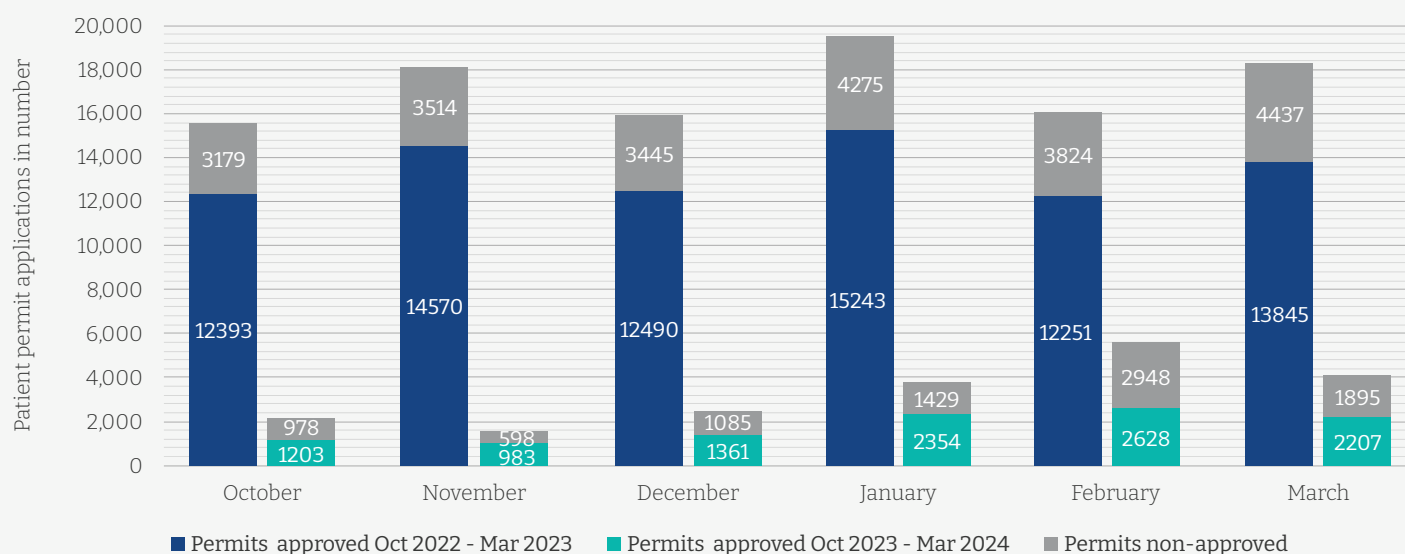


57%
Male permit
Applications

Approval rate for patient and companion permits by month



Comparison of the patient permit applications (Oct 2022- Mar 2023) and (Oct 2023- Mar 2024)



60% Decrease in patient
permit applications

24% Decrease in
applications approvals



65% Decrease in companion
permit applications

27% Decrease in
applications approvals