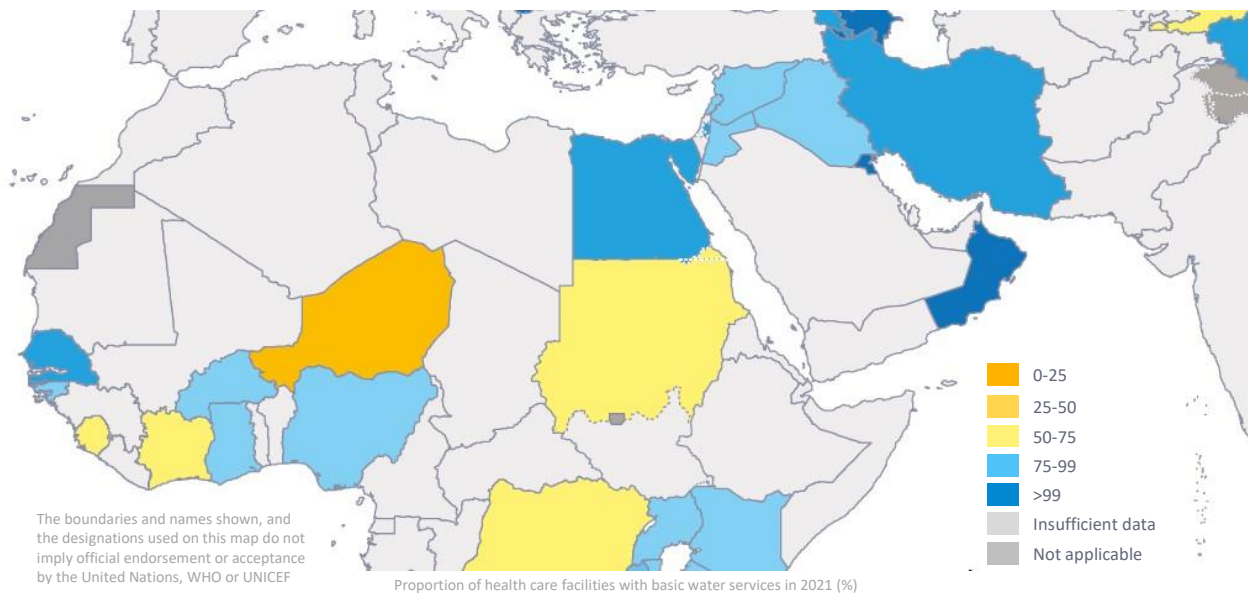


# Regional Snapshot of Water, Sanitation, Hygiene, Healthcare Waste Management and Environmental Cleaning in Healthcare Facilities in the WHO Eastern Mediterranean Region



Prepared by:  
WHO Regional Centre for Climate Change,  
Health and Environment (CHE)

Dr. Rola Al-Emam  
Eng. Mohammad Shakkour

## Executive summary

### Progress on WASH in health care facilities 2000–2021: special focus on WASH and infection prevention and control

The World Health Organization (WHO) and the United Nations Children’s Fund (UNICEF), through the WHO/UNICEF Joint Monitoring Programme for Water Supply, Sanitation and Hygiene (JMP), regularly produce updates on water, sanitation and hygiene (WASH). For the purpose of global monitoring, the definition of WASH in health care facilities includes not only water supply, sanitation and hand hygiene, but also *health care waste management* and *environmental cleaning*.

The latest WHO/UNICEF Joint Monitoring Programme (JMP) report, “[Progress on WASH in health care facilities 2000–2021: special focus on WASH and infection prevention and control](#)”, has for the first time established a global baseline on hygiene services – which assessed access at points of care as well as toilets – as more countries than ever report on critical elements of WASH services in their hospitals and other health centres. **Half of health care facilities worldwide lack basic hygiene services** with water and soap or alcohol-based hand rub where patients receive care and at toilets in these facilities.

It is worth noting that **the EMR was the only WHO region with enough countries with national data to produce regional estimates across the five WASH elements in healthcare facilities** (Figure 1).

Based on the global report, this document provides **a snapshot of the Eastern Mediterranean region (EMR) in 2021**, where major gaps in basic WASH services exist in health care facilities:

- Nearly three fourths (73%) of health care facilities had **basic water** services, which means 198 million people lacked basic water services at their health care facility, including 88 million people had no water service at their health care facility.
- Less than one third (29%) of health care facilities had **basic sanitation** services, which means that 529 million people lacked basic sanitation services at their health care facility, including 13% of health care facilities with no sanitation service, impacting 95 million people.
- 59% of health care facilities had **basic hygiene** services at points of care and toilets, leaving 303 million people without basic hygiene services at their health care facility, including 159 million people receiving care at facilities with no hygiene services at all.
- 23% of health care facilities had **basic healthcare waste management** services, which reveals that many health care facilities lack safe segregation, treatment and disposal of health care waste.
- 36% of health care facilities had **basic environmental cleaning** services. The EMR is the only WHO region with an estimate on environmental cleaning.

Despite the observed increase in data coverage in the region from the last report in 2020, data gaps still exist in the region, and globally, on WASH services in healthcare facilities.

**Vast disparities** in WASH services availability and progress exist within the region in terms of the types of facilities. Across all WASH services, hospitals are more likely to meet the criteria for basic services, and at higher levels of service, than smaller health care facilities.

Countries in the region are encouraged to step up their efforts to implement their **2019 World Health Assembly commitment** to strengthen WASH services in health care facilities, and to monitor these efforts. This document highlights that additional work is needed to improve WASH services in healthcare facilities in the region.

**Business-as-usual** will lead to millions of people remaining vulnerable to the health and socioeconomic consequences of having no or limited access to safe WASH services in healthcare facilities.

WASH in healthcare facilities plays a significant role in preventing pathogen transmission in health care facilities and the spread of antimicrobial resistance. Interventions to increase access to handwashing with water and soap and environmental cleaning form the cornerstone of infection prevention and control programmes and are crucial to providing quality care and occupational health and safety of health and care workers. Furthermore, improving access to WASH in healthcare facilities is essential to enhancing resilience of healthcare facilities to climate change, limiting the impact of possible future pandemics, and providing access to quality essential health care services for all.

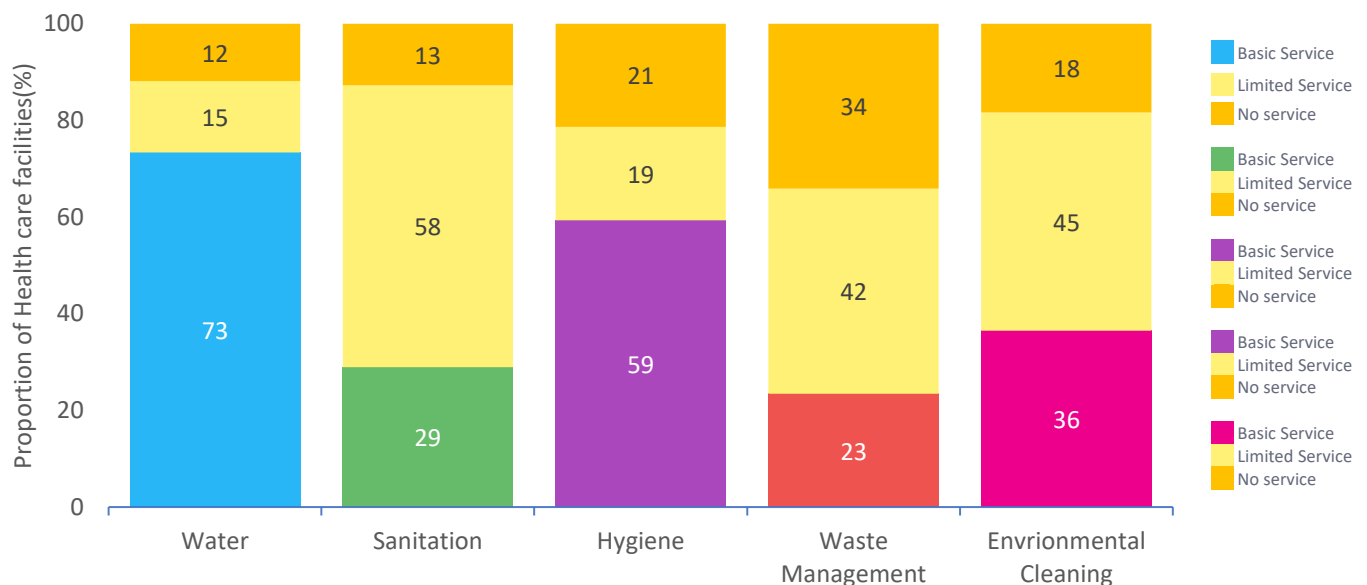


Figure 1: Eastern Mediterranean Region WASH service ladders (%) at national level, 2021

# Water

In 2021,

- **73%** of health care facilities in the EMR had **basic** water services, meaning water was available from an improved source on the premises.
- **198 million** people lacked basic water services at their health care facility, including **88 million** people who had **no water service** at their health care facility
- **86%** of hospitals had **basic** water services compared to only **72%** of smaller health care facilities.
- No sufficient data was available to generate **basic** estimates neither in rural areas nor government and non-government facilities.
- **10** out of the 22 countries in the EMR had sufficient data to estimate national coverage of **basic** water services in health care facilities representing **44%** of the regional population.
- Regional coverage of **basic** water services in healthcare facilities varied widely ranging from more than **99%** coverage in high income countries, like Kuwait and Oman, to **27%** in Sudan.

## Global and regional basic water ladders at national level in 2021

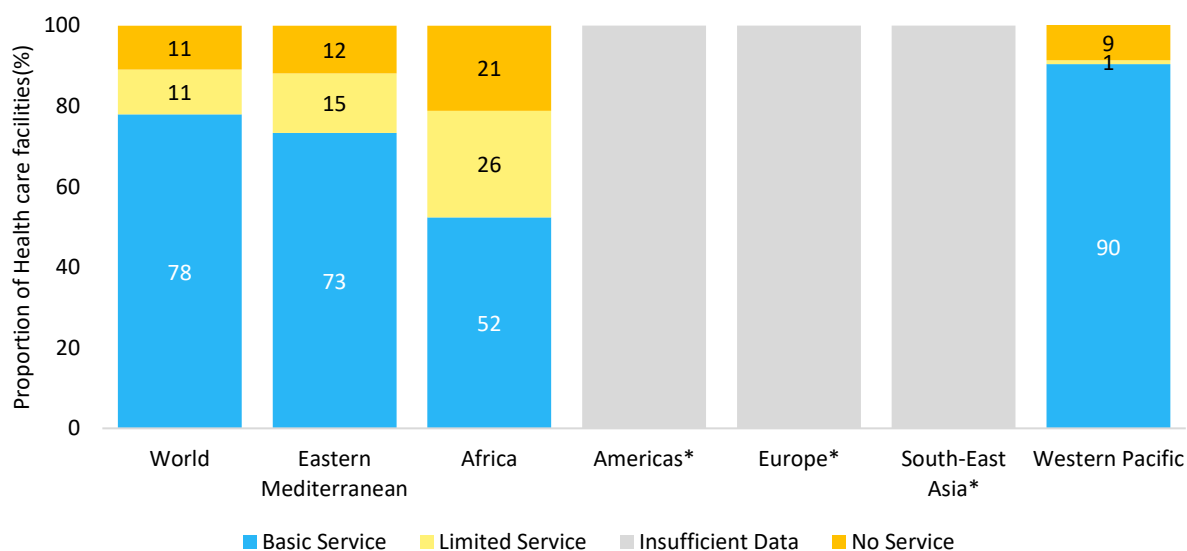


Figure 2: Global and regional basic water ladders (%) at national level, 2021  
\*No basic service estimates available

Table 1: SDG ladder for water services

SERVICE LEVEL	DEFINITION
BASIC	Water is available from an improved source located on premises.
LIMITED	An improved water source is within 500 meters of the facility, but not all requirements for basic service are met.
NO SERVICE	Water is taken from unprotected dug wells or springs, or surface water sources; or an improved source that is more than 500 m from the facility; or the facility has no water source.

Note: Improved sources include piped water, boreholes or tube wells, protected dug wells, protected springs, rainwater, and packaged or delivered water.

### Eastern Mediterranean Region basic water ladders at all settings; national, urban, rural, hospital, non-hospital, government, and non-government

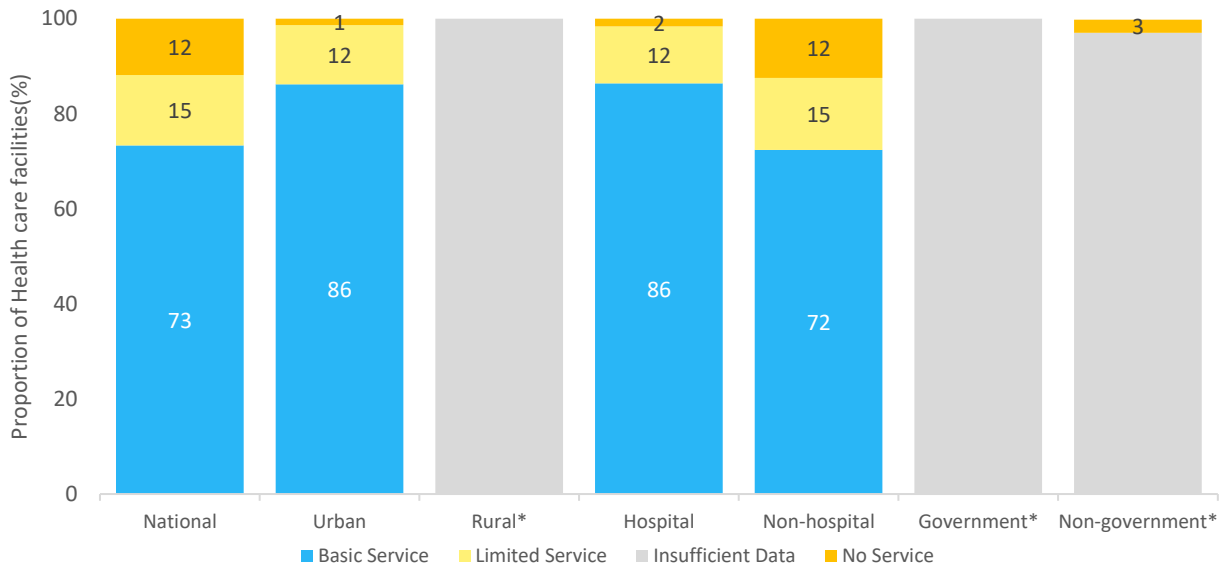


Figure 3: Eastern Mediterranean Region basic water ladders (%) at all settings, 2021  
\*No basic service estimates available

### Eastern Mediterranean Region Countries basic water ladders at national level

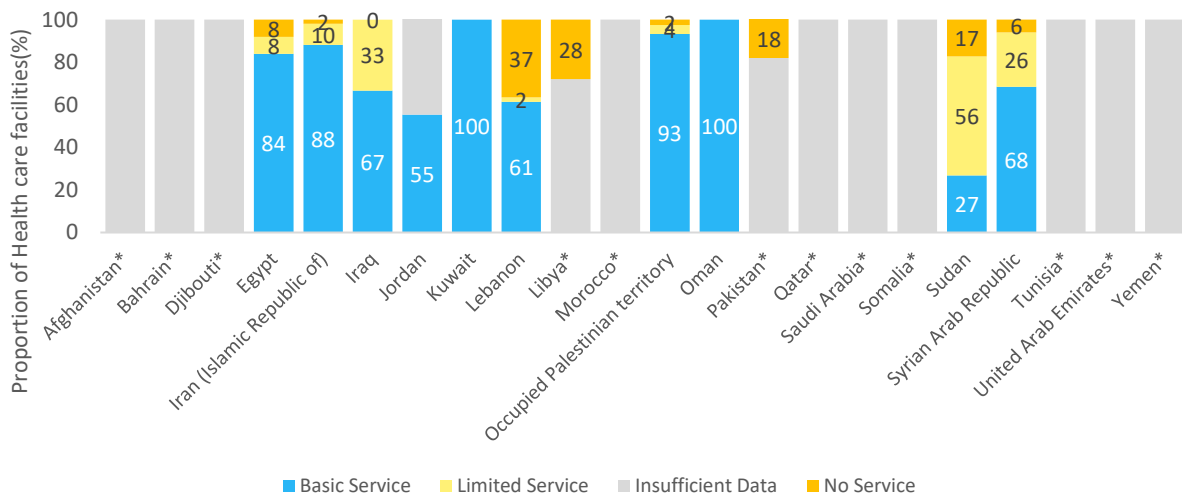


Figure 4: Eastern Mediterranean Region Countries basic water ladders (%) at national level, 2021  
\*No basic service estimates available

Countries in the Eastern Mediterranean Region with the largest number of people who have no water services in healthcare facilities

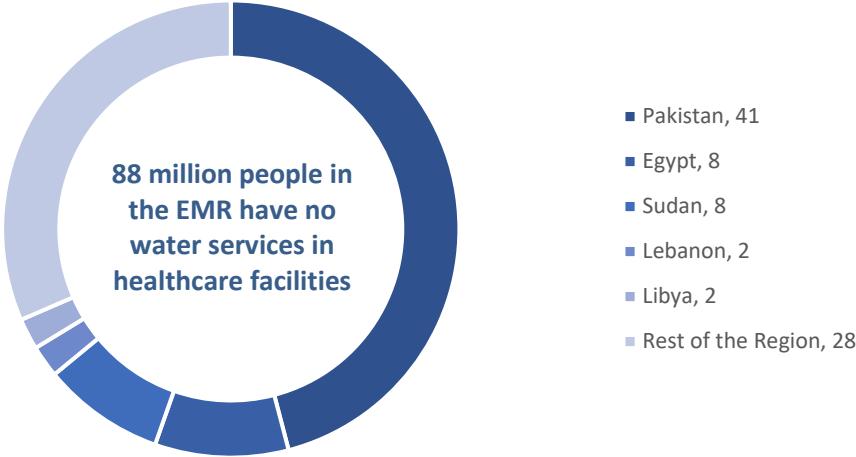


Figure 5: Eastern Mediterranean Countries with the largest number of people with no water services in healthcare facilities in 2021



Figure 6: A water quality testing laboratory at a healthcare facility in the Islamic Republic of Iran



Figure 7: A water reservoir observed during the WASH assessment of one of the healthcare facilities in Sudan

# Sanitation

In 2021,

- **29%** of health care facilities in the EMR had **basic** sanitation services, which means usable improved sanitation facilities, including at least one toilet dedicated for staff, at least one sex-separated toilet with menstrual hygiene facilities, and at least one toilet accessible for people with limited mobility).
- **529 million** people lacked basic sanitation services at their healthcare facility, including **95 million** people had **no sanitation service** at their health care facility.
- **45%** of hospitals had **basic** sanitation services while only **26%** of smaller health care facilities had a basic sanitation service.
- No sufficient data was available to generate estimates in neither urban and rural areas, nor government and non-government facilities.
- **9** out of the **22** countries in the EMR had sufficient data to estimate national coverage of **basic** sanitation services in health care facilities representing **66%** of the regional population.

## Global and regional basic sanitation ladders at national level in 2021

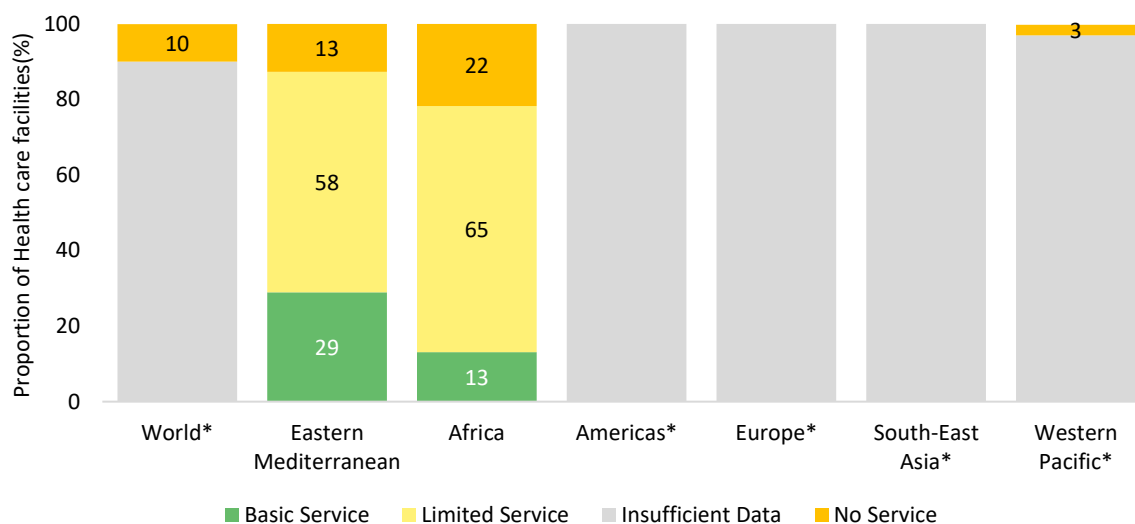


Figure 8: Global and regional basic sanitation ladders (%) at national level, 2021  
\*No basic service estimates available

Table 2: SDG ladder for sanitation services

SERVICE LEVEL	DEFINITION
BASIC	Improved sanitation facilities are usable with at least one toilet dedicated for staff, at least one sex-separated toilet with menstrual hygiene facilities, and at least one toilet accessible for people with limited mobility.
LIMITED	At least one improved sanitation facility, but not all requirements for basic service are met.
NO SERVICE	Toilet facilities are unimproved (pit latrines without a slab or platform, hanging latrines and bucket latrines), or there are no toilets or latrines at the facility.

Note: Improved facilities include flush/pour flush toilets connected to piped sewer systems, septic tanks or pit latrines; pit latrines with slabs (including ventilated pit latrines); and composting toilets.



### Eastern Mediterranean Region basic sanitation ladders at all settings; national, urban, rural, hospital, non-hospital, government, and non-government

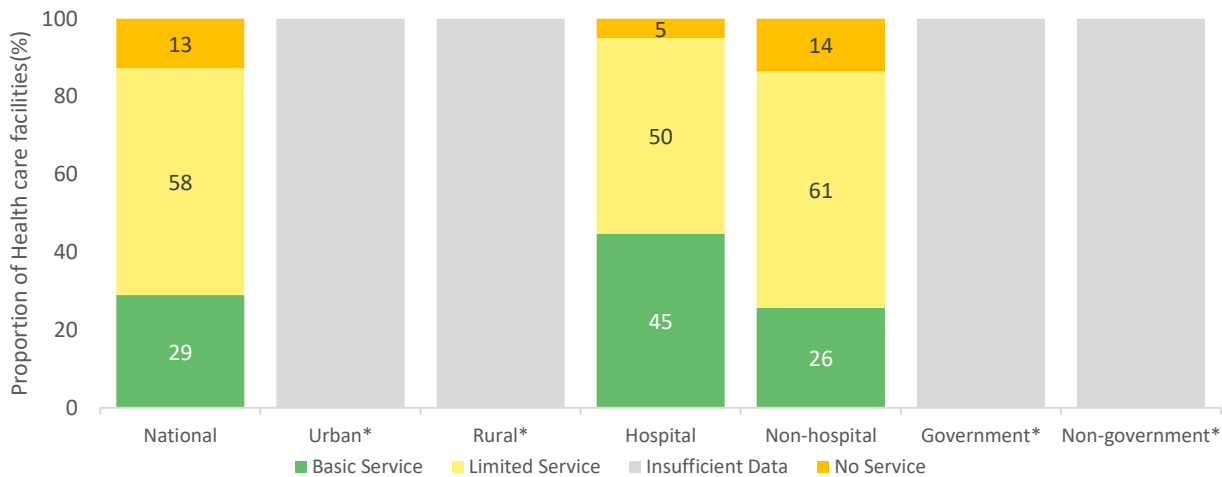


Figure 9: Eastern Mediterranean Region basic sanitation ladders (%) at all settings, 2021  
\*No basic service estimates available

### Eastern Mediterranean Region Countries basic sanitation ladders at national level

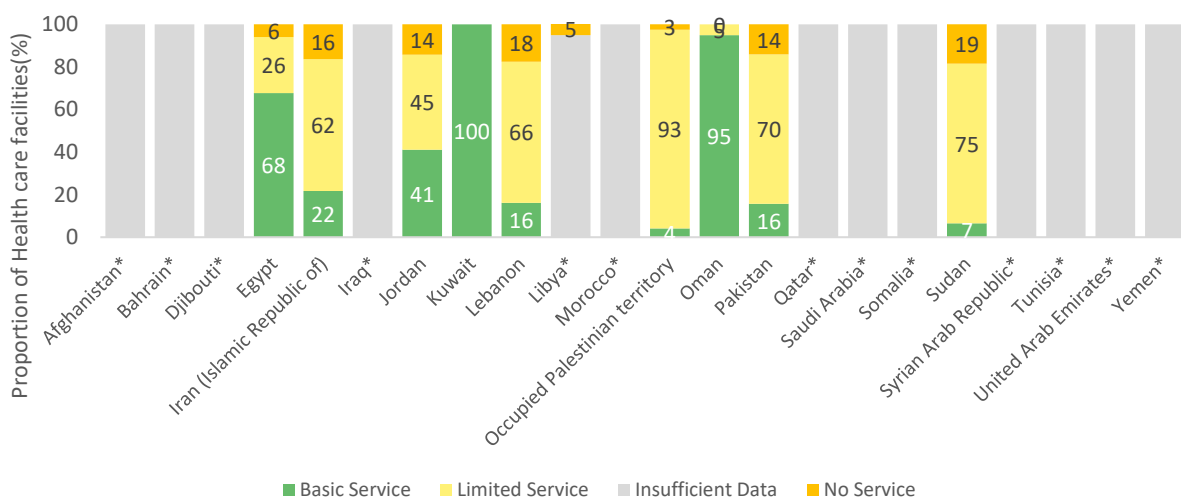


Figure 10: Eastern Mediterranean Region Countries basic sanitation ladders (%) at national level, 2021  
\*No basic service estimates available

### Countries in Eastern Mediterranean Region with the largest number of people who have no sanitation services in healthcare facilities



Figure 11: Eastern Mediterranean Countries with the largest number of people with no sanitation services in healthcare facilities in 2021



## Hospitals are most likely to safely empty wastes from on-site sanitation facilities



Figure 12: Proportion of healthcare facilities practicing emptying of on-site sanitation containments (%)



Figure 14: A toilet with accommodation for limited mobility at a healthcare facility in Oman



Figure 13: Sex-separated toilets in a healthcare facility in Sudan

# Hygiene

In 2021,

- More than half (**59%**) of health care facilities in the EMR had a **basic** hand hygiene service, meaning that functional hand hygiene facilities were available at points of care, and within five meters of toilets.
- **303 million** people lacked basic hygiene services at their health care facility, including **159 million** people with **no hygiene service** at their health care facility.
- **67%** of health care facilities had hand hygiene facilities at points of care, while **66%** had handwashing facilities with soap and water at toilets.
- While 1 out of 11 health care facilities (**9%**) globally had **no service** (lacking hand hygiene facilities at points of care, as well as soap and water at toilets), in the EMR, **21%** health care facilities had **no service**, worse than Africa and the Western Pacific regions.
- **74%** of hospitals had **basic** hand hygiene facilities, compared with **58%** of non-hospitals.
- No sufficient data was available to generate **basic** estimates in rural areas nor government and non-government facilities.
- National data on **basic** hygiene services were available for **71%** of the EMR population. However, only **9** out of the 22 countries in the EMR had sufficient data to estimate national coverage of **basic** hygiene services in health care facilities.

## Global and regional basic hygiene ladders at national level in 2021

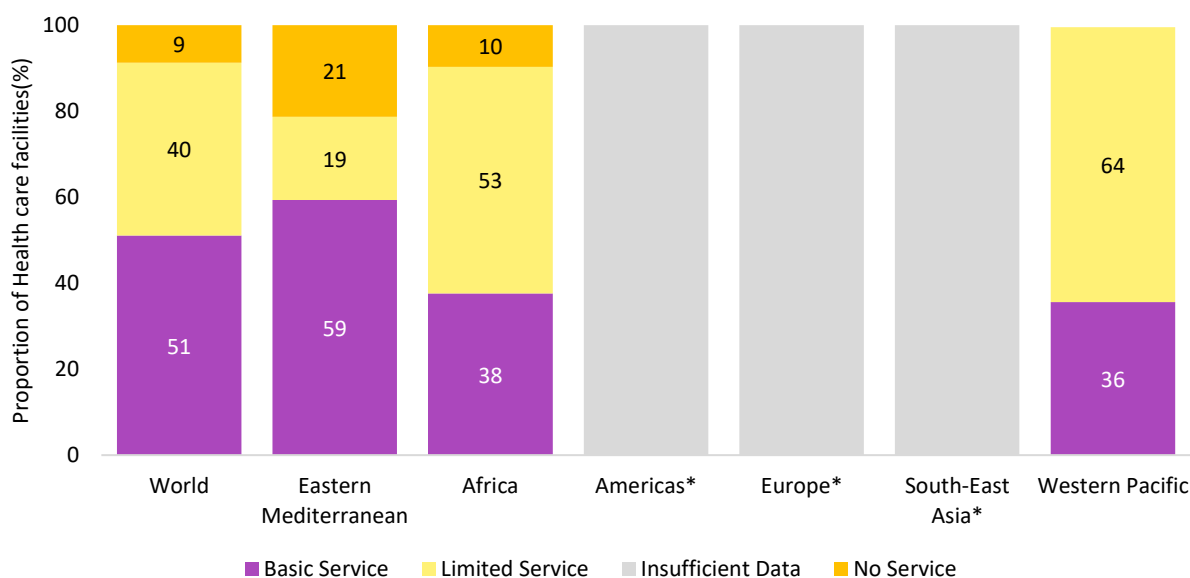


Figure 15: Global and regional basic hygiene ladders (%) at national level, 2021

\*No basic service estimates available

Table 3: SDG service ladder for hygiene

SERVICE LEVEL	DEFINITION
BASIC	Functional hand hygiene facilities (with water and soap and/or alcohol-based hand rub) are available at points of care, and within 5 meters of toilets.
LIMITED	Functional hand hygiene facilities are available at either points of care or toilets, but not both.
NO FACILITY	No functional hand hygiene facilities are available at either points of care or toilets.

Note: Points of care are any location in the health care facility where care or treatment is delivered (e.g. consultation/exam rooms). The term "hand hygiene" is used in place of "handwashing" because this is an umbrella term that also includes cleaning hands with ABHR.

### Eastern Mediterranean Region basic hygiene ladders at all settings; national, urban, rural, hospital, non-hospital, government, and non-government

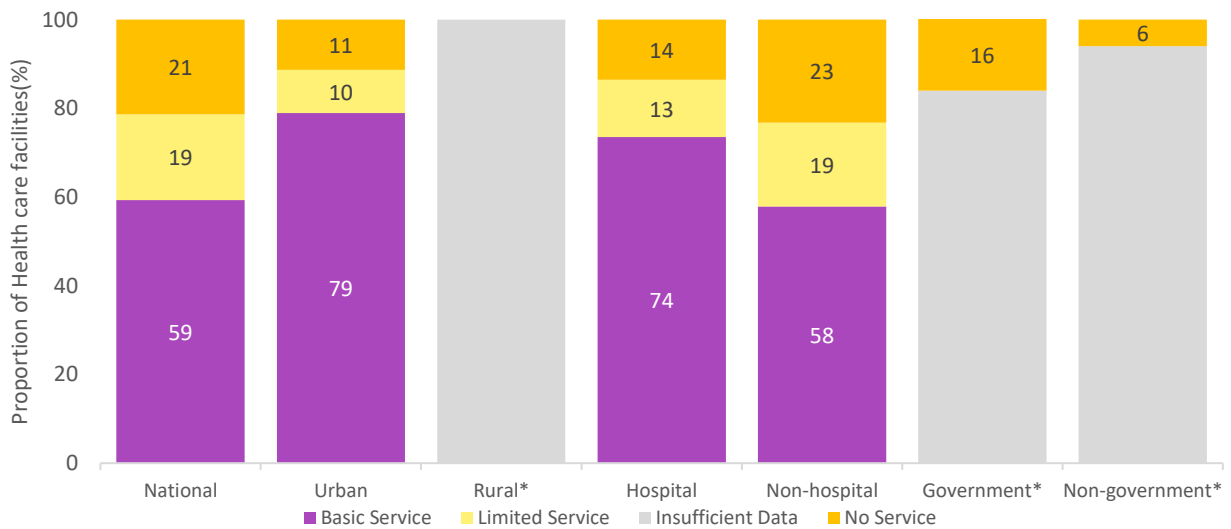


Figure 16: Eastern Mediterranean Region basic hygiene ladders (%) at all settings, 2021  
\*No basic service estimates available

### Eastern Mediterranean Region Countries basic hygiene ladders at national level

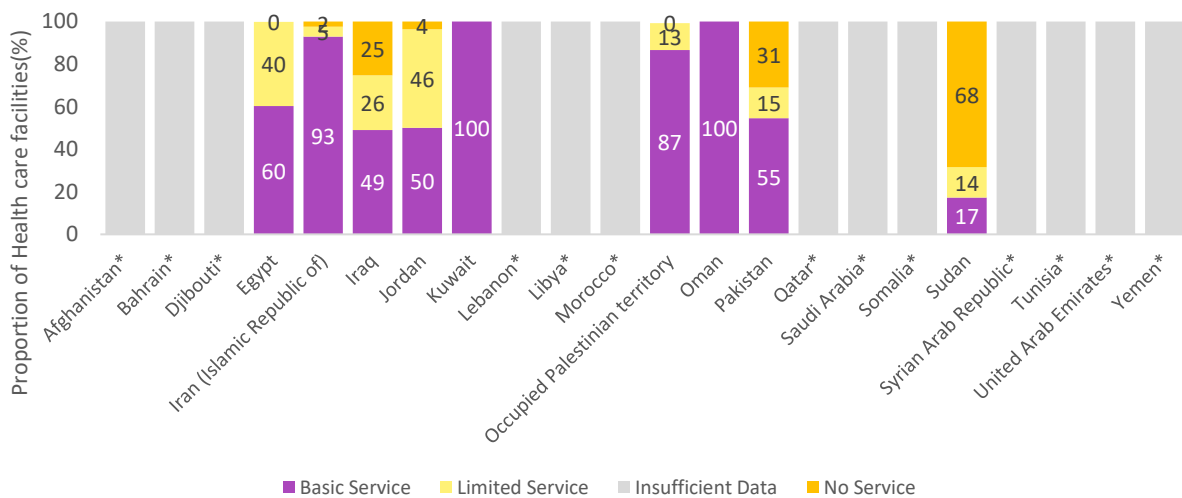


Figure 17: Eastern Mediterranean Region Countries basic hygiene ladders (%) at national level, 2021  
\*No basic service estimates available

**Countries in the Eastern Mediterranean Region with the largest number of people who have no hygiene services in healthcare facilities**



Figure 18: Eastern Mediterranean Countries with the largest number of people with no hygiene services in healthcare facilities in 2021



Figure 19: A healthcare worker washing her hands at a healthcare facility in the Islamic Republic of Iran



Figure 20: A handwashing basin with instruction posters at a healthcare facility in Oman

# Healthcare waste management

In 2021,

- Only **23%** of health care facilities in the EMR had a **basic** health care waste management service, meaning that waste was segregated at points of generation, and sharps and infectious waste were treated and disposed of safely.
- **570 million** people in the EMR lacked basic waste management services at their health care facility, including **254 million** people with **no service** at their health care facility (neither segregation at points of generation nor safe treatment and disposal).
- **Half** of health care facilities had systems for segregating waste and only **41%** of the waste was safely treated.
- Only **44%** of hospitals and **21%** of non-hospitals had **basic** waste management services.
- Lack of waste management service was more prominent in governmental (**21%**) than non-governmental (**6%**) health care facilities.
- No sufficient data was available to generate **basic** estimates in neither urban and rural areas, nor government and non-government facilities.
- **10** out of the 22 countries in the EMR had sufficient data to estimate national coverage of **basic** waste management services in health care facilities.
- National data on basic waste management services were available for **61%** of the EMR population.
- Regional coverage of **basic** waste management services in healthcare facilities varied widely ranging from **98%** in Oman to **3%** in Sudan.

## Global and regional basic healthcare waste management ladders at national level in 2021

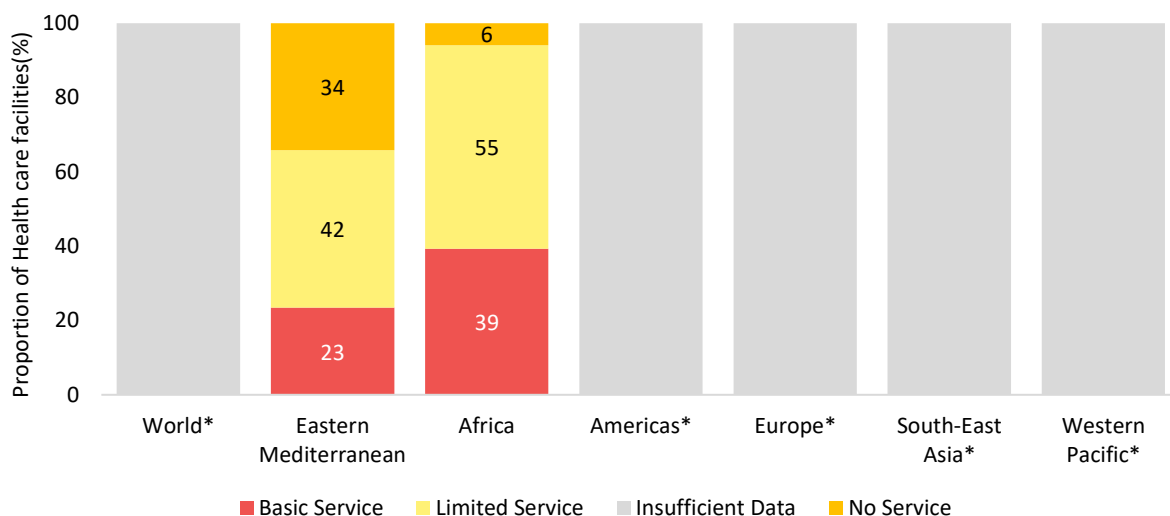


Figure 21: Global and regional basic waste management ladders (%) at national level, 2021

\*No basic service estimates available

Table 4: SDG service ladder for healthcare waste management

SERVICE LEVEL	DEFINITION
BASIC	Waste is safely segregated into at least three bins and sharps and infectious waste are treated and disposed of safely.
LIMITED	There is limited separation and/or treatment and disposal of sharps and infectious waste, but not all requirements for basic service are met.
NO FACILITY	There are no separate bins for sharps or infectious waste, and sharps and/or infectious waste are not treated/disposed of.

### Eastern Mediterranean Region basic healthcare waste management ladders at all settings; national, urban, rural, hospital, non-hospital, government, and non-government

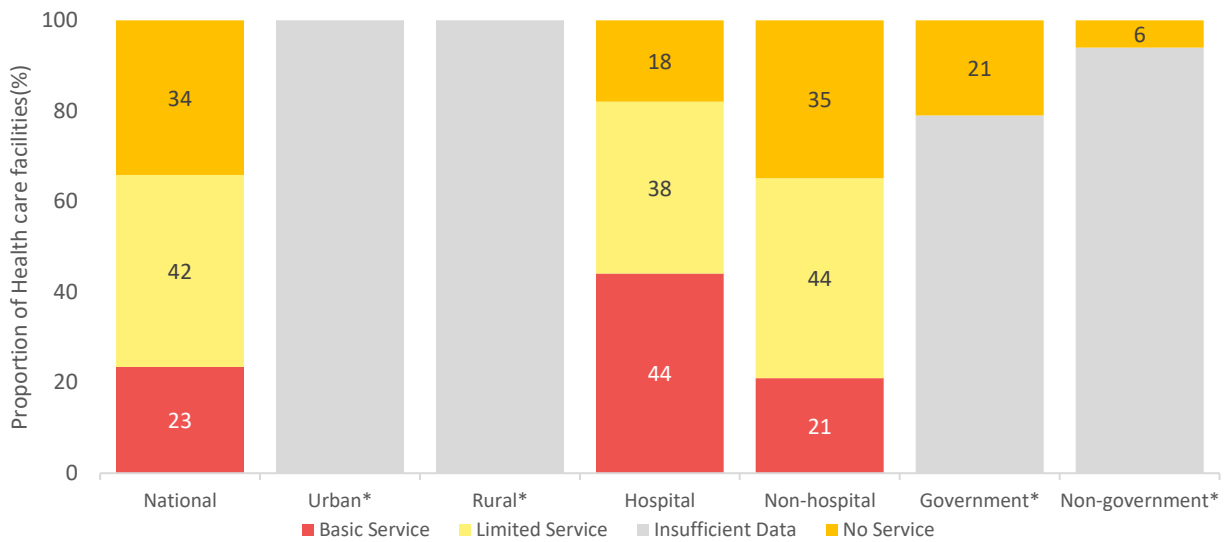


Figure 22: Eastern Mediterranean Region waste management ladders (%) at all settings, 2021  
\*No basic service estimates available

### Eastern Mediterranean Region Countries basic healthcare waste management ladders at national level

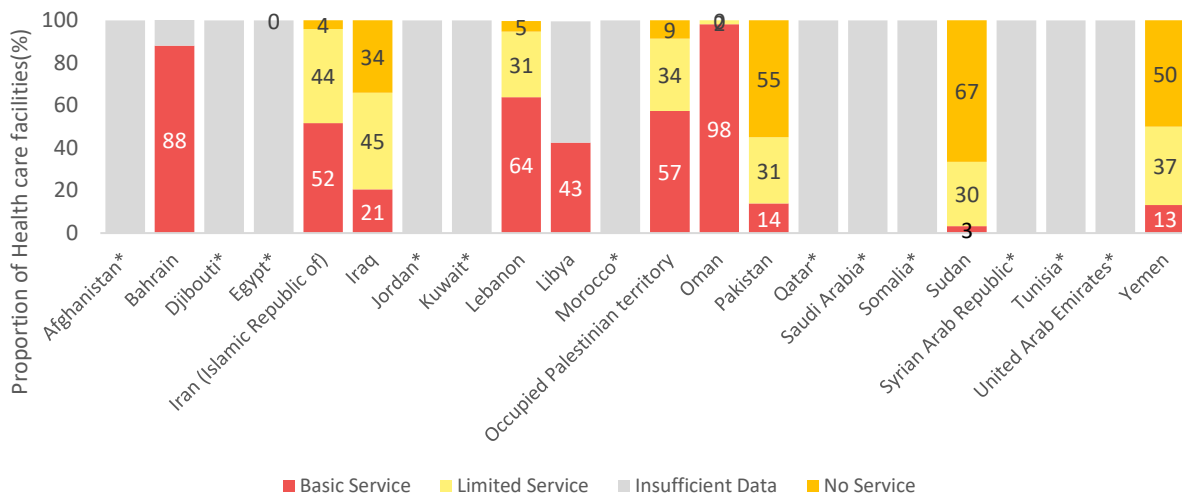


Figure 23: Eastern Mediterranean Region Countries basic waste management ladders (%) at national level, 2021  
\*No basic service estimates available



**Countries in the Eastern Mediterranean Region with the largest number of people who have no waste management services in their healthcare facilities**

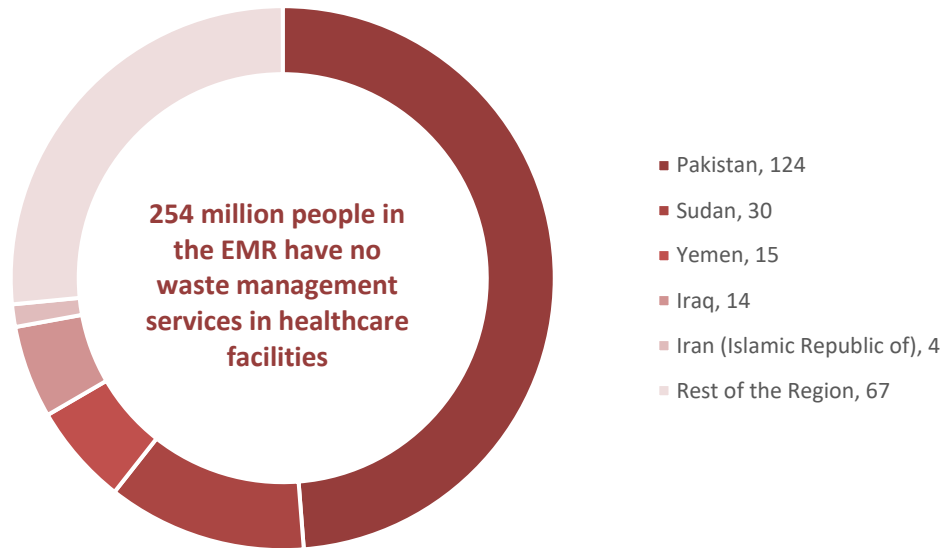


Figure 24: Eastern Mediterranean Countries with the largest number of people with no waste management services in their healthcare facilities in 2021



Figure 26: Three segregation bins with instruction posters at a healthcare facility in the Islamic Republic of Iran



Figure 25: Unsafe healthcare waste treatment and disposal at a healthcare facility in Sudan



# Environmental Cleaning

- The EMR was the **only region** where enough countries with national data on environmental cleaning were available to calculate a regional estimate for basic environmental cleaning services.
- **36%** of HCFs in the EMR had **basic** environmental cleaning services, meaning that cleaning protocols were available, and that staff with cleaning responsibilities had all received training.
- **473 million** people in the EMR lacked basic environmental cleaning services at their health care facility, including **137 million** people with **no service** at their healthcare facility.
- **59%** of hospitals had a **basic** environmental cleaning service compared to **34%** in non-hospitals.
- No sufficient data was available to generate estimates in rural areas nor government and non-government facilities.
- **8** out of the 22 countries in the EMR (representing **57%** of the regional population) had sufficient data to estimate national coverage of **basic** environmental cleaning services in health care facilities.
- Regional coverage of **basic** environmental cleaning services in healthcare facilities varied widely ranging from **100%** in Kuwait to only **1%** in Sudan.

## Global and regional basic environmental cleaning ladders at national level in 2021

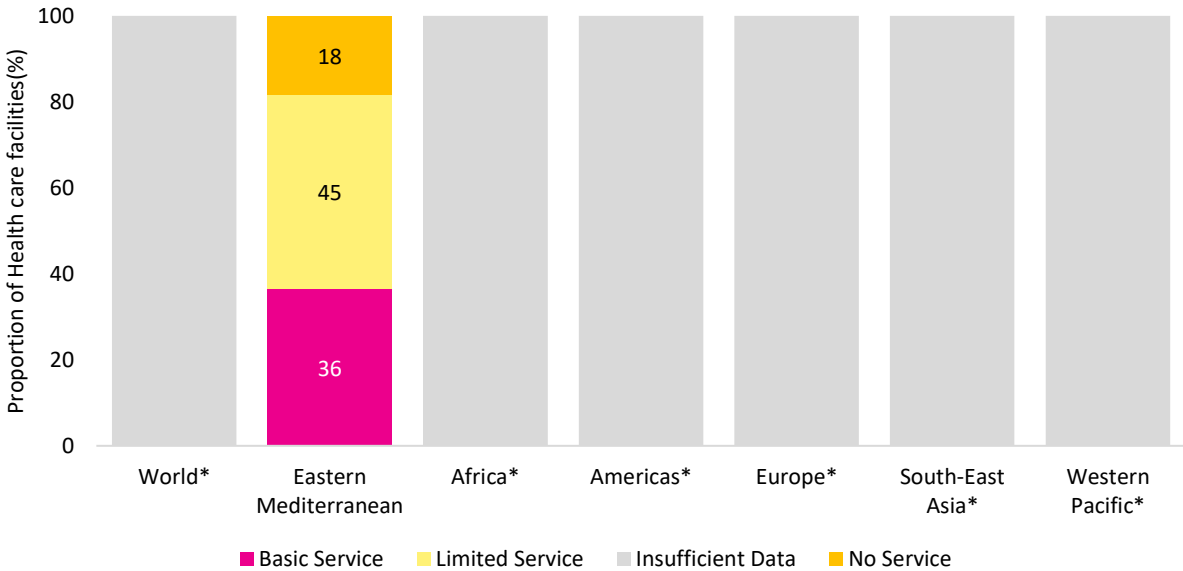


Figure 27: Global and regional basic environmental cleaning ladders (%) at national level, 2021  
 \*No basic service estimates available

Table 5: SDG service ladder for environmental cleaning

SERVICE LEVEL	DEFINITION
<b>BASIC</b>	Basic protocols for cleaning available, and staff with cleaning responsibilities have all received training.
<b>LIMITED</b>	There are cleaning protocols, or at least some staff have received training on cleaning.
<b>NO FACILITY</b>	No cleaning protocols are available, and no staff have received training on cleaning.

**Eastern Mediterranean Region basic environmental cleaning ladders at all settings; national, urban, rural, hospital, non-hospital, government, and non-government**

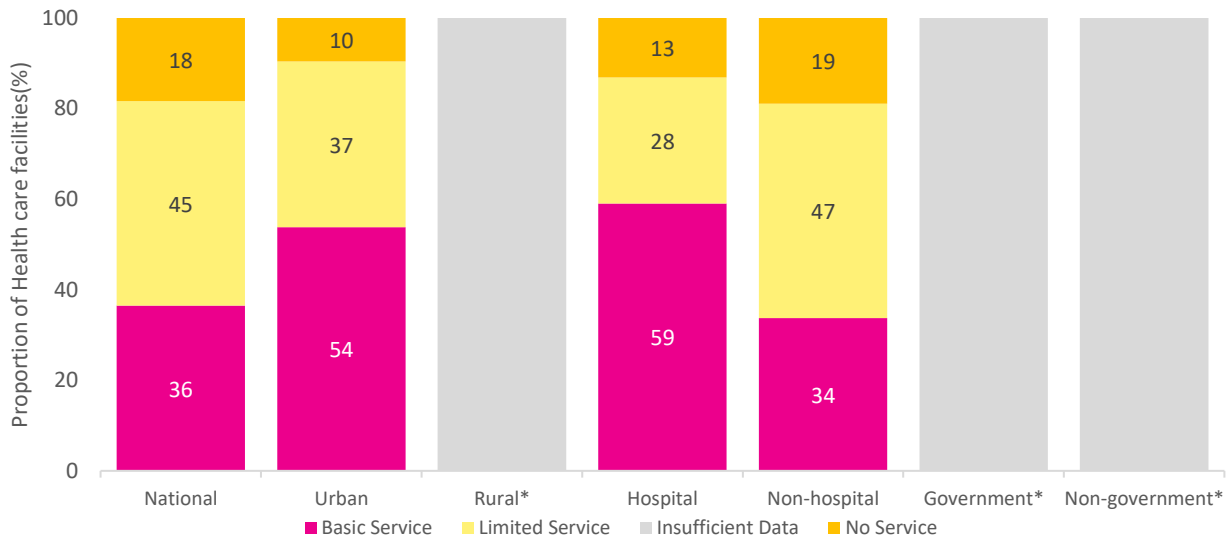


Figure 28: Eastern Mediterranean Region environmental cleaning ladders (%) at all settings, 2021  
\*No basic service estimates available

**Eastern Mediterranean Region Countries basic environmental cleaning ladders at national level**

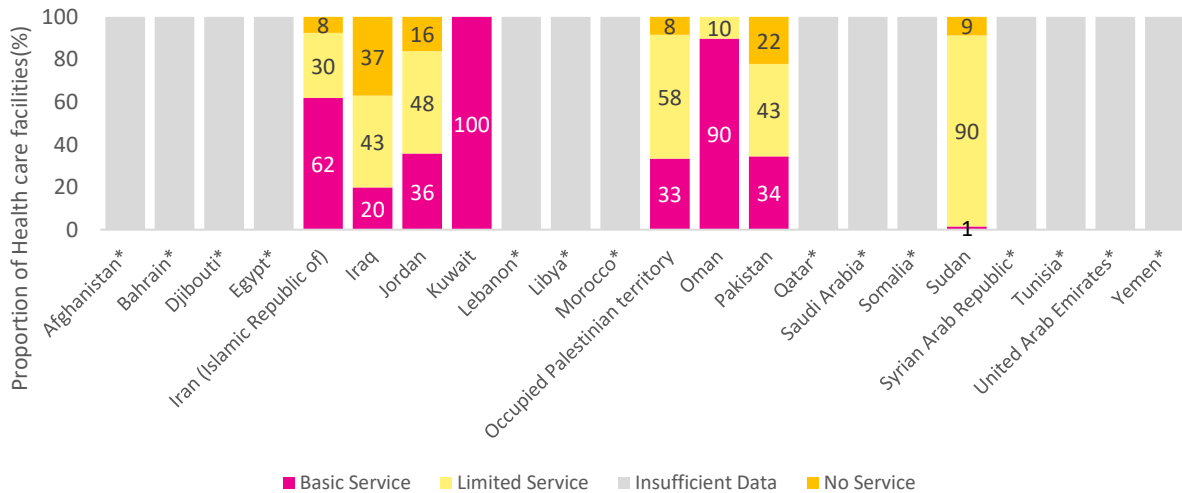


Figure 29: Eastern Mediterranean Region Countries basic environmental cleaning ladders (%) at national level, 2021  
\*No basic service estimates available

**Countries in the Eastern Mediterranean Region with the largest number of people who have no environmental cleaning services in their healthcare facilities**

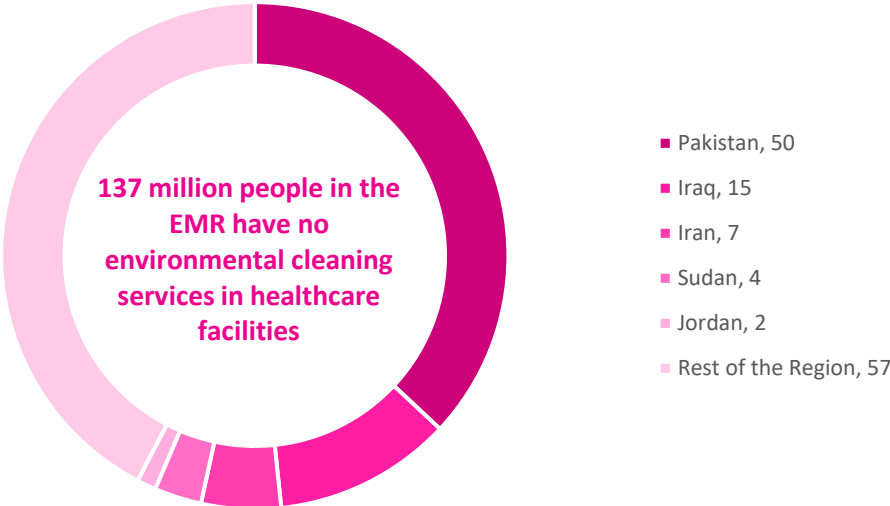


Figure 30: Eastern Mediterranean Countries with the largest number of people with no environmental cleaning services in their healthcare facilities in 2021



Figure 31: A cleaning staff disinfecting a bed at a hospital in the Islamic Republic of Iran

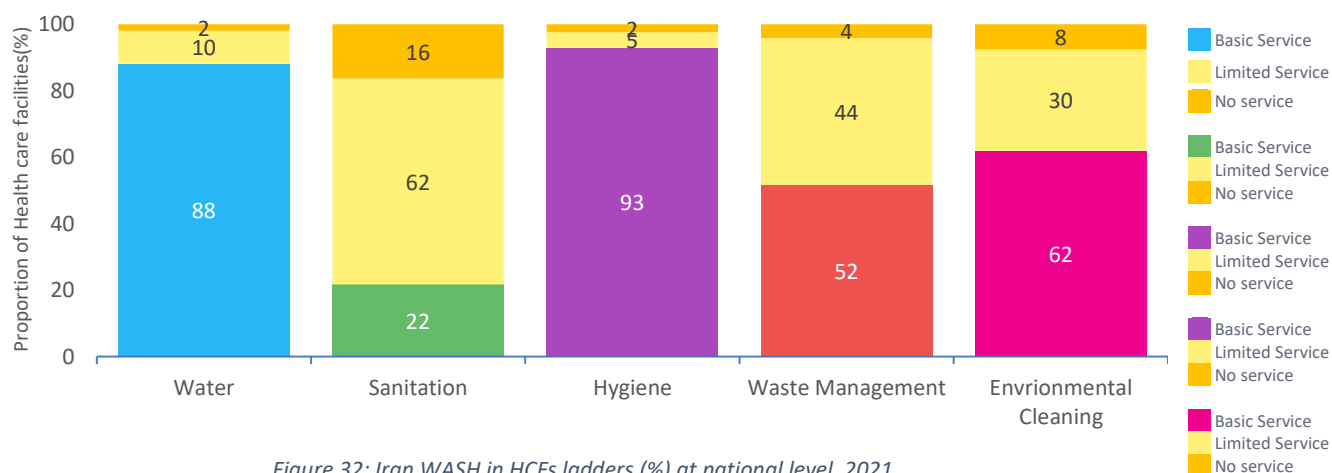
# WHO/EMRO/CHE support to EMR countries

The WHO Regional Center in the Eastern Mediterranean Region for Climate Change, Health and Environment (WHO/EMRO/CHE) provided technical support to the EMR countries towards monitoring and enhancing WASH services in their healthcare facilities. WHO/CHE supported all countries in the country consultation process and reporting on WASH in healthcare facilities. Furthermore, in 2021, WHO/EMRO/CHE provided financial and technical support to the Islamic Republic of Iran, Oman and Sudan<sup>1</sup> to carry out a situation analysis and national baseline assessment, which is the first of eight practical steps to improve WASH in healthcare facilities and achieve universal access to quality care. WHO/CHE also supported Morocco in conducting situation analysis and a subnational assessment of WASH in healthcare facilities. WHO/EMRO/CHE will continue to support these, and the remaining EMR countries, in implementing the eight practical steps towards improving WASH services in healthcare facilities.

The increase in data coverage in the EMR generated enough data to produce regional estimates of basic water, sanitation, hygiene, healthcare waste management and environmental cleaning **for the first time.**

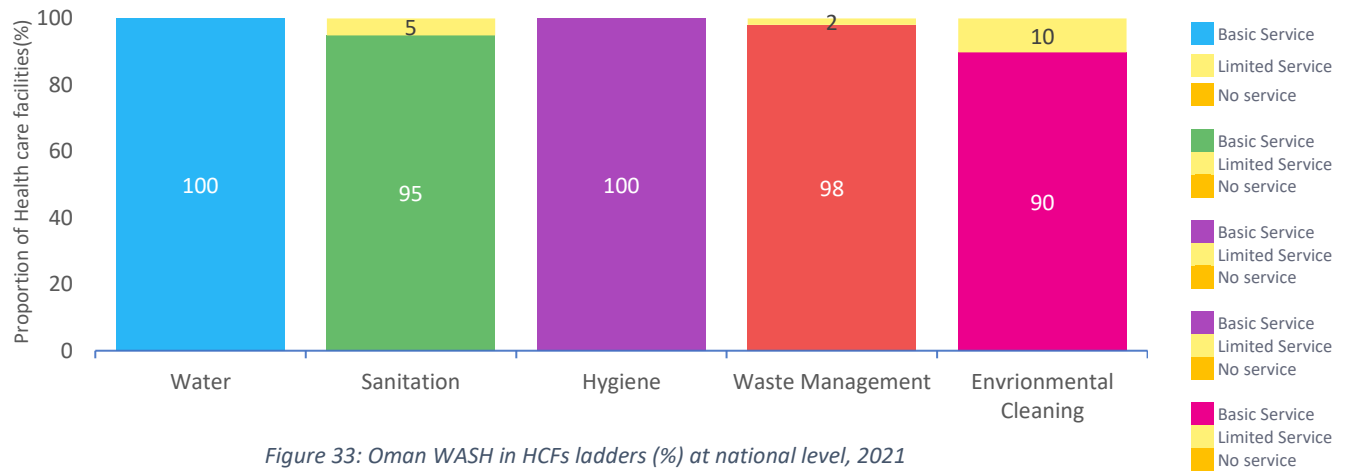
The following are snapshots of the Islamic Republic of Iran, Oman and Sudan WASH in healthcare facilities ladders:

## The Islamic Republic of Iran WASH in healthcare facilities ladders at national level in 2021

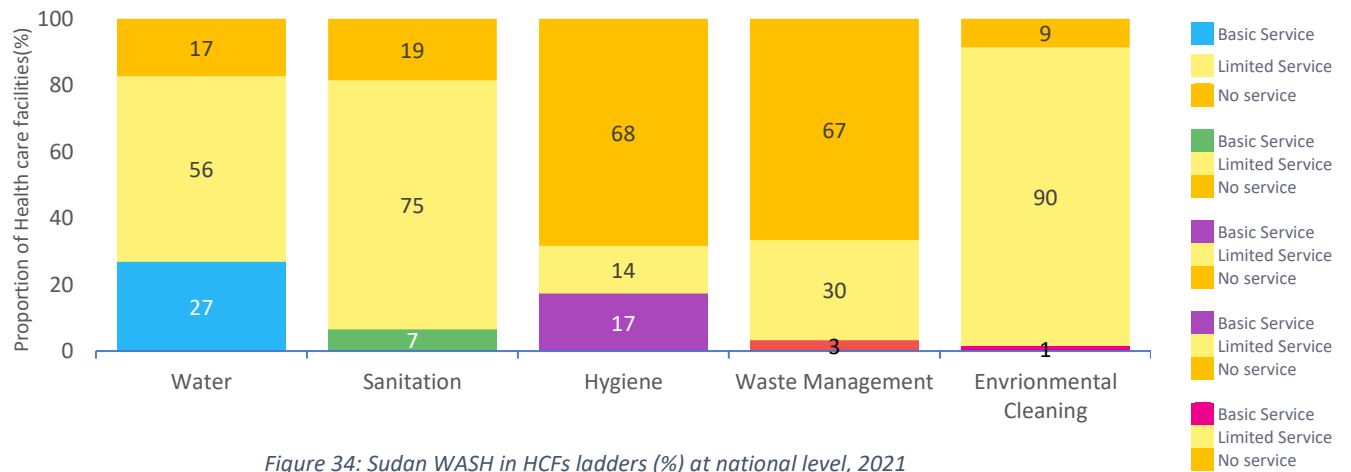


<sup>1</sup> Sudan carried out a baseline assessment and is in the process of conducting a situation analysis

### Oman WASH in healthcare facilities ladders at national level in 2021



### Sudan WASH in healthcare facilities ladders at national level in 2021



### Morocco: Subnational assessment of WASH in healthcare facilities

a sub-national assessment in Morocco, covering 95 health care facilities in the region of Rabat-Salé-Kénitra, found that basic water services were consistently high in the seven provinces and prefectures assessed, ranging from 80% in Sidi Kacem to universal (>99%) in Skhirat Tamara. But in three provinces and one prefecture not even one health care facility met all the requirements for basic sanitation; only eight facilities in the entire assessment did. The requirements for a basic water service are simply less difficult to meet than those for a basic sanitation service.

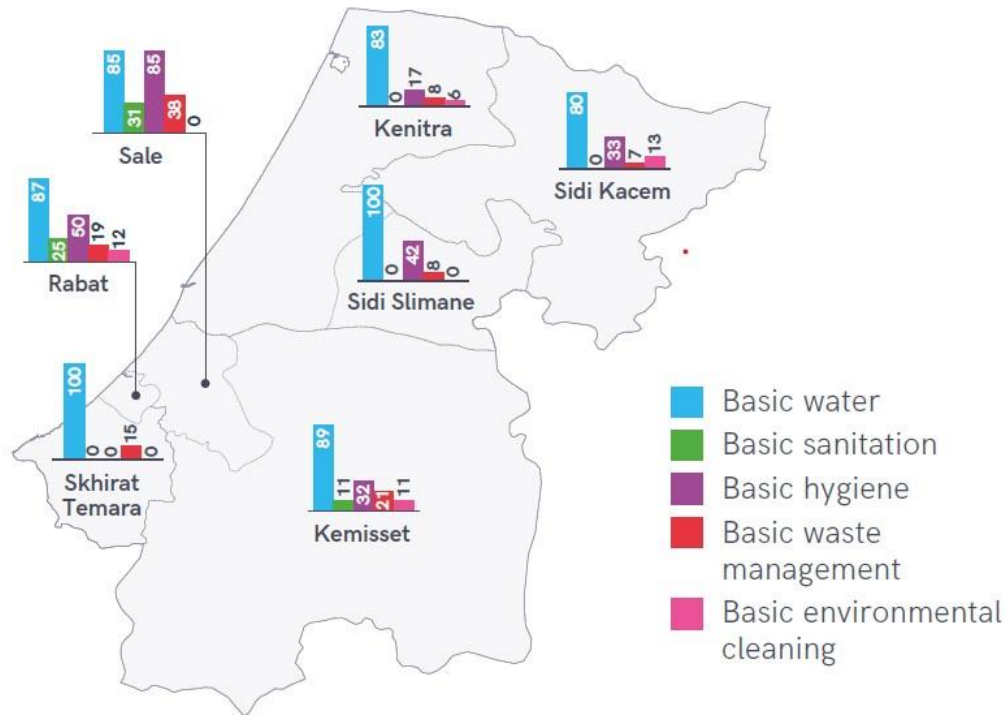


Figure 35: Proportion of health care facilities with basic WASH services in provinces and prefectures of Rabat-Salé-Kenitra region, Morocco, 2019 (%)

## Oman is increasingly treating health care waste with autoclaves

In 2012, the Oman Ministry of Health gave the responsibility for managing the country’s health care waste to the Oman Environmental Service Holding Company (Be’ah). The company has expanded the treatment capacity of existing plants, built two new treatment facilities that rely exclusively on autoclave sterilization rather than incineration, and shutdown traditional open dumpsites that didn’t provide safe disposal for treated waste. Be’ah now treats over 99% of health care waste generated annually. Pharmaceutical waste, cytotoxic and genotoxic waste, and highly infectious waste are mainly incinerated, while less hazardous wastes are shredded and autoclaved before disposal. By 2016 more waste was being autoclaved than incinerated, with positive impacts on the environment as well as reportedly lower operational costs. The company works with health care facilities to improve waste segregation, and to reduce the amount of waste generated.

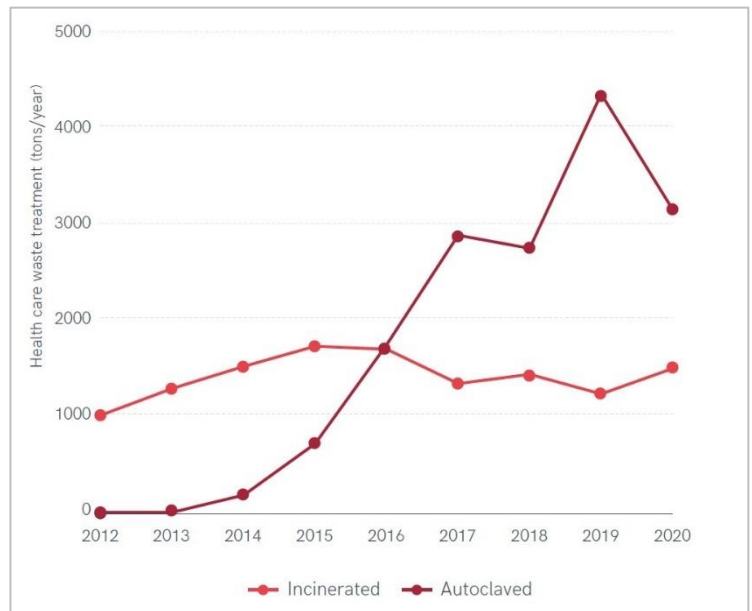


Figure 36: Health care waste incinerated or autoclaved in Oman, tons/ year 2012–2020. Source: Be’ah Efforts in Health Care Waste Management <https://www.beah.om/Knowledge-Center/Report>

# Water

Country, Area or Territory	Year	Population (thousands)	% Urban	NATIONAL					URBAN					RURAL				
				Basic water services	Limited water services	No water service	Improved water source	Improved water on premises	Basic water services	Limited water services	No water service	Improved water source	Improved water on premises	Basic water services	Limited water services	No water service	Improved water source	Improved water on premises
Afghanistan	2021	39 835	26	-	-	-	-	-	-	-	-	-	-	-	-	-	-	-
Bahrain	2021	1 748	90	-	-	-	-	-	-	-	-	-	-	-	-	-	-	-
Djibouti	2021	1 002	78	-	-	-	-	-	-	-	-	-	-	-	-	-	-	-
Egypt	2021	104 258	43	84	8	8	92	92	-	-	-	-	-	-	-	-	-	-
Islamic Republic of Iran	2021	85 029	76	88	10	2	98	93	97	2	1	99	97	82	16	2	98	90
Iraq	2021	41 179	71	67	33	<1	>99	>99	77	23	<1	>99	>99	53	47	<1	>99	>99
Jordan	2021	10 269	92	55	-	-	-	-	-	-	-	-	-	-	-	-	-	-
Kuwait	2021	4 329	100	>99	<1	<1	>99	>99	>99	<1	<1	>99	>99	-	-	-	-	-
Lebanon	2021	6 769	89	61	2	37	64	-	-	-	-	-	-	-	-	-	-	-
Libya	2021	6 959	81	-	-	28	72	-	-	-	-	-	-	-	-	-	-	-
Morocco	2021	37 345	64	-	-	-	-	-	-	-	-	-	-	-	-	-	-	-
Occupied Palestinian Territories	2021	5 223	77	93	4	2	98	96	-	-	-	-	-	-	-	-	-	-
Oman	2021	5 223	87	>99	<1	<1	>99	>99	>99	<1	<1	>99	>99	>99	<1	<1	>99	>99
Pakistan	2021	225 200	37	-	-	18	82	-	-	-	-	-	-	-	-	-	-	-
Qatar	2021	2 692	99	-	-	-	-	-	-	-	-	-	-	-	-	-	-	-
Saudi Arabia	2021	35 341	85	-	-	-	-	-	-	-	-	-	-	-	-	-	-	-
Somalia	2021	16 360	47	-	-	-	-	-	-	-	-	-	-	-	-	-	-	-
Sudan	2021	44 909	36	27	56	17	83	34	54	41	5	95	63	11	64	25	75	18
Syria	2021	18 276	56	68	26	6	94	87	-	-	-	-	-	-	-	-	-	-
Tunisia	2021	11 936	70	-	-	-	-	-	-	-	-	-	-	-	-	-	-	-
United Arab Emirates	2021	9 991	87	-	-	-	-	-	-	-	-	-	-	-	-	-	-	-
Yemen	2021	30 491	39	-	-	-	-	-	-	-	-	-	-	-	-	-	-	-
EMR	2021	744602	52	73	15	12	88	85	86	12	1	99	93	-	-	-	-	-



# Water

		HOSPITAL					NON-HOSPITAL					GOVERNMENT					NON-GOVERNMENT				
Country, Area or Territory	YEAR	Basic water services	Limited water services	No water service	Improved water source	Improved water on premises	Basic water services	Limited water services	No water service	Improved water source	Improved water on premises	Basic water services	Limited water services	No water service	Improved water source	Improved water on premises	Basic water services	Limited water services	No water service	Improved water source	Improved water on premises
Afghanistan	2021	74	26	<1	>99	74	-	-	-	-	-	-	-	-	-	-	-	-	-	-	-
Bahrain	2021	-	-	-	-	-	-	-	-	-	-	-	-	-	-	-	-	-	-	-	-
Djibouti	2021	-	-	<1	>99	-	-	-	-	-	-	-	-	-	-	-	-	-	-	-	<1
Egypt	2021	-	-	<1	>99	-	84	8	8	92	92	-	-	-	-	-	-	-	<1	>99	-
Islamic Republic of Iran	2021	99	<1	1	99	99	87	11	2	98	92	87	11	2	98	92	97	2	2	98	98
Iraq	2021	87	13	<1	>99	>99	63	37	<1	>99	>99	67	33	<1	>99	>99	-	-	-	-	-
Jordan	2021	-	-	-	-	-	-	-	-	-	-	-	-	-	-	-	-	-	-	-	-
Kuwait	2021	-	-	-	-	-	-	-	-	-	-	-	-	-	-	-	-	-	-	-	-
Lebanon	2021	-	-	-	-	-	-	-	-	-	-	-	-	-	-	-	-	-	-	-	-
Libya	2021	-	-	14	86	-	-	-	39	61	-	-	-	-	-	-	-	-	-	-	-
Morocco	2021	-	-	-	-	-	-	-	-	-	-	-	-	-	-	-	-	-	-	-	-
Occupied Palestinian Territories	2021	85	5	10	90	87	94	4	2	98	97	93	4	3	97	96	93	5	2	98	98
Oman	2021	>99	<1	<1	>99	>99	>99	<1	<1	>99	>99	>99	<1	<1	>99	>99	-	-	-	-	-
Pakistan	2021	93	5	2	98	98	-	-	19	81	-	-	-	-	-	-	-	-	-	-	-
Qatar	2021	-	-	-	-	-	-	-	-	-	-	-	-	-	-	-	-	-	-	-	-
Saudi Arabia	2021	-	-	-	-	-	-	-	-	-	-	-	-	-	-	-	-	-	-	-	-
Somalia	2021	-	-	-	-	-	-	-	-	-	-	-	-	-	-	-	-	-	-	-	-
Sudan	2021	43	55	2	98	49	23	56	21	79	31	22	59	19	81	28	53	40	7	93	63
Syria	2021	80	14	6	94	84	67	26	6	94	87	68	26	6	94	87	65	22	13	87	74
Tunisia	2021	-	-	-	-	-	-	-	-	-	-	-	-	-	-	-	-	-	-	-	-
United Arab Emirates	2021	-	-	-	-	-	-	-	-	-	-	-	-	-	-	-	-	-	-	-	-
Yemen	2021	-	-	-	-	-	-	-	-	-	-	-	-	-	-	-	-	-	-	-	-
EMR	2021	86	12	2	98	91	72	15	12	88	84	-	-	-	-	-	-	-	3	97	-





# Hygiene

Country, Area or Territory	Year	Population (thousands)	% Urban	NATIONAL					URBAN					RURAL				
				Basic hygiene services	Limited hygiene services	No hygiene service	Hand hygiene facilities at points of care	Handwashing facility near toilets	Basic hygiene services	Limited hygiene services	No hygiene service	Hand hygiene facilities at points of care	Handwashing facility near toilets	Basic hygiene services	Limited hygiene services	No hygiene service	Hand hygiene facilities at points of care	Handwashing facility near toilets
Afghanistan	2021	39 835	26	-	-	-	82	-	-	-	-	-	-	-	-	-	-	-
Bahrain	2021	1 748	90	-	-	-	-	-	-	-	-	-	-	-	-	-	-	-
Djibouti	2021	1 002	78	-	-	-	-	-	-	-	-	-	-	-	-	-	-	-
Egypt	2021	104 258	43	60	40	<1	69	60	-	-	-	-	-	-	-	-	-	-
Islamic Republic of Iran	2021	85 029	76	93	5	2	95	96	98	2	<1	98	>99	89	7	4	93	93
Iraq	2021	41 179	71	49	26	25	53	70	58	25	17	63	78	37	27	36	41	60
Jordan	2021	10 269	92	50	46	4	84	52	-	-	-	-	-	-	-	-	-	-
Kuwait	2021	4 329	100	>99	<1	<1	>99	>99	>99	<1	<1	>99	>99	-	-	-	-	-
Lebanon	2021	6 769	89	-	-	<1	-	93	-	-	-	-	-	-	-	-	-	-
Libya	2021	6 959	81	-	-	-	-	-	-	-	-	-	-	-	-	-	-	-
Morocco	2021	37 345	64	-	-	-	-	-	-	-	-	-	-	-	-	-	-	-
Occupied Palestinian Territories	2021	5 223	77	87	13	<1	88	98	-	-	-	-	-	-	-	-	-	-
Oman	2021	5 223	87	>99	<1	<1	>99	>99	>99	<1	<1	>99	>99	>99	<1	<1	>99	>99
Pakistan	2021	225 200	37	55	15	31	61	63	-	-	-	-	-	-	-	-	-	-
Qatar	2021	2 692	99	-	-	-	-	-	-	-	-	-	-	-	-	-	-	-
Saudi Arabia	2021	35 341	85	-	-	-	-	-	-	-	-	-	-	-	-	-	-	-
Somalia	2021	16 360	47	-	-	-	-	-	-	-	-	-	-	-	-	-	-	-
Sudan	2021	44 909	36	17	14	68	30	19	29	20	51	47	31	10	11	78	20	12
Syria	2021	18 276	56	-	-	-	-	-	-	-	-	-	-	-	-	-	-	-
Tunisia	2021	11 936	70	-	-	-	-	-	-	-	-	-	-	-	-	-	-	-
United Arab Emirates	2021	9 991	87	-	-	-	-	-	-	-	-	-	-	-	-	-	-	-
Yemen	2021	30 491	39	-	-	-	-	-	-	-	-	-	-	-	-	-	-	-
EMR	2021	744602	52	59	19	21	67	66	79	10	11	83	85	-	-	-	-	-

# Hygiene

Country, Area or Territory	YEAR	HOSPITAL					NON-HOSPITAL					GOVERNMENT					NON-GOVERNMENT				
		Basic hygiene services	Limited hygiene services	No hygiene service	Hand hygiene facilities at points of care	Handwashing facility near toilets	Basic hygiene services	Limited hygiene services	No hygiene service	Hand hygiene facilities at points of care	Handwashing facility near toilets	Basic hygiene services	Limited hygiene services	No hygiene service	Hand hygiene facilities at points of care	Handwashing facility near toilets	Basic hygiene services	Limited hygiene services	No hygiene service	Hand hygiene facilities at points of care	Handwashing facility near toilets
Afghanistan	2021	29	65	6	77	32	-	-	-	-	-	-	-	-	-	-	-	-	-	-	-
Bahrain	2021	-	-	-	-	-	-	-	-	-	-	-	-	-	-	-	-	-	-	-	-
Djibouti	2021	-	-	-	-	-	-	-	-	-	-	-	-	-	-	-	-	-	-	-	-
Egypt	2021	-	-	<1	-	-	60	40	<1	68	60	-	-	<1	-	-	-	-	<1	-	-
Islamic Republic of Iran	2021	98	2	<1	99	99	92	5	3	94	95	93	5	3	95	96	94	5	2	95	97
Iraq	2021	74	24	3	77	94	45	26	29	50	67	49	26	25	53	70	-	-	<1	-	-
Jordan	2021	-	-	-	-	-	-	-	-	-	-	-	-	-	-	-	-	-	-	-	-
Kuwait	2021	-	-	-	-	-	-	-	-	-	-	-	-	-	-	-	-	-	-	-	-
Lebanon	2021	-	-	-	-	-	-	-	-	-	-	-	-	-	-	-	-	-	-	-	-
Libya	2021	-	-	-	94	-	-	-	-	-	-	-	-	-	-	-	-	-	-	-	-
Morocco	2021	-	-	-	-	-	-	-	-	-	-	-	-	-	-	-	-	-	-	-	-
Occupied Palestinian Territories	2021	96	4	<1	96	>99	86	13	<1	87	98	86	13	<1	88	98	88	12	<1	88	>99
Oman	2021	>99	<1	<1	>99	>99	>99	<1	<1	>99	>99	>99	<1	<1	>99	>99	-	-	<1	-	-
Pakistan	2021	80	<1	20	84	87	53	15	32	59	62	-	-	-	-	-	-	-	-	-	-
Qatar	2021	-	-	-	-	-	-	-	-	-	-	-	-	-	-	-	-	-	-	-	-
Saudi Arabia	2021	-	-	-	-	-	-	-	-	-	-	-	-	-	-	-	-	-	-	-	-
Somalia	2021	-	-	-	-	-	-	-	-	-	-	-	-	-	-	-	-	-	-	-	-
Sudan	2021	28	14	58	42	28	15	14	71	27	17	12	13	75	24	13	44	19	37	61	46
Syria	2021	-	-	-	-	-	-	-	-	-	-	-	-	-	-	-	-	-	-	-	-
Tunisia	2021	-	-	-	-	-	-	-	-	-	-	-	-	-	-	-	-	-	-	-	-
United Arab Emirates	2021	-	-	-	-	-	-	-	-	-	-	-	-	-	-	-	-	-	-	-	-
Yemen	2021	-	-	-	-	-	-	-	-	-	-	-	-	-	-	-	-	-	-	-	-
EMR	2021	74	13	14	82	79	58	19	23	64	64	-	-	16	-	-	-	-	6	-	-



# Healthcare Waste Management

Country, Area or Territory	YEAR	HOSPITAL					NON-HOSPITAL					GOVERNMENT					NON-GOVERNMENT				
		Basic waste management services	Limited waste management services	No waste management service	Waste segregated	Waste treated	Basic waste management services	Limited waste management services	No waste management service	Waste segregated	Waste treated	Basic waste management services	Limited waste management services	No waste management service	Waste segregated	Waste treated	Basic waste management services	Limited waste management services	No waste management service	Waste segregated	Waste treated
Afghanistan	2021	23	72	4	32	49	-	-	-	91	-	-	-	-	-	-	-	-	-	-	-
Bahrain	2021	-	-	-	-	-	-	-	-	-	-	-	-	-	-	-	88	-	-	-	-
Djibouti	2021	-	-	-	-	-	-	-	-	-	-	-	-	-	-	-	-	-	-	-	>99
Egypt	2021	-	-	<1	-	-	-	-	<1	81	-	-	-	<1	-	-	-	-	<1	-	-
Islamic Republic of Iran	2021	89	10	1	93	96	46	49	5	56	79	50	45	5	59	80	69	31	<1	77	91
Iraq	2021	31	43	26	63	39	19	46	35	54	24	21	45	34	55	26	-	-	-	-	-
Jordan	2021	-	-	-	-	-	-	-	-	-	-	-	-	-	-	-	-	-	-	-	-
Kuwait	2021	-	-	-	-	-	-	-	-	-	-	-	-	-	-	-	-	-	-	-	-
Lebanon	2021	-	-	-	-	-	-	-	-	-	-	-	-	-	-	-	-	-	-	-	-
Libya	2021	50	-	-	84	50	42	-	-	51	42	-	-	-	-	-	-	-	-	-	-
Morocco	2021	-	-	-	-	-	-	-	-	-	-	-	-	-	-	-	-	-	-	-	-
Occupied Palestinian Territories	2021	58	32	9	77	72	57	34	9	68	79	64	29	7	77	80	32	53	16	38	72
Oman	2021	>99	<1	<1	>99	>99	98	2	<1	98	>99	98	2	<1	98	>99	-	-	-	-	>99
Pakistan	2021	44	33	23	64	56	12	31	57	35	21	-	-	-	-	-	-	-	-	-	-
Qatar	2021	-	-	-	-	-	-	-	-	-	-	-	-	-	-	-	-	-	-	-	-
Saudi Arabia	2021	-	-	-	-	-	-	-	-	-	-	-	-	-	-	-	-	-	-	-	-
Somalia	2021	-	-	-	-	-	-	-	-	-	-	-	-	-	-	-	-	-	-	-	-
Sudan	2021	6	43	51	11	43	3	27	70	6	26	2	24	74	4	23	9	60	32	18	60
Syria	2021	-	-	-	-	-	-	-	-	-	-	-	-	-	-	-	-	-	-	-	-
Tunisia	2021	-	-	-	-	-	-	-	-	-	-	-	-	-	-	-	-	-	-	-	-
United Arab Emirates	2021	-	-	-	-	-	-	-	-	-	-	-	-	-	-	-	-	-	-	-	-
Yemen	2021	7	44	49	32	19	-	-	-	-	-	14	35	51	36	20	-	-	-	-	-
EMR	2021	44	38	18	60	58	21	44	35	51	36	-	-	21	-	-	-	-	6	-	-



# Environmental Cleaning

Country, Area or Territory	Year	Population (thousands)	% Urban	NATIONAL						URBAN						RURAL					
				Basic environmental cleaning services	Limited environmental cleaning services	No environmental cleaning service	Protocols for cleaning	Training on cleaning	Basic environmental cleaning services	Limited environmental cleaning services	No environmental cleaning service	Protocols for cleaning	Training on cleaning	Basic environmental cleaning services	Limited environmental cleaning services	No environmental cleaning service	Protocols for cleaning	Training on cleaning			
Afghanistan	2021	39 835	26	-	-	-	-	-	-	-	-	-	-	-	-	-	-	-			
Bahrain	2021	1 748	90	-	-	-	-	-	-	-	-	-	-	-	-	-	-	-			
Djibouti	2021	1 002	78	-	-	-	-	-	-	-	-	-	-	-	-	-	-	-			
Egypt	2021	104 258	43	-	-	-	-	-	-	-	-	-	-	-	-	-	-	-			
Islamic Republic of Iran	2021	85 029	76	62	30	8	73	74	73	24	3	81	83	54	35	11	67	68			
Iraq	2021	41 179	71	20	43	37	57	25	26	46	28	67	32	11	57	32	43	16			
Jordan	2021	10 269	92	36	48	16	84	36	-	-	-	-	-	-	-	-	-	-			
Kuwait	2021	4 329	100	>99	<1	<1	>99	>99	>99	<1	<1	>99	>99	-	-	-	-	-			
Lebanon	2021	6 769	89	-	-	-	-	-	-	-	-	-	-	-	-	-	-	-			
Libya	2021	6 959	81	-	-	-	-	-	-	-	-	-	-	-	-	-	-	-			
Morocco	2021	37 345	64	-	-	-	-	-	-	-	-	-	-	-	-	-	-	-			
Occupied Palestinian Territories	2021	5 223	77	33	58	8	79	36	-	-	-	-	-	-	-	-	-	-			
Oman	2021	5 223	87	90	10	<1	>99	90	89	11	<1	>99	89	92	8	<1	>99	92			
Pakistan	2021	225 200	37	34	43	22	57	39	-	-	-	-	-	-	-	-	-	-			
Qatar	2021	2 692	99	-	-	-	-	-	-	-	-	-	-	-	-	-	-	-			
Saudi Arabia	2021	35 341	85	-	-	-	-	-	-	-	-	-	-	-	-	-	-	-			
Somalia	2021	16 360	47	-	-	-	-	-	-	-	-	-	-	-	-	-	-	-			
Sudan	2021	44 909	36	1	90	9	10	5	3	88	9	12	9	<1	91	8	9	2			
Syria	2021	18 276	56	-	-	-	-	-	-	-	-	-	-	-	-	-	-	-			
Tunisia	2021	11 936	70	-	-	-	-	-	-	-	-	-	-	-	-	-	-	-			
United Arab Emirates	2021	9 991	87	-	-	-	-	-	-	-	-	-	-	-	-	-	-	-			
Yemen	2021	30 491	39	-	-	-	-	-	-	-	-	-	-	-	-	-	-	-			
EMR	2021	744602	52	36	45	18	57	42	54	37	10	70	61	-	-	-	-	-			

# Environmental Cleaning

Country, Area or Territory	YEAR	HOSPITAL					NON-HOSPITAL					GOVERNMENT					NON-GOVERNMENT				
		Basic environmental cleaning services	Limited environmental cleaning services	No environmental cleaning service	Protocols for cleaning	Training on cleaning	Basic environmental cleaning services	Limited environmental cleaning services	No environmental cleaning service	Protocols for cleaning	Training on cleaning	Basic environmental cleaning services	Limited environmental cleaning services	No environmental cleaning service	Protocols for cleaning	Training on cleaning	Basic environmental cleaning services	Limited environmental cleaning services	No environmental cleaning service	Protocols for cleaning	Training on cleaning
Afghanistan	2021	-	-	-	-	-	-	-	-	-	-	-	-	-	-	-	-	-	-	-	-
Bahrain	2021	-	-	-	-	-	-	-	-	-	-	-	-	-	-	-	-	-	-	-	-
Djibouti	2021	-	-	-	-	-	-	-	-	-	-	-	-	-	-	-	-	-	-	-	-
Egypt	2021	-	-	-	-	-	-	-	-	-	-	-	-	-	-	-	-	-	-	-	-
Islamic Republic of Iran	2021	88	11	1	95	90	58	33	9	70	72	61	31	8	72	74	69	27	5	80	80
Iraq	2021	43	34	23	66	51	16	45	39	55	21	20	43	37	57	25	-	-	-	-	-
Jordan	2021	-	-	-	-	-	-	-	-	-	-	-	-	-	-	-	-	-	-	-	-
Kuwait	2021	-	-	-	-	-	-	-	-	-	-	-	-	-	-	-	-	-	-	-	-
Lebanon	2021	-	-	-	-	-	-	-	-	-	-	-	-	-	-	-	-	-	-	-	-
Libya	2021	-	-	-	-	-	-	-	-	-	-	-	-	-	-	-	-	-	-	-	-
Morocco	2021	-	-	-	-	-	-	-	-	-	-	-	-	-	-	-	-	-	-	-	-
Occupied Palestinian Territories	2021	53	43	4	96	53	32	59	9	78	34	35	57	8	79	37	29	60	11	80	32
Oman	2021	97	3	<1	>99	97	88	12	<1	>99	88	90	10	<1	>99	90	-	-	-	-	-
Pakistan	2021	62	22	16	81	64	33	45	22	55	37	-	-	-	-	-	-	-	-	-	-
Qatar	2021	-	-	-	-	-	-	-	-	-	-	-	-	-	-	-	-	-	-	-	-
Saudi Arabia	2021	-	-	-	-	-	-	-	-	-	-	-	-	-	-	-	-	-	-	-	-
Somalia	2021	-	-	-	-	-	-	-	-	-	-	-	-	-	-	-	-	-	-	-	-
Sudan	2021	2	83	15	17	6	1	91	7	9	4	1	91	8	9	3	4	82	14	18	16
Syria	2021	-	-	-	-	-	-	-	-	-	-	-	-	-	-	-	-	-	-	-	-
Tunisia	2021	-	-	-	-	-	-	-	-	-	-	-	-	-	-	-	-	-	-	-	-
United Arab Emirates	2021	-	-	-	-	-	-	-	-	-	-	-	-	-	-	-	-	-	-	-	-
Yemen	2021	-	-	-	-	-	-	-	-	-	-	-	-	-	-	-	-	-	-	-	-
EMR	2021	59	28	13	76	62	34	47	19	54	40	-	-	-	-	-	-	-	-	-	-

## SUMMARY OF WASH IN HEALTH CARE FACILITIES IN THE EMR

<b>WATER</b>	<b>Needed Acceleration for Progress</b>
<p>In 2021,</p> <ul style="list-style-type: none"> <li>• <b>73%</b> of the healthcare facilities had <b>basic</b> water services.</li> <li>• <b>15%</b> of the healthcare facilities had <b>limited</b> water services.</li> <li>• <b>12%</b> of the healthcare facilities had <b>no water service</b>.</li> </ul>	<ul style="list-style-type: none"> <li>• Extending basic water services to <b>27%</b> of the healthcare facilities to reach <b>198 million</b> in the region.</li> <li>• Extending water services to <b>12% (88 million)</b> in the region mainly in Pakistan, Egypt, Sudan, Lebanon and Libya.</li> <li>• Improving monitoring and reporting on water services. Reporting on water services was not available in <b>12</b> countries in the region.</li> </ul>
<b>SANITATION</b>	<b>Needed Acceleration for Progress</b>
<p>In 2021,</p> <ul style="list-style-type: none"> <li>• <b>29%</b> of the healthcare facilities had <b>basic</b> sanitation services.</li> <li>• <b>58%</b> of the healthcare facilities had <b>limited</b> sanitation services.</li> <li>• <b>13%</b> of the healthcare facilities had <b>no sanitation service</b>.</li> </ul>	<ul style="list-style-type: none"> <li>• Extending basic sanitation services to <b>71%</b> of the healthcare facilities to reach <b>529 million</b> in the region.</li> <li>• Extending sanitation services to <b>13% (95 million)</b> in the region mainly in Pakistan, the Islamic Republic of Iran, Sudan, Egypt and Lebanon.</li> <li>• Improving monitoring and reporting on sanitation services. Reporting on sanitation services was not available in <b>13</b> countries in the region.</li> </ul>
<b>HYGIENE</b>	<b>Needed Acceleration for Progress</b>
<p>In 2021,</p> <ul style="list-style-type: none"> <li>• <b>59%</b> of the healthcare facilities had <b>basic</b> hygiene services.</li> <li>• <b>19%</b> of the healthcare facilities had <b>limited</b> hygiene services.</li> <li>• <b>21%</b> of the healthcare facilities had <b>no hygiene service</b>.</li> </ul>	<ul style="list-style-type: none"> <li>• Extending basic hygiene services to <b>41%</b> of the healthcare facilities to reach <b>303 million</b> in the region.</li> <li>• Extending hygiene services to <b>21% (159 million)</b> in the region mainly in Pakistan, Sudan and Iraq.</li> <li>• Improving monitoring and reporting on hygiene services. Reporting on hygiene services was not available in <b>13</b> countries in the region.</li> </ul>
<b>WASTE MANAGEMENT</b>	<b>Needed Acceleration for Progress</b>
<p>In 2021,</p> <ul style="list-style-type: none"> <li>• <b>23%</b> of the healthcare facilities had <b>basic</b> waste management services.</li> <li>• <b>42%</b> of the healthcare facilities had <b>limited</b> waste management services.</li> <li>• <b>34%</b> of the healthcare facilities had <b>no waste management service</b>.</li> </ul>	<ul style="list-style-type: none"> <li>• Extending basic waste management services to <b>77%</b> of the healthcare facilities to reach <b>570 million</b> in the region.</li> <li>• Extending waste management services to <b>34% (254 million)</b> in the region mainly in Pakistan, Sudan, Yemen and Iraq.</li> <li>• Improving monitoring and reporting on waste management services. Reporting on waste management services was not available in <b>12</b> countries in the region.</li> </ul>
<b>ENVIRONMENTAL CLEANING</b>	<b>Needed Acceleration for Progress</b>
<p>In 2021,</p> <ul style="list-style-type: none"> <li>• <b>36%</b> of the healthcare facilities had <b>basic</b> environmental cleaning services.</li> <li>• <b>45%</b> of the healthcare facilities had <b>limited</b> environmental cleaning services.</li> <li>• <b>18%</b> of the healthcare facilities had <b>no environmental cleaning service</b>.</li> </ul>	<ul style="list-style-type: none"> <li>• Extending basic environmental cleaning services to <b>64%</b> of the healthcare facilities to reach <b>473 million</b> in the region.</li> <li>• Extending environmental cleaning services to <b>18% (137 million)</b> in the region mainly in Pakistan, Iraq, the Islamic Republic of Iran, Sudan and Jordan.</li> <li>• Improving monitoring and reporting on environmental cleaning. Reporting on environmental cleaning services was not available in <b>14</b> countries in the region.</li> </ul>

## References

- [JMP HCFs country files: https://washdata.org/data/healthcare#!/](https://washdata.org/data/healthcare#!/)
- WHO/UNICEF WASH in HCFs website. Available at: <https://www.washinhcf.org/>
- WHO/UNICEF Global progress report on WASH in health care facilities fundamentals first in 2020. Available at: <https://washdata.org/sites/default/files/2022-08/jmp-2022-wash-hcf-launch.pdf>
- WHO/UNICEF WASH in health care facilities: Practical steps to achieve universal access to quality care in 2019. Available in [English](#) and [French](#)
- WHO/UNICEF JMP Core questions for monitoring water, sanitation and hygiene at health care facilities. Available in [English](#), [Arabic](#) and [French](#)
- WHO/UNICEF Country Progress Tracker. Available [here](#)
- WASH Facility Improvement Tool (WASH FIT) package
  - a. WHO/UNICEF WASH FIT website. Available at: <https://washinhcf.org/wash-fit/>
  - b. Practical Guide: practical step-by-step guidance on adapting and using WASH FIT. Available at: [https://washinhcf.org/wp-content/uploads/2022/04/WHO\\_UNICEF\\_WASHFITSecondEdition\\_forWeb22April2022.pdf](https://washinhcf.org/wp-content/uploads/2022/04/WHO_UNICEF_WASHFITSecondEdition_forWeb22April2022.pdf)
  - c. WASH FIT Manual for Trainers. Available at: [https://washinhcf.org/wp-content/uploads/2022/05/WHO\\_UNICEF\\_WASHFIT\\_ManualforTrainers\\_forwebFinal.pdf](https://washinhcf.org/wp-content/uploads/2022/05/WHO_UNICEF_WASHFIT_ManualforTrainers_forwebFinal.pdf)
  - d. Training modules with trainer notes and participatory exercises. Available at: <https://washinhcf.org/wash-fit-training-modules/>
  - e. Five fact sheets. Available at: <https://washinhcf.org/wash-fit-fact-sheets/>
  - f. Assessment form (excel and Kobo). Available at: <https://washinhcf.org/resource/wash-fit-assessment-form-excel/>
  - g. How to use the WASH FIT assessment form in Kobo toolbox. Available at: <https://www.youtube.com/watch?v=0B6XTVE6Jwo>
- WHO guidance for climate resilient and environmentally sustainable health care facilities. Available in [English](#) and [French](#)
- Water, Sanitation and Hygiene in healthcare facilities in emergencies. Available at: <https://wash.unhcr.org/download/wash-in-health-care-facilities-in-emergencies-who/>



© UNICEF/UN0159937/Niekpor

Healthcare workers in the delivery room in a hospital in Afghanistan emphasized the importance of hand washing before touching newborns