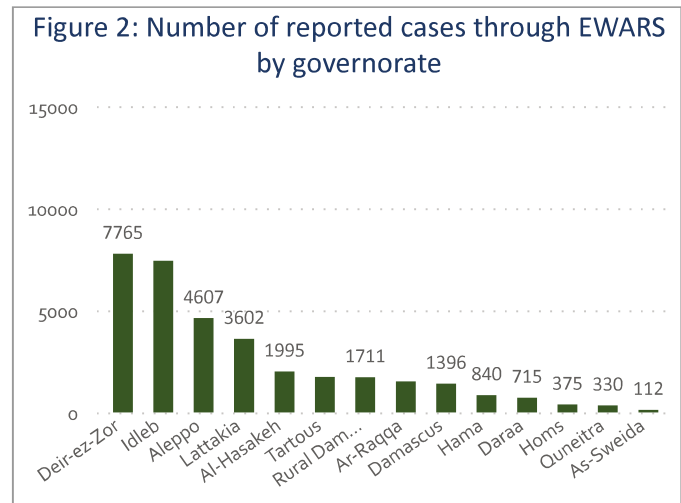
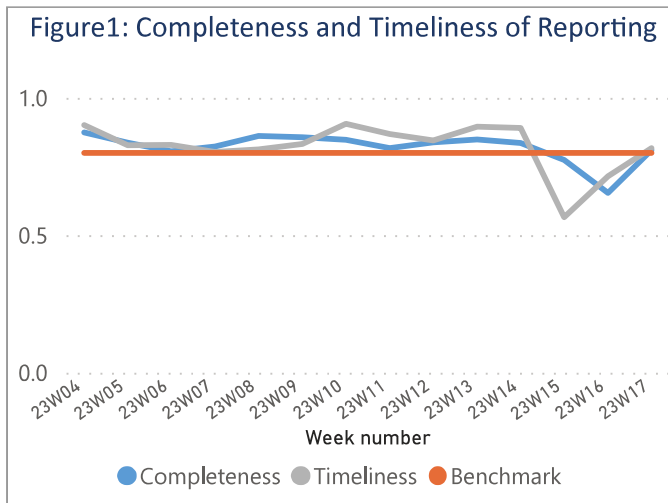


Highlights

- A total of 221,540 consultations were recorded in all the 14 governorates
- The leading causes of morbidity among all age groups were Influenza Like Illness 18,751 (54.99%) and Acute Diarrhea 10,431 (30.59%).
- A total of 13 AWD cases were reported during this week, and the total number of AWD cases reported since the start of the outbreak is 10474
- MoH reported 5 confirmed cases of COVID-19, the cumulative number of COVID-19 confirmed cases is 57,535 since the start of pandemic.
- 2 AFP cases reported in Tartous (1) Latakia (1).
- 322 suspected measles cases in Al-Hasakeh (186) Ar-Raqqa (81) Deir-ez-Zor (28) Aleppo (12) Idleb (6) Rural Damascus (3) (2) Latakia (1) Quneitra (1) Damascus (1) Hama (1)

Performance Indicators

- A total of 1,242 out of 1,532 active reporting sites (81.07%) in all 14 governorates of Syria reported through EWARS, with 81.72% timeliness among those sites providing data during the week (Figure 1)



Morbidity

- A total of 221,540 consultations were recorded in 1242 health facilities in 14 governorates. Among them, 34,101 cases were EWARS notifiable health conditions (Figure 2)
- The leading causes of morbidity among all age groups were Influenza Like Illness 18,751 (54.99%) and Acute Diarrhea 10,431 (30.59%).
- Of the 34,101 total reported cases, 50.05% (17,069) were female, and 42.79% (14,592) were children under 5 years old
- Children under 5 years of age 53.95% of cases are ILI, and ILI representing 55.76% of the cases above 5 years during this reporting period (Figure 3)
- The proportional morbidity of ILI is 8.46% and the downwards trend was observed: 2.09% from the previous week (Figure 4)
- The proportional morbidity of AD is 4.71% and the downwards trend was observed: 2.68% from the previous week (Figure 4)

Figure 3: Proportional morbidity by age group

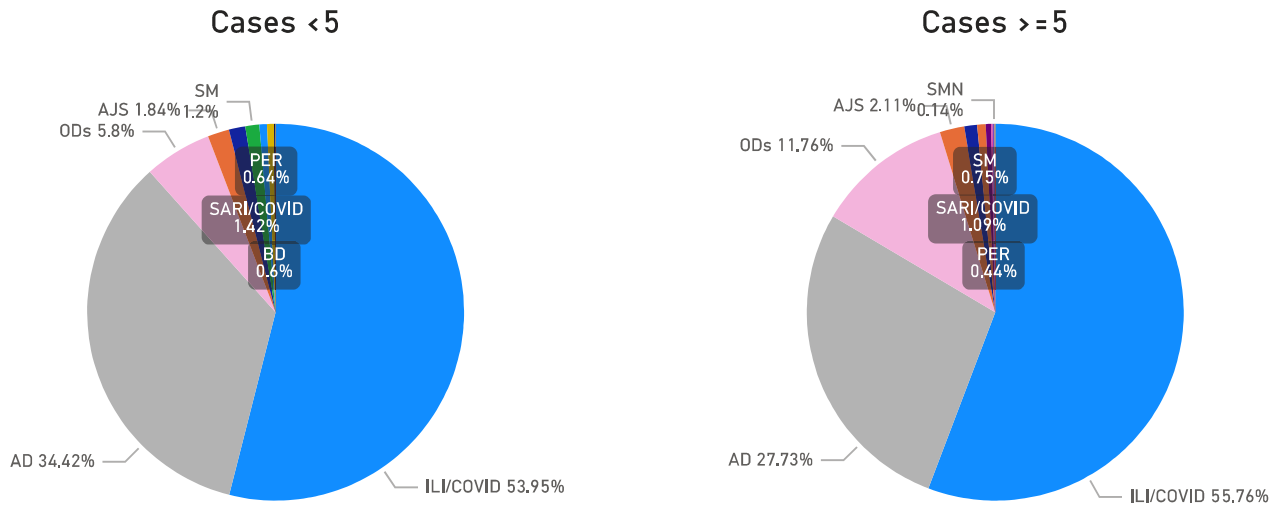
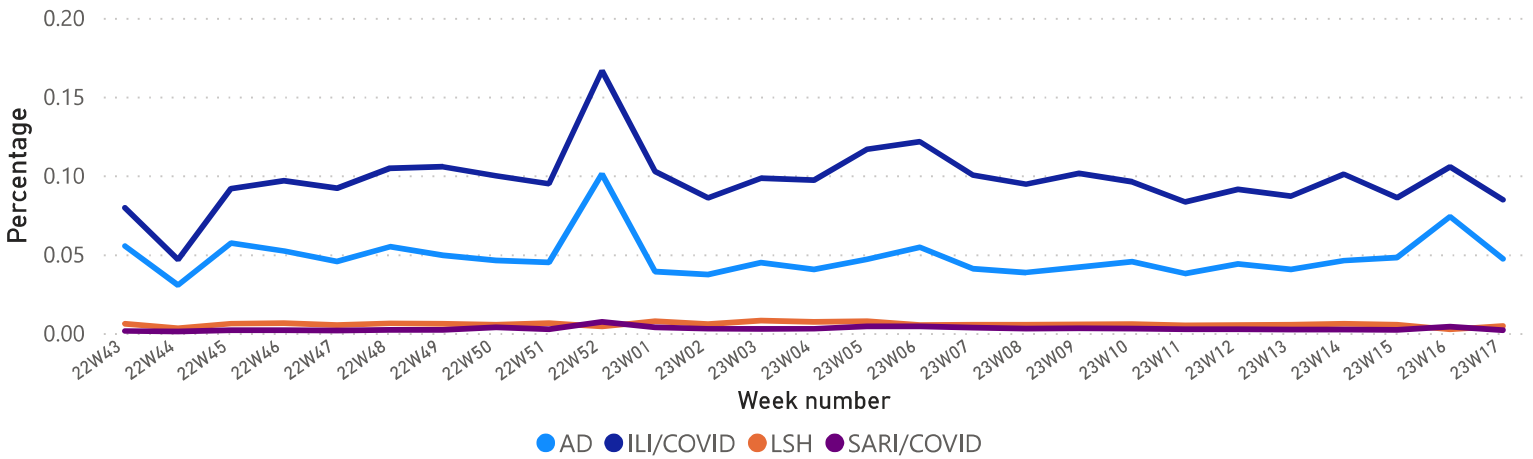


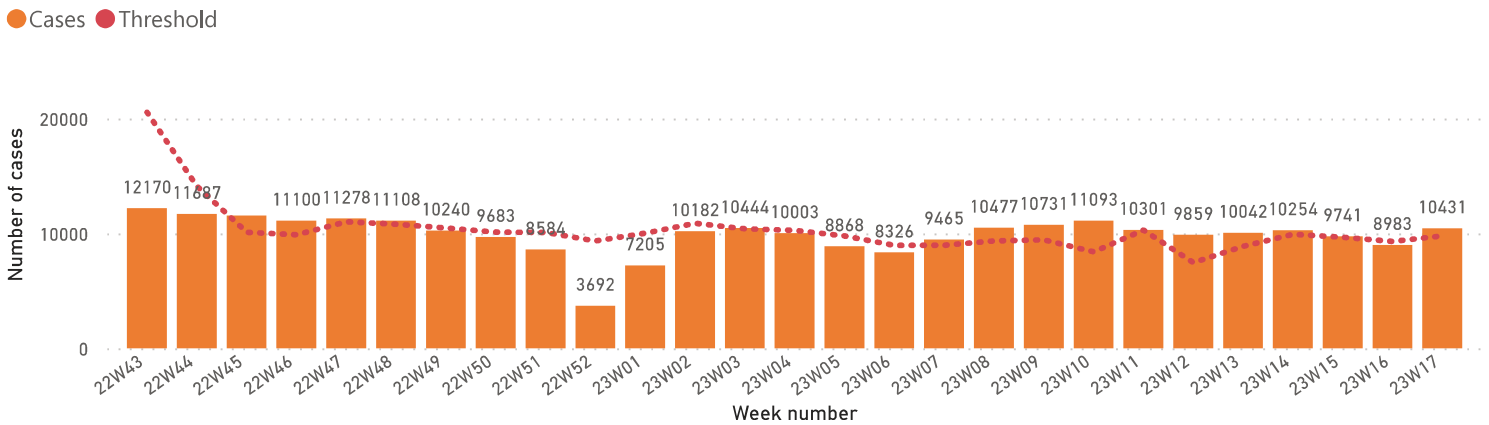
Figure 4: Proportion of Morbidity of top 4 diseases among the total consultation by week



1. Waterborne Diseases

- There was 13 case of acute watery diarrhea (AWD)
- A total of 10,431 AD cases were reported during this week

Figure 5: Number of acute diarrhea by week

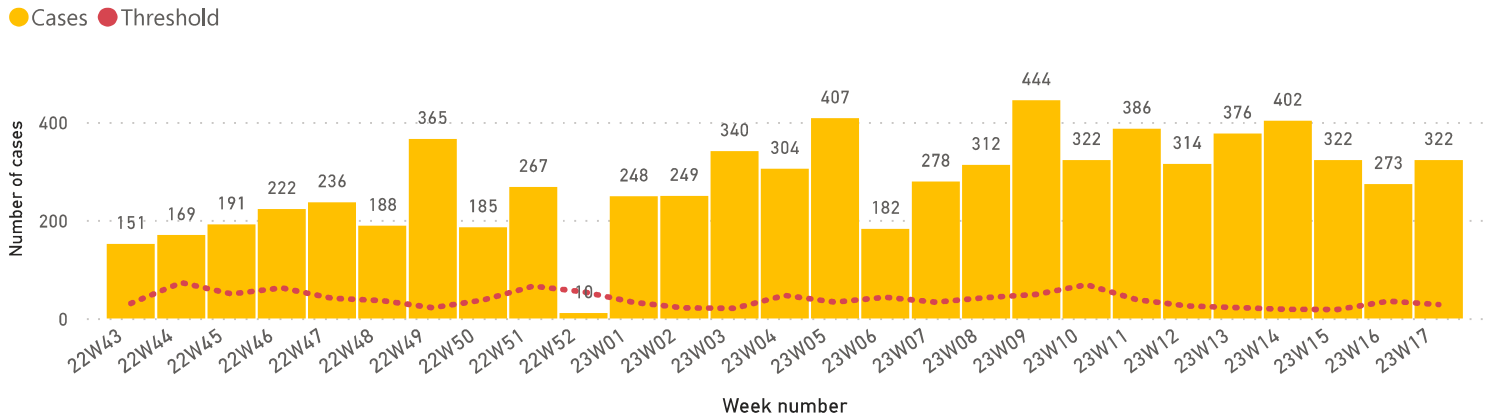


2. Vaccine Preventable Diseases

- 2 cases of acute flaccid paralysis (AFP) were reported in this week

- Number of suspected measles in thre reporting week was (322) cases. Most cases were reported from Al-Hasakeh (186) Ar-Raqqa (81) Deir-ez-Zor (28) Aleppo (12) Idleb (6) Rural Damascus (3) Daraa (2) Lattakia (1) Quneitra (1) Damascus (1) Hama (1).

Figure 6: Suspected measles cases by week

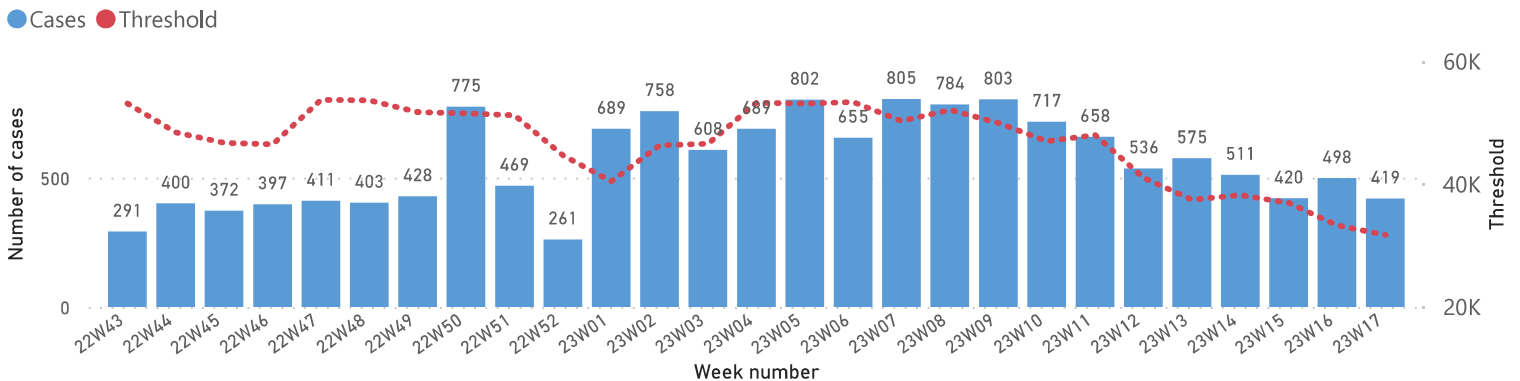


3. Respiratory Diseases

- In total, 18,751 ILI cases were reported during week.

- In total, 419 SARI cases were reported, and the trend is shown in (Figure 7). Most of the cases were reported from Damascus (105) Al-Hasakeh (98) Aleppo (65) Hama (47) Tartous (42) Lattakia (20) Homs (15) Ar-Raqqa (13) Deir-ez- (10) Quneitra (2) Idleb (1) As-Sweida (1)

Figure 7: SARI cases by week

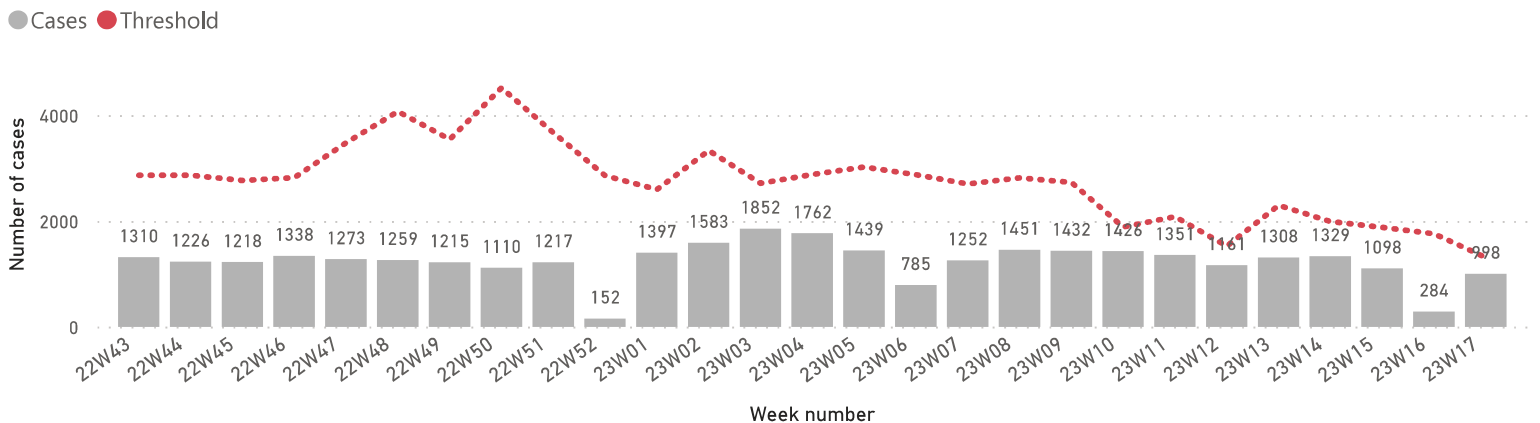


4. Other Diseases

- 3,141 cases were reported as “other diseases” through EWARS. The health conditions with the highest incidents were Leishmaniasis (998) Lice (898) and Scabies (315)

- During this week, most of suspected leishmaniasis cases were reported from Aleppo (517) Hama (185) Idleb (108)

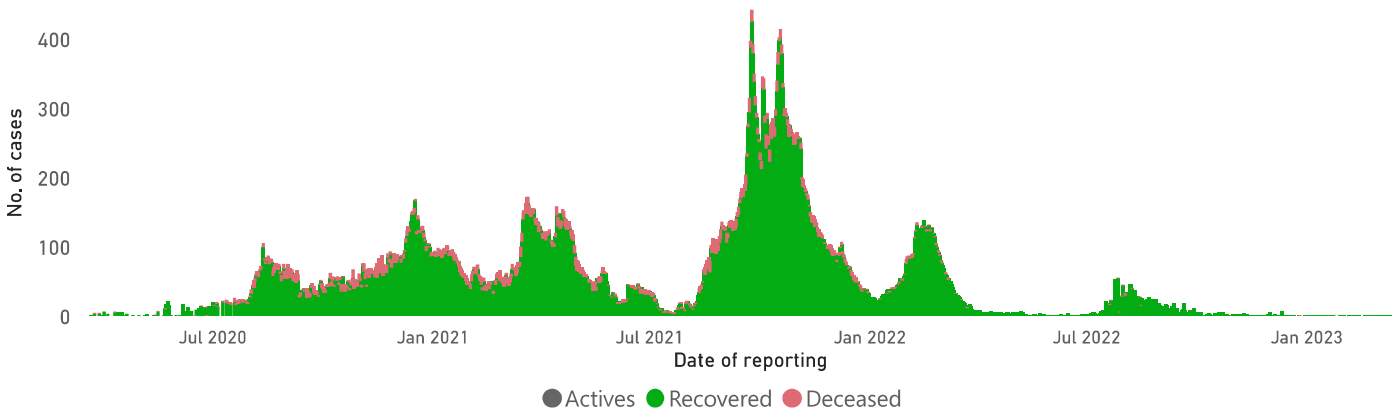
Figure 8: Suspected Leishmaniasis cases by week



COVID-19

- As of 30 April 2023, a total of 57,536 confirmed cases – in 14 governorates, Damascus (11,263) (19.58%), Lattakia (9,871) (17.16%), Aleppo (8,781) (15.26%), Homs (6,171) (10.73%), Rural Damascus (5,277) (9.17%), Tartous (4,031) (7.01%), Dar'a (3,312) (5.76%), As-Sweida (3,037) (5.28%), Hama (2,869) (4.99%), Al-Hasakeh (1,047) (1.82%), Quneitra (1,005) (1.75%), Deir-ez-Zor (840) (1.46%), Ar-Raqqa (25) (0.04%), Idleb (7) (0.01%),
- Number of deaths related to COVID-19 is 3,164 in 11 governorates, CFR 5.5%

Figure 9: Confirmed COVID-19 cases by outcome

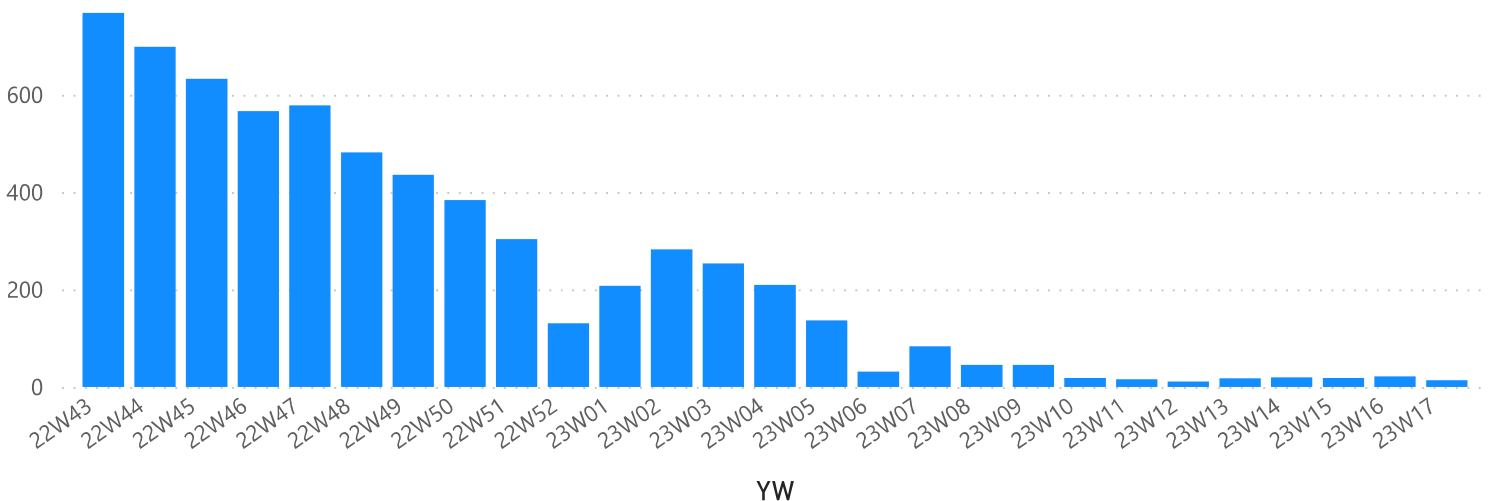


AWD

- A total of 13 AWD cases were reported during this week, and the total number of AWD cases reported since the start of the outbreak is 10474

the total number of RDT tested positive is 1,847 , and 164 Culture were tested positive since 22 August 2022.

Figure 10: AWD cases



Comparison with Previous Week by Health...

DiseaseName	23W14	23W15	23W16	23W17	Total
Acute bloody diarrhea	96	142	93	117	448
Acute Diarrhea	10,254	9,741	8,983	10,431	39,409
Acute Flaccid Paralysis	0	0	2	2	4
Acute Watery diarrhea (suspected cholera)	19	18	21	13	71
Brucellosis	129	137	108	154	528
chicken pox	230	250	187	228	895
Influenza Like Illness	22,467	17,431	12,829	18,751	71,478
Leishmaniasis	1,329	1,098	284	998	3,709
Lice	1,064	925	608	898	3,495
Measles and Rubella	402	322	273	322	1,319
Meningitis	37	30	27	46	140
Mumps	24	20	19	27	90
Others	245	215	129	221	810
Pertussis	216	218	181	180	795
SARI	511	420	498	419	1,848
Scabis	473	377	135	315	1,300
Suspected Hepatitis (Jaundice)	872	737	465	679	2,753
Tuberculosis	46	34	11	78	169
Typhoid Fever	205	243	210	222	880
Total	38,619	32,358	25,063	34,101	130,141

Case Distribution by Age Group, and by Governorate

Week 2023 Week 17 (24 - 30 April 2022)

DiseaseGroup	Aleppo	Al-Hasakeh	Ar-Raqqa	As-Sweida	Damascus	Daraa	Deir-ez-Zor	Hama	Homs	Idleb	Lattakia	Quneitra	Rural Damascus	Tartous	Total
Priority Diseases	3,760	1,836	1,433	112	1,344	643	7,264	488	315	6,499	3,440	315	1,624	1,707	30,780
Suspected Hepatitis (Jaundice)	58	4	242	0	17	17	144	12	17	48	44	6	15	55	679
Less than 5 years	16	1	121	0	8	6	74	3	2	26	3	5	3	0	268
5 years or more	42	3	121	0	9	11	70	9	15	22	41	1	12	55	411
SARI	65	98	13	1	105	0	10	47	15	1	20	2	0	42	419
Less than 5 years	19	62	12	0	44	0	6	32	5	1	9	0	0	17	207
5 years or more	46	36	1	1	61	0	4	15	10	0	11	2	0	25	212
Meningitis	3	2	8	0	2	8	0	1	0	17	3	0	0	2	46
Less than 5 years	2	2	3	0	0	4	0	1	0	3	3	0	0	0	18
5 years or more	1	0	5	0	2	4	0	0	0	14	0	0	0	2	28
Measles and Rubella	12	186	81	0	1	2	28	1	0	6	1	1	3	0	322
Less than 5 years	7	88	58	0	0	2	18	1	0	0	1	0	0	0	175
5 years or more	5	98	23	0	1	0	10	0	0	6	0	1	3	0	147
Influenza Like Illness	2,604	1,041	629	97	900	312	3,813	220	178	3,726	2,537	210	1,253	1,231	18,751
Less than 5 years	711	393	328	19	234	129	2,156	138	56	1,893	945	103	479	288	7,872
5 years or more	1,893	648	301	78	666	183	1,657	82	122	1,833	1,592	107	774	943	10,879
Acute Watery diarrhea (suspected cholera)	1	0	0	0	0	0	1	0	0	11	0	0	0	0	13
Less than 5 years	0	0	0	0	0	0	1	0	0	1	0	0	0	0	2
5 years or more	1	0	0	0	0	0	0	0	0	10	0	0	0	0	11
Acute Flaccid Paralysis	0	0	0	0	0	0	0	0	0	0	1	0	0	1	2
Less than 5 years	0	0	0	0	0	0	0	0	0	0	0	0	0	1	1
5 years or more	0	0	0	0	0	0	0	0	0	0	1	0	0	0	1
Acute Diarrhea	1,017	498	430	14	319	297	3,196	207	105	2,690	833	96	353	376	10,431
Less than 5 years	401	247	247	6	121	111	1,789	129	30	1,300	332	38	169	102	5,022
5 years or more	616	251	183	8	198	186	1,407	78	75	1,390	501	58	184	274	5,409
Acute bloody diarrhea	0	7	30	0	0	7	72	0	0	0	1	0	0	0	117
Less than 5 years	0	5	13	0	0	3	65	0	0	0	1	0	0	0	87
5 years or more	0	2	17	0	0	4	7	0	0	0	0	0	0	0	30
Other Diseases	847	159	73	0	52	72	501	352	60	925	162	15	87	16	3,321
Typhoid Fever	5	1	30	0	0	25	93	2	1	60	0	0	5	0	222
Less than 5 years	0	0	2	0	0	1	13	0	0	44	0	0	0	0	60
5 years or more	5	1	28	0	0	24	80	2	1	16	0	0	5	0	162
Tuberculosis	38	0	0	0	3	0	0	0	0	3	21	0	12	1	78
Less than 5 years	0	0	0	0	0	0	0	0	0	0	0	0	0	0	0
5 years or more	38	0	0	0	3	0	0	0	0	3	21	0	12	1	78
Scabis	58	23	4	0	14	0	82	50	17	31	25	1	9	1	315
Less than 5 years	5	5	1	0	0	0	7	17	4	2	7	1	0	0	49
5 years or more	53	18	3	0	14	0	75	33	13	29	18	0	9	1	266
Pertussis	0	0	4	0	0	0	154	0	0	21	0	0	0	1	180
Less than 5 years	0	0	3	0	0	0	83	0	0	7	0	0	0	1	94
5 years or more	0	0	1	0	0	0	71	0	0	14	0	0	0	0	86
Others	8	67	0	0	9	32	42	2	4	0	29	6	22	0	221
Less than 5 years	6	22	0	0	8	10	17	2	1	0	3	5	2	0	76
5 years or more	2	45	0	0	1	22	25	0	3	0	26	1	20	0	145
Mumps	0	2	0	0	1	0	6	0	0	18	0	0	0	0	27
Less than 5 years	0	2	0	0	0	0	3	0	0	0	0	0	0	0	5
5 years or more	0	0	0	0	1	0	3	0	0	18	0	0	0	0	22
Lice	202	2	2	0	12	2	18	83	0	518	48	1	7	3	898
Less than 5 years	54	1	1	0	2	0	1	43	0	263	2	1	2	0	370
5 years or more	148	1	1	0	10	2	17	40	0	255	46	0	5	3	528
Leishmaniasis	517	36	21	0	6	1	52	185	27	108	35	0	1	9	998
Less than 5 years	76	16	5	0	0	0	27	18	3	37	3	0	0	0	185
5 years or more	441	20	16	0	6	1	25	167	24	71	32	0	1	9	813
chicken pox	7	27	5	0	1	8	1	13	2	137	0	6	20	1	228
Less than 5 years	0	7	3	0	0	1	0	6	1	62	0	5	6	0	91
5 years or more	7	20	2	0	1	7	1	7	1	75	0	1	14	1	137
Brucellosis	12	1	7	0	6	4	53	17	9	29	4	1	11	0	154
Less than 5 years	1	0	0	0	0	0	4	0	0	5	0	0	0	0	10
5 years or more	11	1	7	0	6	4	49	17	9	24	4	1	11	0	144
Total	4,607	1,995	1,506	112	1,396	715	7,765	840	375	7,424	3,602	330	1,711	1,723	34,101