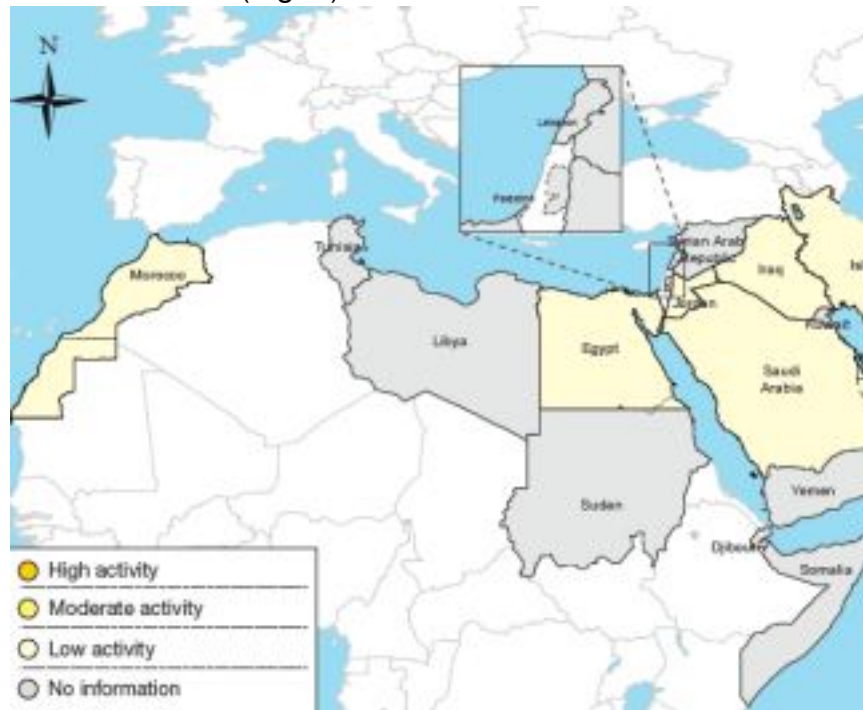


In the WHO Eastern Mediterranean Region, influenza activity remained low in July in countries reporting data to FluNet and EMFLU namely, Afghanistan, Egypt, Islamic Republic of Iran, Iraq, Jordan, Morocco, Oman, Qatar and Saudi Arabia (Fig. 1). All seasonal influenza subtypes were detected in the Region.



Disclaimer: The presentation of material on the maps contained herein does not imply the expression of any opinion whatsoever on the part of the World Health Organization concerning the legal status of any country, territory, city or areas or its authorities of its frontiers or boundaries. Dotted lines on maps represent approximate border areas for which there may not yet be full agreement.

Fig. 1. Influenza activity in Eastern Mediterranean Region, July 2017

Influenza activity by sub-type

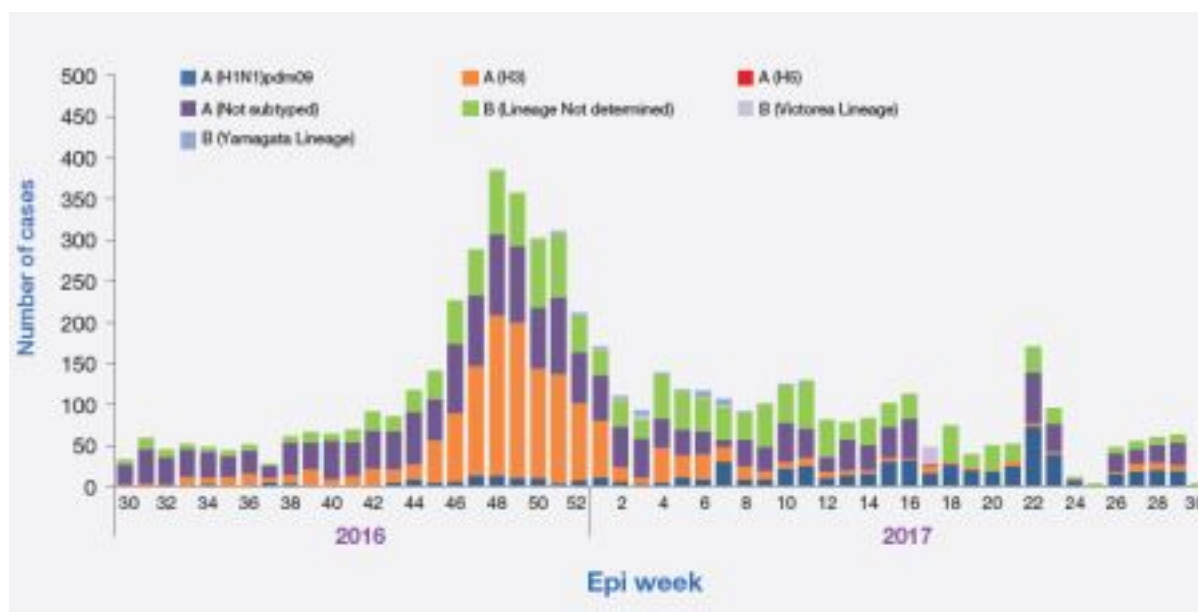
In July 2017, no new cases of influenza A(H5N1) were reported in Egypt.

In the northern Africa influenza transmission zone, during the month of July 2017, Egypt and Morocco reported no influenza activity.

In the western Asia influenza transmission zone, Oman and Qatar reported circulation of all seasonal influenza subtypes. Saudi Arabia reported circulation of influenza A(H1N1)pdm09 and Influenza B; while Iraq and Jordan reported no influenza activity. In the southern Asia transmission zone, Iran reported circulation of sporadic cases of Influenza B.

[Source of transmission zones](#)

Fig. 2 shows the weekly distribution of influenza subtypes.



**Fig. 2. Weekly positive cases of influenza by subtype, Epi week 30/2016 - 2017
Circulating influenza viruses by subtype**

During July 2017, regional national influenza centres and influenza laboratories tested a total of 1514 specimens for influenza viruses, of which 235 tested positive.

The average percentage of positivity rates is 7%, with highest positivity rate recorded in Qatar and Saudi Arabia. The lowest rates were recorded in Egypt, Iraq, Jordan and Morocco.

Of the viruses tested, 193 (82%) were influenza A viruses and 42 (18%) were influenza B viruses (Fig. 3). Of the subtyped influenza A viruses, 76 (32%) were influenza A(H1N1)pdm09 viruses and 29 (12%) were influenza A(H3) viruses.

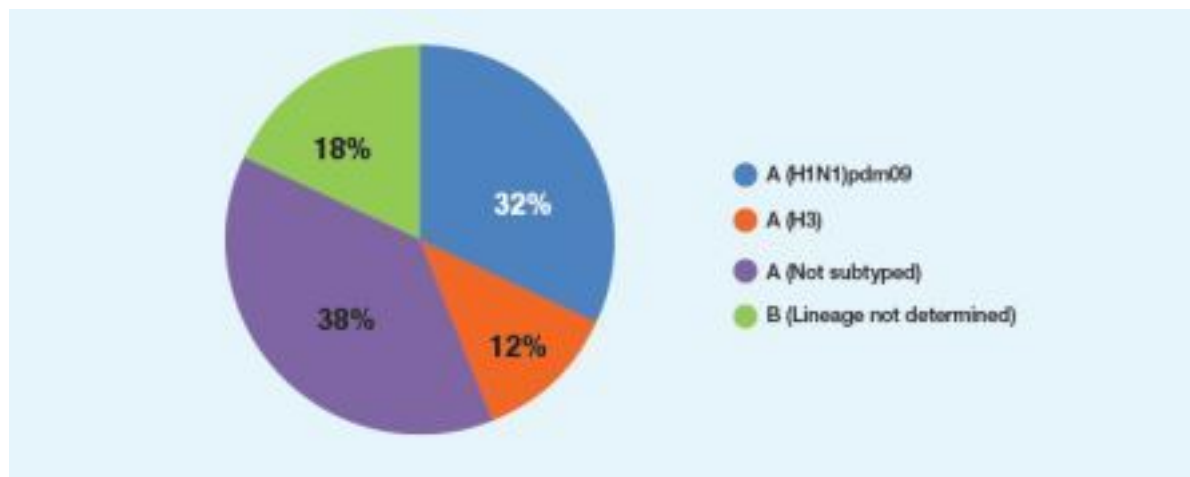


Fig. 3. Circulating influenza viruses in the Region by subtype, Epi week 26-30, 2017

Source: [Flunet](#) and [EMFLU](#)

Related link

[Influenza monthly update, July 2017](#)

Tuesday 30th of April 2024 09:43:24 AM