



[Influenza update, epidemiological week 49, 2018](#)



[Influenza update, epidemiological week 48, 2018](#)



[Influenza update, epidemiological week 47, 2018](#)



[Influenza update, epidemiological week 46, 2018](#)



[Influenza update, epidemiological week 45, 2018](#)



[Influenza update, epidemiological week 44, 2018](#)



[Influenza update, epidemiological week 43, 2018](#)



[Influenza update, epidemiological week 42, 2018](#)



[Influenza update, epidemiological week 41, 2018](#)



[Influenza update, epidemiological week 40, 2018](#)



[Influenza update, epidemiological week 39, 2018](#)



[Influenza update, epidemiological week 38, 2018](#)



[Influenza update, epidemiological week 37, 2018](#)



[Influenza update, epidemiological week 36, 2018](#)



[Influenza update, epidemiological week 35, 2018](#)



[Influenza update, epidemiological week 34, 2018](#)



[Influenza update, epidemiological week 33, 2018](#)



[Influenza update, epidemiological week 32, 2018](#)



[Influenza update, epidemiological week 31, 2018](#)



[Influenza update, epidemiological week 30, 2018](#)



[Influenza update, epidemiological week 29, 2018](#)



[Influenza update, epidemiological week 28, 2018](#)



[Influenza update, epidemiological week 27, 2018](#)



[Influenza update, epidemiological week 26, 2018](#)



[Influenza update, epidemiological week 25, 2018](#)



[Influenza update, epidemiological week 24, 2018](#)



[Influenza update, epidemiological week 23, 2018](#)



[Influenza update, epidemiological week 22, 2018](#)



[Influenza update, epidemiological week 21, 2018](#)



[Influenza update, epidemiological week 20, 2018](#)



[Influenza update, epidemiological week 19, 2018](#)



[Influenza update, epidemiological week 18, 2018](#)



[Influenza update, epidemiological week 17, 2018](#)



[Influenza update, epidemiological week 16, 2018](#)



[Influenza update, epidemiological week 15, 2018](#)



[Influenza update, epidemiological week 14, 2018](#)



[Influenza update, epidemiological week 13, 2018](#)



[Influenza update, epidemiological week 12, 2018](#)



[Influenza update, epidemiological week 11, 2018](#)



[Influenza update, epidemiological week 10, 2018](#)



[Influenza update, epidemiological week 9, 2018](#)



[Influenza update, epidemiological week 8, 2018](#)




[Influenza update, epidemiological week 7, 2018](#)



[Influenza update, epidemiological week 6, 2018](#)

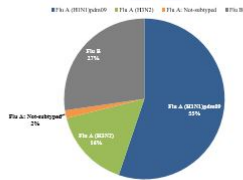
Influenza situation in the Eastern Mediterranean Region
Epidemiological week: (01 - 04/2018)

Figure 1. Number of positive influenza cases and positivity rate per week, 2017-2018 (source of data: [EMIS/ECDC](#))



* EMIS/ECDC's data represent EARLY data only.


Figure 2. Percentage of positive influenza cases by circulating virus type, up to week 01-04/2018 (n=1,473) (source: [EMIS/ECDC/WHO](#))



Influenza update epidemiological week 5, 2018

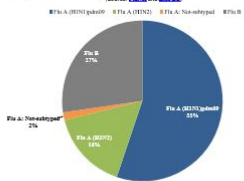
Influenza situation in the Eastern Mediterranean Region
Epidemiological week: (01 - 04/2018)

Figure 1. Number of positive influenza cases and positivity rate per week, 2017-2018 (source of data: [EMIS/ECDC](#))



* EMIS/ECDC's data represent EARLY data only.

Figure 2. Percentage of positive influenza cases by circulating virus type, up to week 01-04/2018 (n=1,473) (source: [EMIS/ECDC/WHO](#))



Influenza update epidemiological week 4, 2018