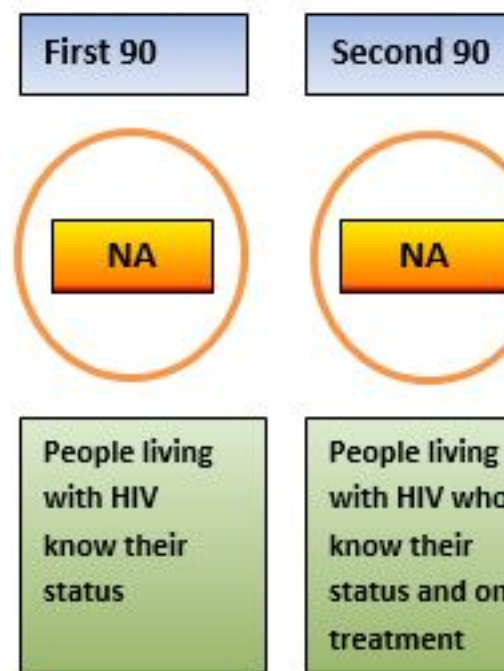
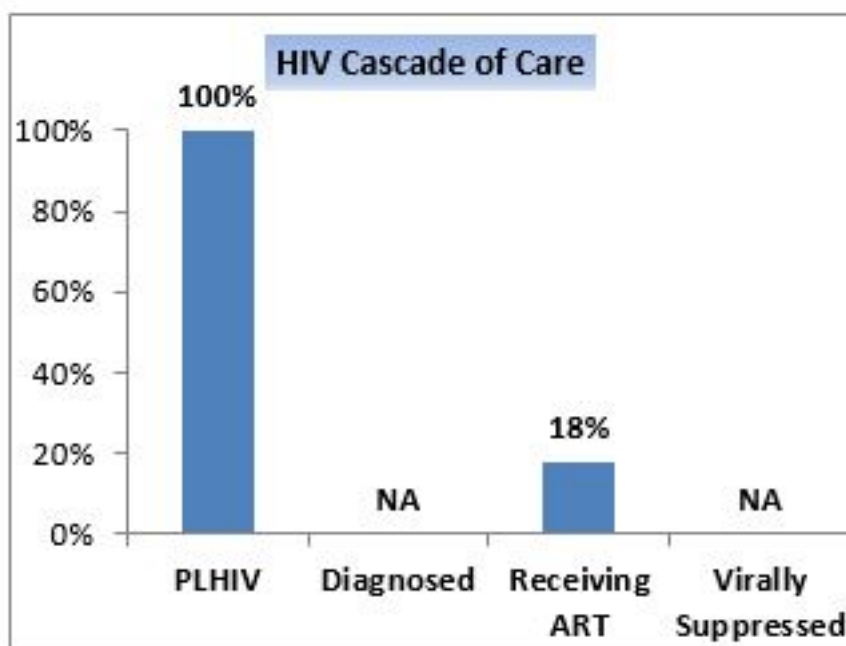


### Sociodemographic data

- Maternal mortality per 100 000 live births:385
- Life expectancy at birth (years): 64
- Total fertility rate (births per woman): 4.4
- GNI per capita, PPP (current international US\$):2 720
- Health expenditure, total (% of GDP): 5.6
- Health expenditure per capita (current US\$):80
- Human Development Index Value: 0.48

### HIV care cascade and progress towards 90-90-90



### Epidemiological data (2016) HIV estimates and case notification

Estimated

Reported

HIV prevalence in general population

People living with HIV (PLHIV)

9900 [5600 - 19 000]

2701

New infections

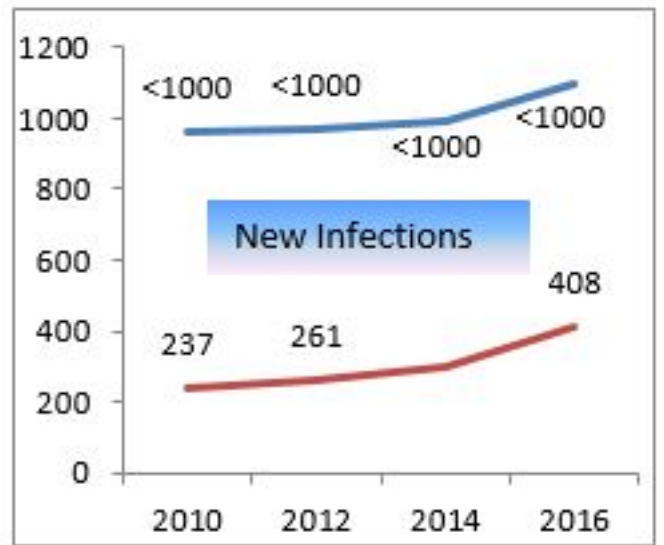
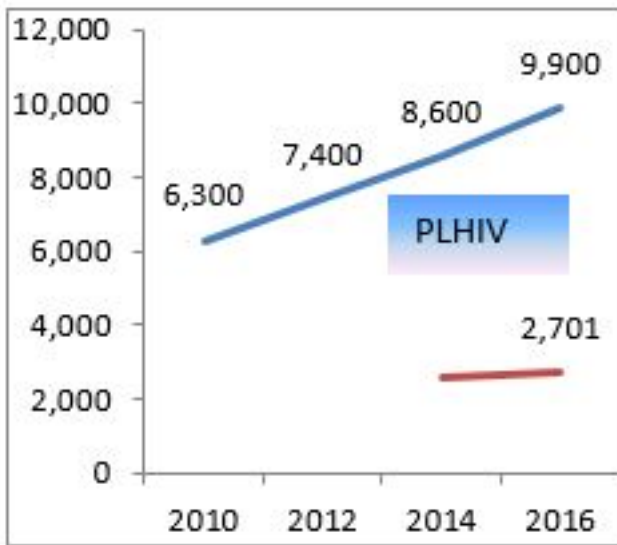
1100 [ $<500 - 2600$ ]

408

**AIDS-related deaths**

<500 [ $<200$  -  $<1000$ ]

112



Estimated —  
 Reported —

### HIV in specific populations

#### Survey data

#### Size estimate

#### Routine testing and VCT data

#### Key populations

[ ]

[ ]

[ ]

**No tested**

**HIV+ cases (%)**

**Sex Workers (SW)**

[ ]

[ ]

59,934 (2010)

[ ]

[ ]

**Men having Sex with Men (MSM)**

5.5% (2011)

44,320 (2010)

223(2012)

5.8%

**People who inject drugs (PWIDs)**

[ ]

**Prisoners**

[ ]

[ ]

[ ]

[ ]

[ ]

***Populations in health settings***

[ ]

[ ]

[ ]

**TB patients**

1,545(2016)

2.6%

**Pregnant women**

0.1% (2010) “done in 4 governorates”



[ ]

1,836(2011)

.05

**Blood Donors**

[ ]

[ ]

[ ]

12,131(2012)

.05%

**Clients of testing services**

[ ]

**Response  
Policy implementation**

**Policy CD4 threshold adults and adolescents**

Data not reported

**Recommended initiation threshold  children**

Data not reported

**Policy of lifelong ART to pregnant & breastfeeding women**

Data not reported

**Implementation of lifelong ART to pregnant & breastfeeding women**

Data not reported

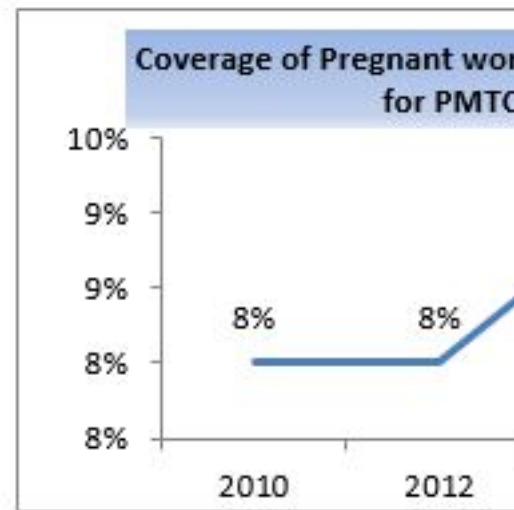
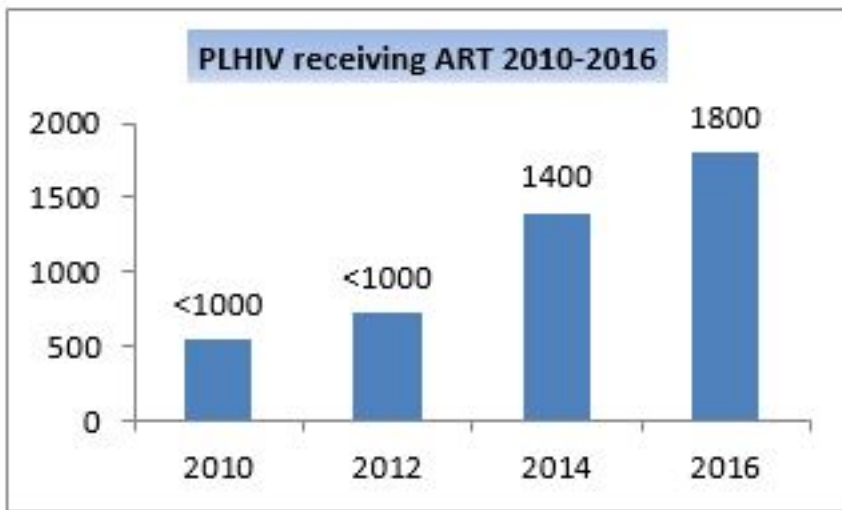
**Implementation of national policy on viral load monitoring**

Data not reported

**HIV testing coverage in key populations \***

Data not available.

**Antiretroviral therapy and PMTCT coverage**



### References

<sup>1</sup> <http://www.prb.org/pdf16/prb-wpds2016-web-2016.pdf>; (2) WHO.EMRO Regional Surveillance Data; (3) UNAIDS/WHO estimates 2016; (4) Global AIDS Monitoring (GAM) 2016.

Thursday 2nd of May 2024 07:19:31 PM