

## Epidemic estimates

2020

### Adult (15 to 49) HIV prevalence

<0.1 [ $<0.1$ – $<0.1$ ]

### Adults and children living with HIV

840 [700–980]

### New HIV infections

<100 [ $<100$ – $<100$ ]

### AIDS-related deaths

<100 [ $<100$ – $<100$ ]

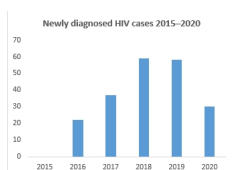
## Epidemic transition

### Percentage change in new HIV infections since 2010

**-29%**

### Percentage change in AIDS-related deaths since 2010

**+29%**



## Elimination of mother-to-child transmission



## Data on key populations

□

### Sex workers

### Gay men and other men who have sex with men

## People who inject drugs

### Estimated size of population

25 000

10 000

—

### HIV prevalence

—

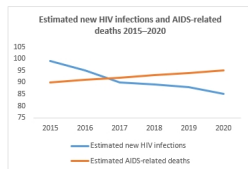
—

0.5

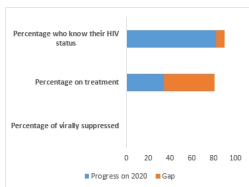
### Know their HIV status

—

## Antiretroviral therapy coverage



## HIV cascade of care 2020



Monday 13th of May 2024 09:05:03 PM