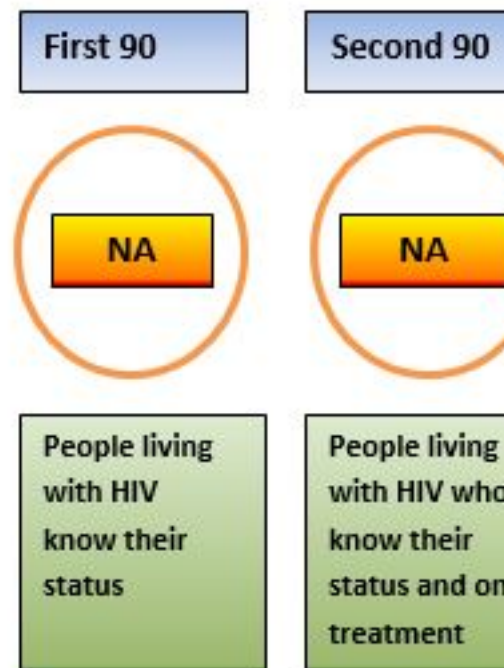
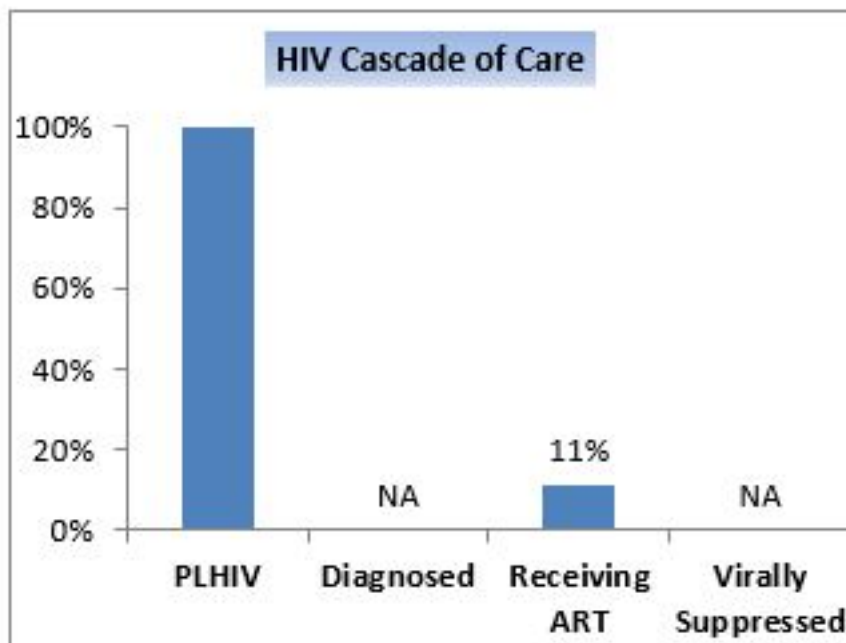


Sociodemographic data

- Total population (in millions) : 14.3
- Maternal mortality per 100 000 live births :732
- Life expectancy at birth (years) : 55
- Total fertility rate (births per woman) : 6.6
- GDP (current US\$): 6.2
- Health expenditure, total (% of GDP) : 0.0
- Health expenditure per capita (current US\$) :
- Human Development Index Value :

HIV care cascade and progress towards 90-90-90



Epidemiological data (2016) HIV estimates and case notification

Estimated

Reported

HIV prevalence in general population

0.4

People living with HIV (PLHIV)

24 000 [16 000 - 33 000]

6049

New infections

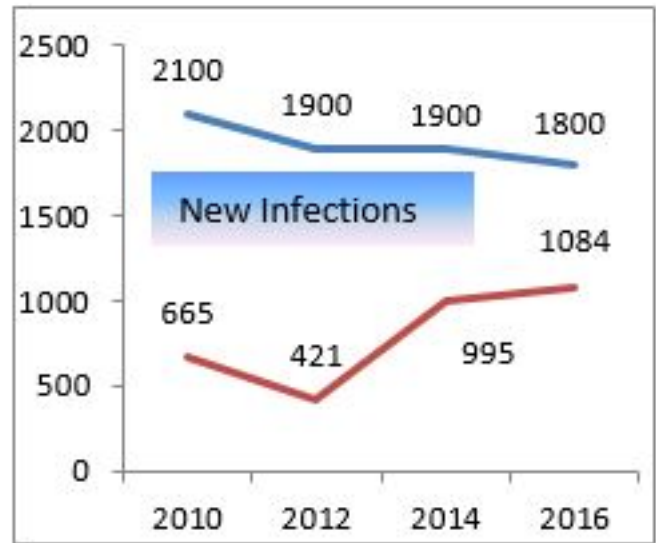
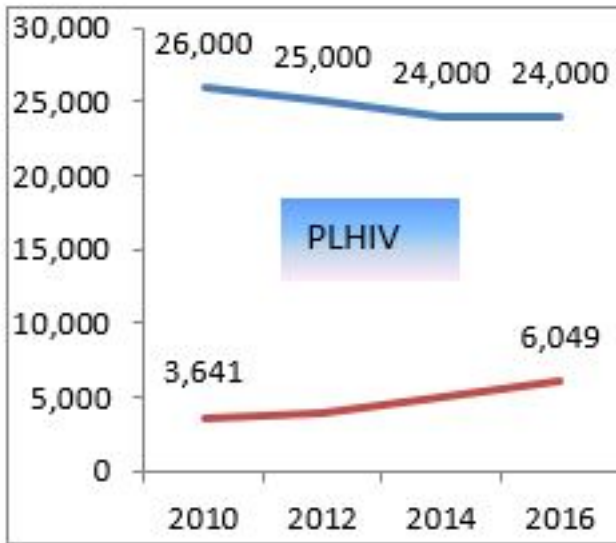
1800 [<1000 - 2900]

1084

AIDS-related deaths

1700 [1200 - 2300]

171



Estimated —
 Reported —

HIV in specific populations

Survey data

Size estimate

Routine testing and VCT data

Key populations

[]

[]

[]

No tested

HIV+ cases (%)

Sex workers (SW)

5.3% (RDS, n=237) in 2011

[]

Clients of FSW: 2599 in Mogadishu, 1828 in Hargeisa, 3469 in Bossaso

[]

[]

Men having sex with men (MSM)

People who inject drugs (PWIDs)

[]

Prisoners

[]

[]

[]

[]

[]

Populations in health settings

[]

[]

[]

[]

[]

TB patients

2.1% (n=383/7 sites south central zone)

[]

[]

11,567

1.5%

Pregnant women

[]

[]

107,000

0.2%

Blood donors

44,737

0.2%

Clients of testing services

**Response
Policy implementation**

Implementation of national policy on HIV self-testing (HIVST)

Policy on HIVST in development

Treatment initiation threshold adults and adolescents

Treat All regardless of CD4 count

Implementation of Treat All adults and adolescents

□

Implemented countrywide

Treatment initiation threshold children

□

Treat All regardless of age

Implementation of lifelong ART to pregnant & breastfeeding women

Implemented in a small number (<50%) of MCH sites

Implementation of national policy on viral load monitoring

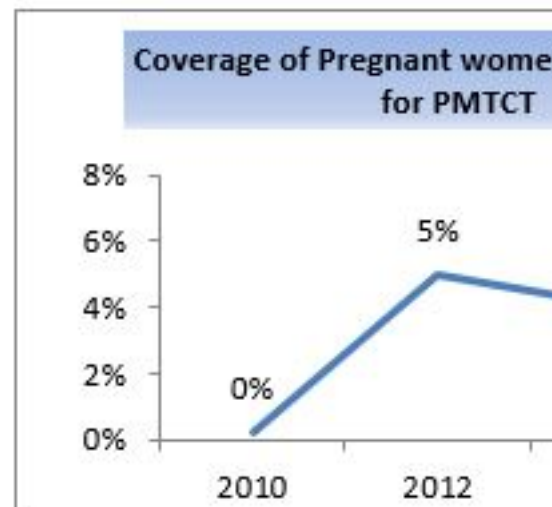
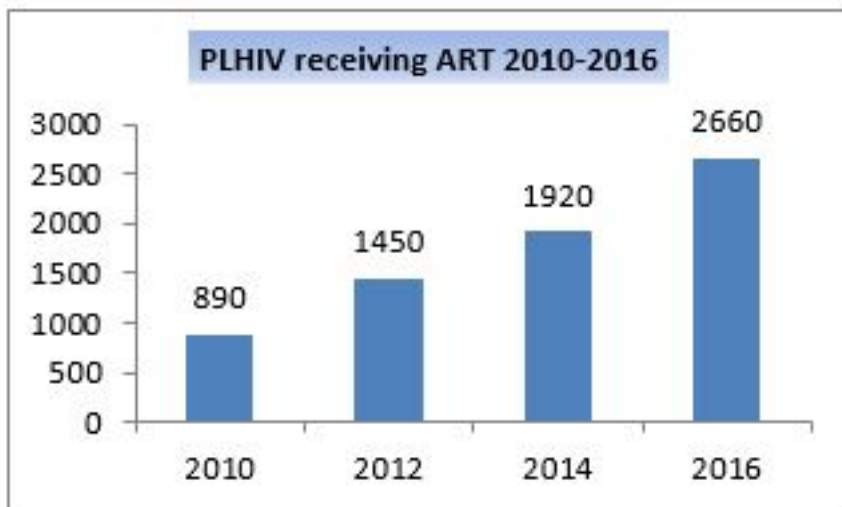
□

Not implemented

HIV testing coverage in key populations *

No data available.

Antiretroviral therapy and PMTCT coverage



References

¹ <http://www.prb.org/pdf16/prb-wpds2016-web-2016.pdf> ; (2) WHO.EMRO Regional Surveillance Data; (3) UNAIDS/WHO estimates 2016; (4) Global AIDS Monitoring (GAM) 2016.

Saturday 4th of May 2024 05:30:20 AM