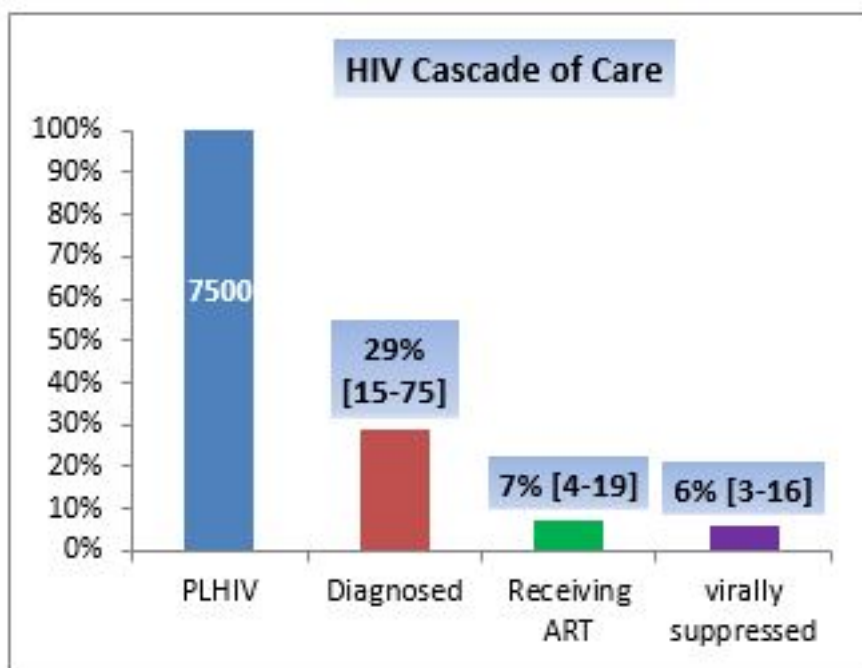


Sociodemographic data

- Population: 4.6 m
- Life expectancy at birth (years): 73.1
- Births per 1000 population:
- Deaths, female per 1000 population: 98
- Deaths, male per 1000 population: 143
- Infant mortality rate (per 1000 live births): 18
- HDI value: 0.684
- GNI (per capita): 3230

HIV care cascade and progress towards 90-90-90



Epidemiological data (2016) HIV estimates and case notification

[Empty box]

Estimated

Reported

HIV prevalence in general population

NA

People living with HIV (PLHIV)

NA

43

New infections

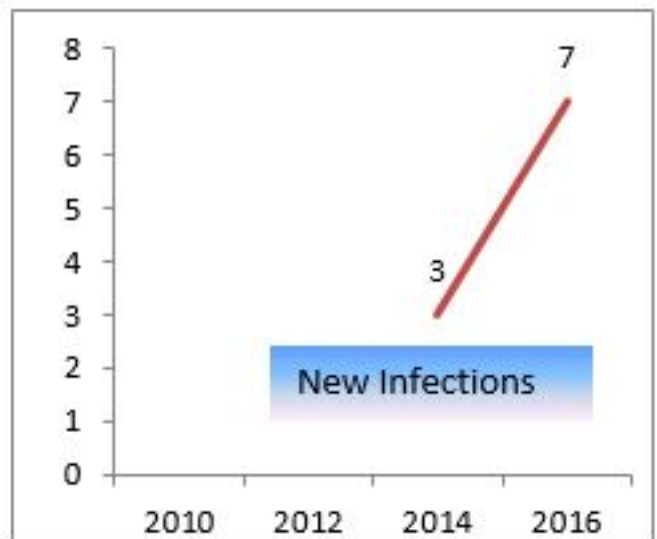
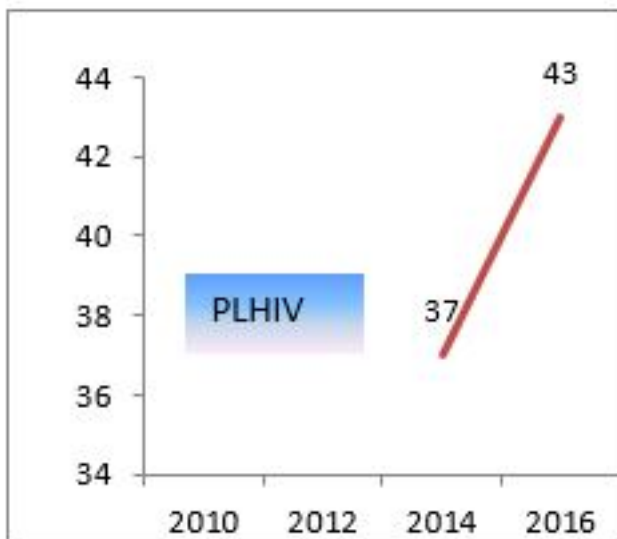
NA

7

AIDS-related deaths

NA

1



Estimated 
Reported 

HIV in specific populations

Survey data

Size estimate

Routine testing and VCT data

Key populations

Data not available

No tested

HIV+ cases (%)



Sex Workers (SW)

Men having Sex with Men (MSM)


People who inject drugs (PWIDs)



5000 (2012)



Prisoners



Populations in health settings



[]

[]

[]

TB patients

[]

[]

45

0%

Pregnant women

[]

[]

[]

[]

Blood Donors

[]

[]

[]

[]

Clients of testing services

[]

[]

[]

Response
Policy implementation

Policy CD4 threshold adults and adolescents

Data not available

Recommended initiation threshold children

Policy of lifelong ART to pregnant & breastfeeding women

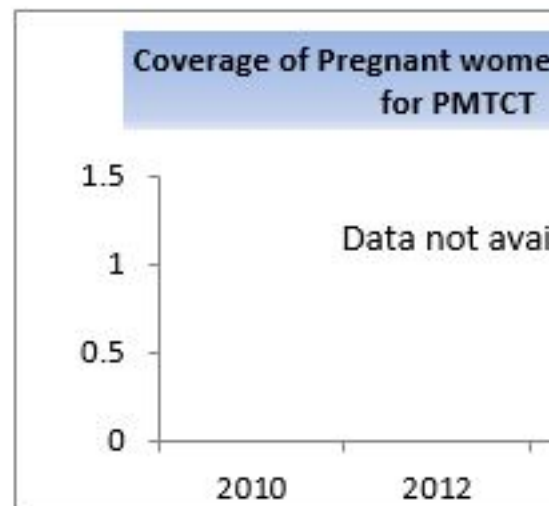
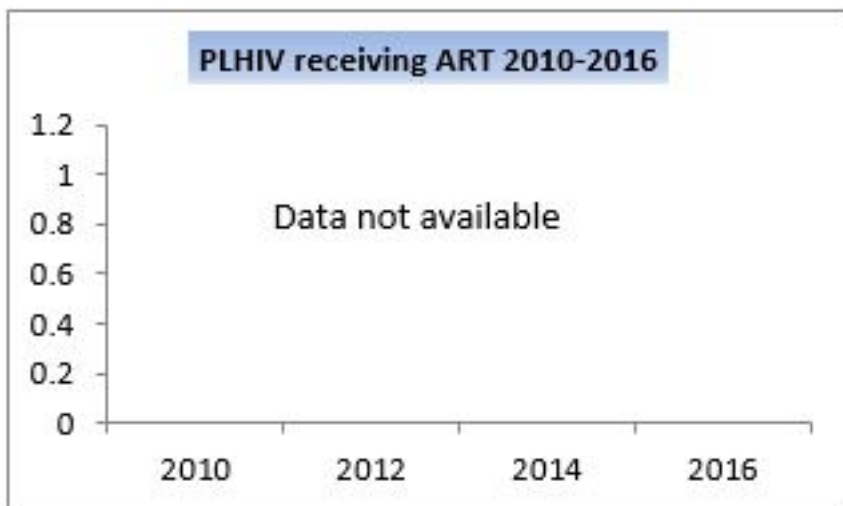
Implementation of lifelong ART to pregnant & breastfeeding women

Implementation of national policy on viral load monitoring

HIV testing coverage in key populations *

Data not available.

Antiretroviral therapy and PMTCT coverage



References

- (1) <http://www.prb.org/pdf16/prb-wpds2016-web-2016.pdf>; (2) WHO.EMRO Regional Surveillance Data; (3) UNAIDS/WHO estimates 2016; (4) Global AIDS Monitoring (GAM) 2016.

Monday 6th of May 2024 05:47:42 AM