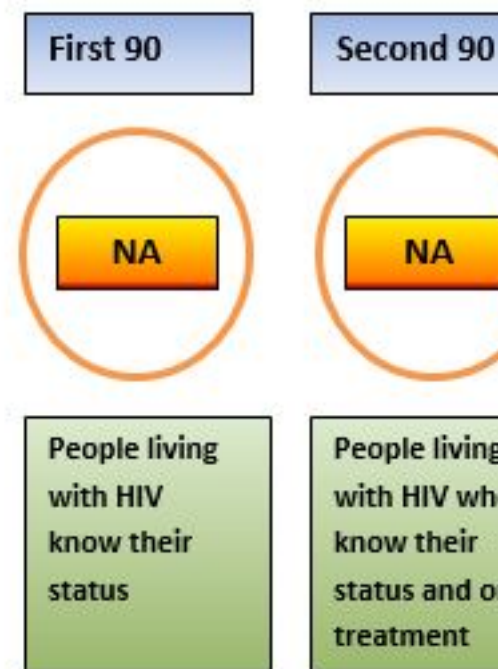
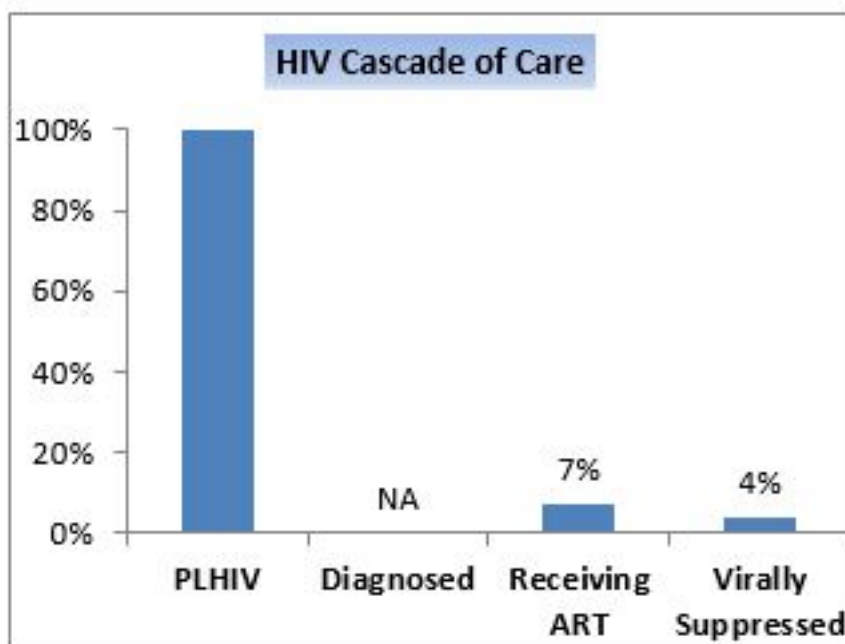


Sociodemographic data

- Total population (in millions) : 192.8
- Maternal mortality per 100 000 live births :178
- Life expectancy at birth (years) : 66
- Total fertility rate (births per woman) : 3.7
- GNI per capita, PPP (current international US\$) :5 320
- Health expenditure, total (% of GDP) : 2.6
- Health expenditure per capita (current US\$) : 36
- Human Development Index Value :0.55

HIV care cascade and progress towards 90-90-90



Epidemiological data (2016) HIV estimates and case notification

Estimated

Reported

HIV prevalence in general population

0.1

People living with HIV (PLHIV)

130 000 [120 000–150 000]

20 639

New infections

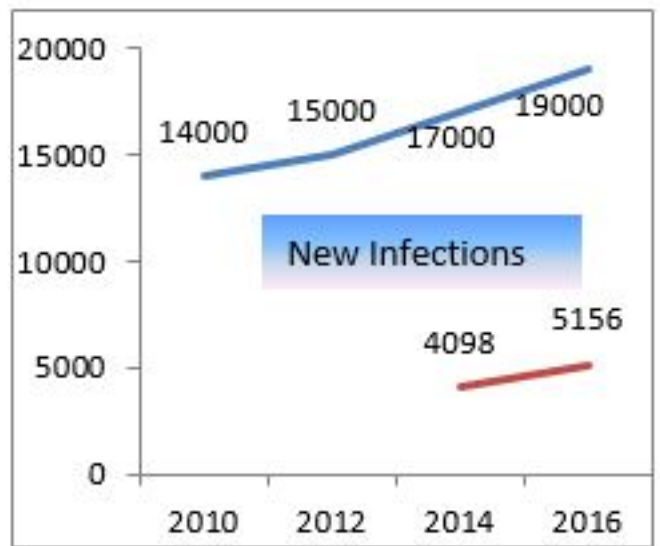
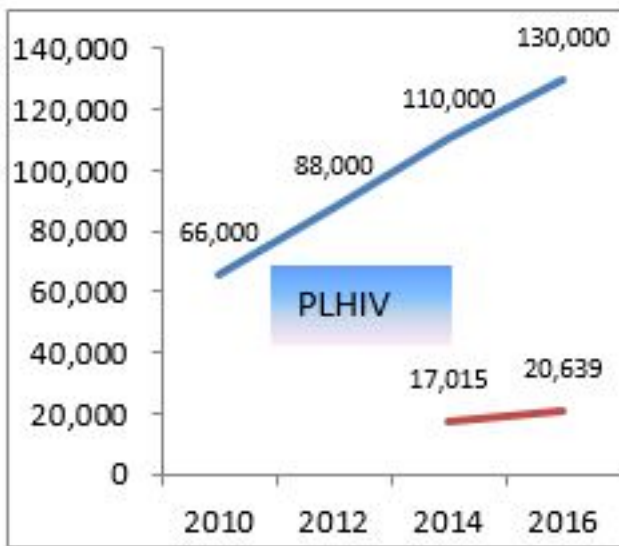
19 000 [17 000–21 000]

5156

AIDS-related deaths

5500 [4500–6600]

320



Estimated —
 Reported —

HIV in specific populations

[Empty box]

Survey data

[Empty box]

Size estimate

Routine testing and VCT data

Key populations

[Empty box]

[Empty box]

[Empty box]

No tested

HIV+ cases (%)

Sex workers (SW)

2.2 cluster sampling- (n=72,364)/ 2016

136,000 (2011)

Men having sex with men (MSM)

5.4% (n=6773)

[]

People who inject drugs (PWIDs)

38.4% (n=7862)

[]

99,000 (2011)

[]

[]

Prisoners

[]

[]

[]

Populations in health settings

TB patients

[]

[]

[]

Pregnant women

.03% (n=26,510) / 42 sites in 9 districts, 2010

[]

[]

[]

[]

Blood donors

[]

Clients of testing services

**Response
Policy implementation**

Policy implementation

]

]

]

Implementation of national policy on HIV self-testing (HIVST)

Unknown

Treatment initiation threshold adults and adolescents

]

Treat All regardless of CD4 count

Implementation of Treat All adults and adolescents

]

Other

Treatment initiation threshold children

□

Treat All, with an age cut-off <5 years

Implementation of lifelong ART to pregnant & breastfeeding women

Implemented in a small number (<50%) of MCH sites

Implementation of national policy on viral load monitoring

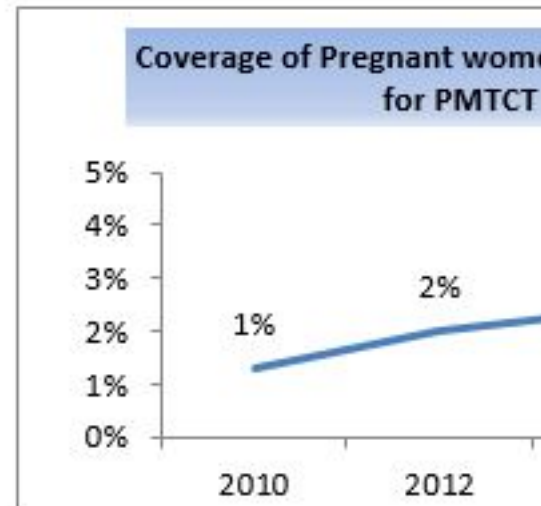
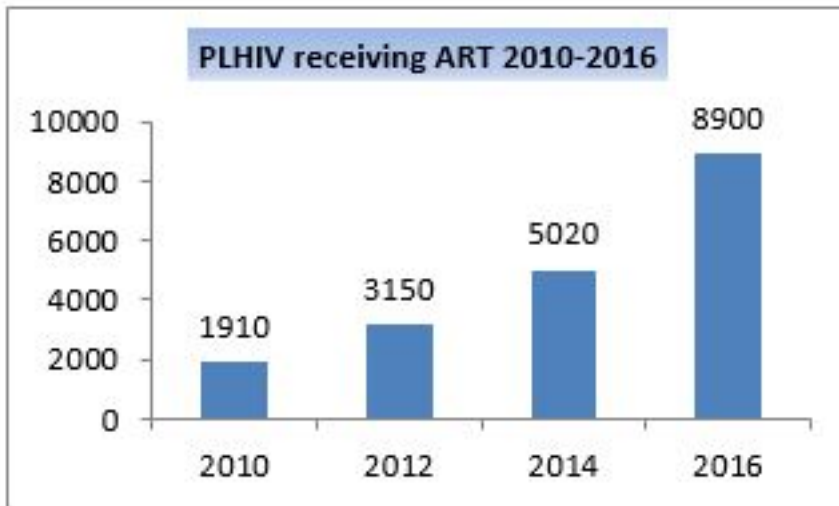
□

Partially implemented

HIV testing coverage in key populations *

Data not available.

Antiretroviral therapy and PMTCT coverage



References

- (1) <http://www.prb.org/pdf16/prb-wpds2016-web-2016.pdf>; (2) WHO.EMRO Regional Surveillance Data; (3) UNAIDS/WHO estimates 2016; (4) Global AIDS Monitoring (GAM) 2016.

Monday 6th of May 2024 04:15:44 AM