

Epidemic estimates

□

2020

Adult (15 to 49) HIV prevalence

No data

Adults and children living with HIV

No data

New HIV infections

No data

AIDS-related deaths

No data

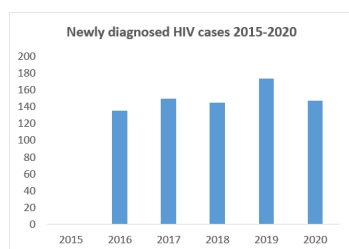
Epidemic transition

Percentage change in new HIV infections since 2010


NA

Percentage change in AIDS-related deaths since 2010

NA



Elimination of mother-to-child transmission



Data on key populations

□

Sex workers

Gay men and other men who have sex with men

People who inject drugs

Estimated size of population

—

—

—

HIV prevalence

—

—

—

Know their HIV status

—

—


—

Antiretroviral therapy coverage

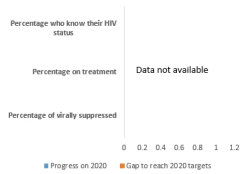
—

—

—



HIV cascade of care 2020



Wednesday 15th of May 2024 08:01:15 AM