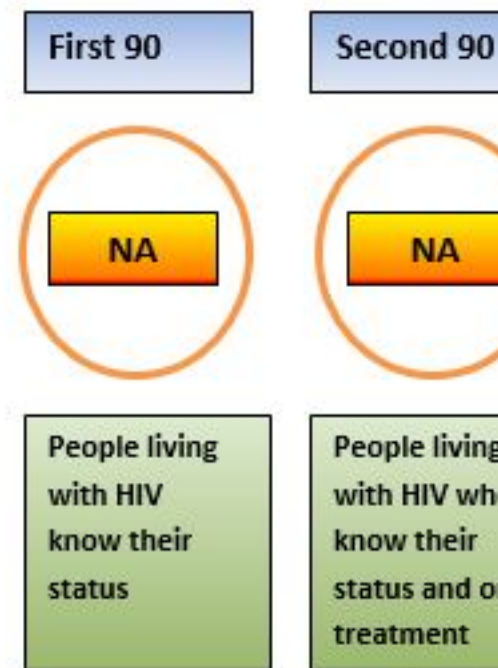
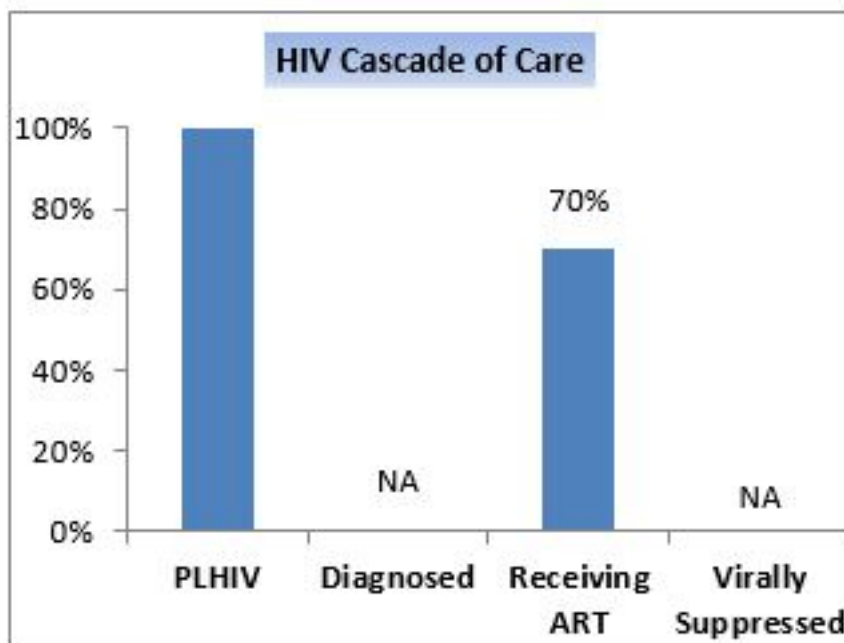


## Sociodemographic data

- Population: 4.5 m; % urban: 77.6
- Adult mortality rate, female per 1000 population: 70
- Adult mortality rate, male per 1000 population: 111
- Life expectancy at birth, total (years): 77
- Infant mortality rate (per 1,000 live births): 9.9
- HDI rank: 0.79
- GDP (current US\$): 66.2 billion

## HIV care cascade and progress towards 90-90-90



## Epidemiological data (2016) HIV estimates and case notification

Estimated

Reported

HIV prevalence in general population

NA

People living with HIV (PLHIV)

NA

1684

New infections

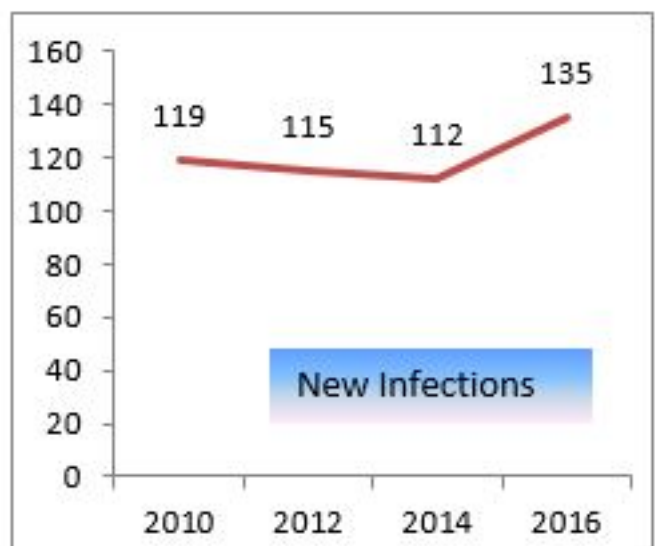
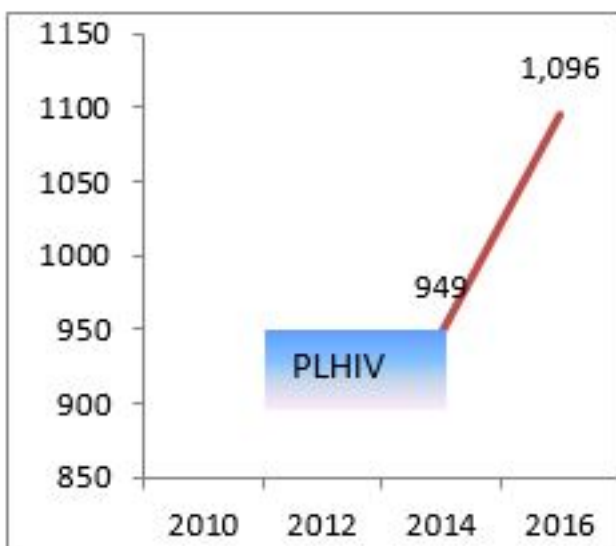
NA

135

**AIDS-related deaths**

NA

61



Estimated   
Reported 

## HIV in specific populations

**Survey data**

**Size estimate**

**Routine testing and VCT data**

***Key populations***

**No tested**

**HIV+ cases (%)**

**Sex workers (SW)**



**Men having sex with men (MSM)**



**People who inject drugs (PWIDs)**



Prisoners

□

3025

0.3%

***Populations in health settings***

□

□

□

[ ]

[ ]

**TB patients**

[ ]

[ ]

[ ]

186

6.5%

**Pregnant women**

[ ]

[ ]

[ ]

91 058

0.04%

**Blood Donors**

[ ]

[ ]

[ ]

**Clients of testing services**

[ ]



**Response**  
**Policy implementation**

**Policy of lifelong ART to pregnant & breastfeeding women**

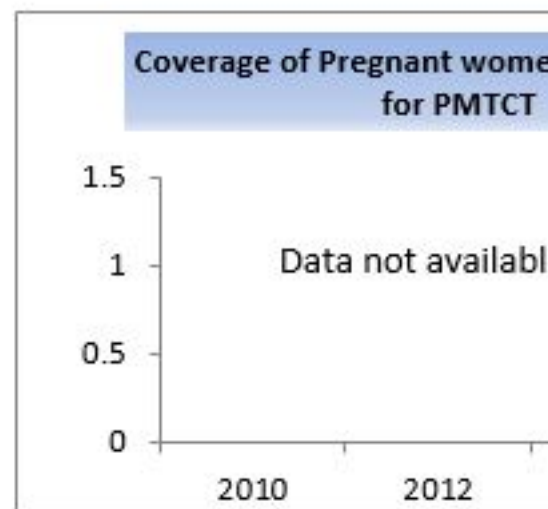
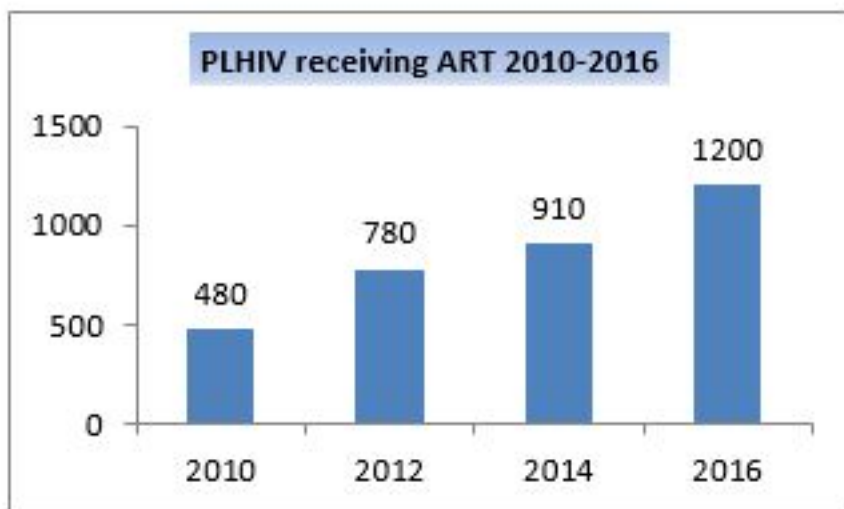
**Implementation of lifelong ART to pregnant & breastfeeding women**

**Implementation of national policy on viral load monitoring**

**HIV testing coverage in key populations \***

Data not available

**Antiretroviral therapy and PMTCT coverage**



**References**

- (1) <http://www.prb.org/pdf16/prb-wpds2016-web-2016.pdf>; (2) WHO.EMRO Regional Surveillance Data; (3) UNAIDS/WHO estimates 2016; (4) Global AIDS Monitoring (GAM) 2016.

Wednesday 1st of May 2024 02:22:55 AM