

## Epidemic estimates

2020

### Adult (15 to 49) HIV prevalence

<0.1 [ $<0.1$ – $<0.1$ ]

### Adults and children living with HIV

22 000 [19 000–24 000]

### New HIV infections

720 [580–910]

### AIDS-related deaths

<500 [ $<500$ –530]

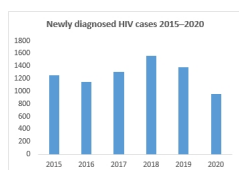
## Epidemic transition

### Percentage change in new HIV infections since 2010

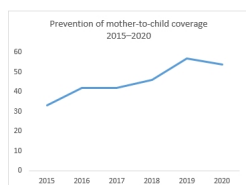
**-52%**

### Percentage change in AIDS-related deaths since 2010

**-53%**



### Elimination of mother-to-child transmission



## Data on key populations

□

### Sex workers

### Gay men and other men who have sex with men

## People who inject drugs

### Estimated size of population

72 000

42 000

3100

### HIV prevalence (%)

1.7

4.9

0.9

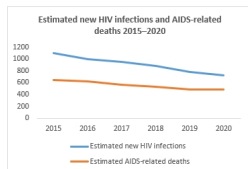
### Know their HIV status (%)

44.4

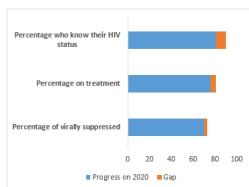
54.9

### Antiretroviral therapy coverage

—  
—  
—



### HIV cascade of care 2020



Wednesday 15th of May 2024 08:08:03 AM