

## Epidemic estimates

2020

### Adult (15 to 49) HIV prevalence

0.1 [0.1–0.1]

### Adults and children living with HIV

6700 [6100–7400]

### New HIV infections

<500 [<500–<500]

### AIDS-related deaths

<100 [<100–<100]

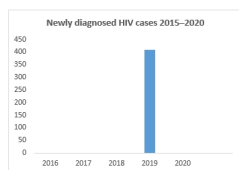
## Epidemic transition

### Percentage change in new HIV infections since 2010

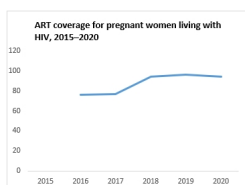
+1%

### Percentage change in AIDS-related deaths since 2010

-15%



### Elimination of mother-to-child transmission



## Data on key populations

□

### Sex workers

### Gay men and other men who have sex with men

## People who inject drugs

## Estimated size of population

—

—

—

## HIV prevalence (%)

—

3.1

—

## Know their HIV status

—

—

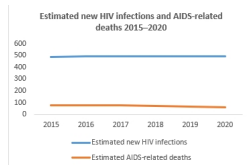
—

## Antiretroviral therapy coverage

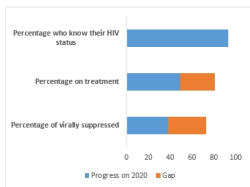
—

—

—



## HIV cascade of care 2020



Wednesday 15th of May 2024 12:56:33 AM