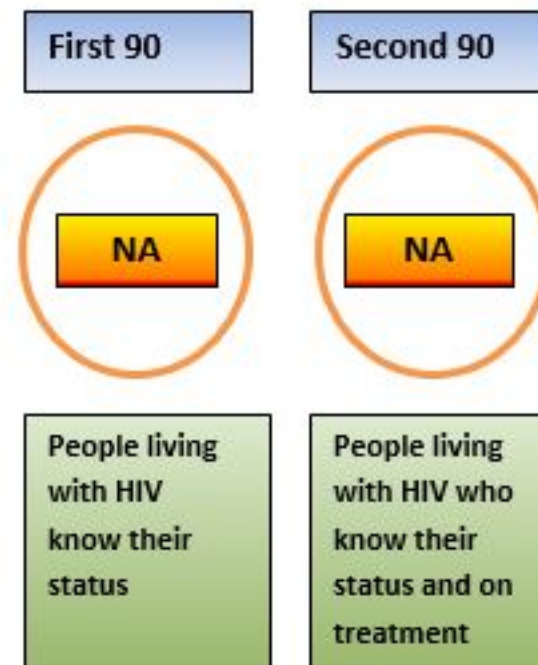
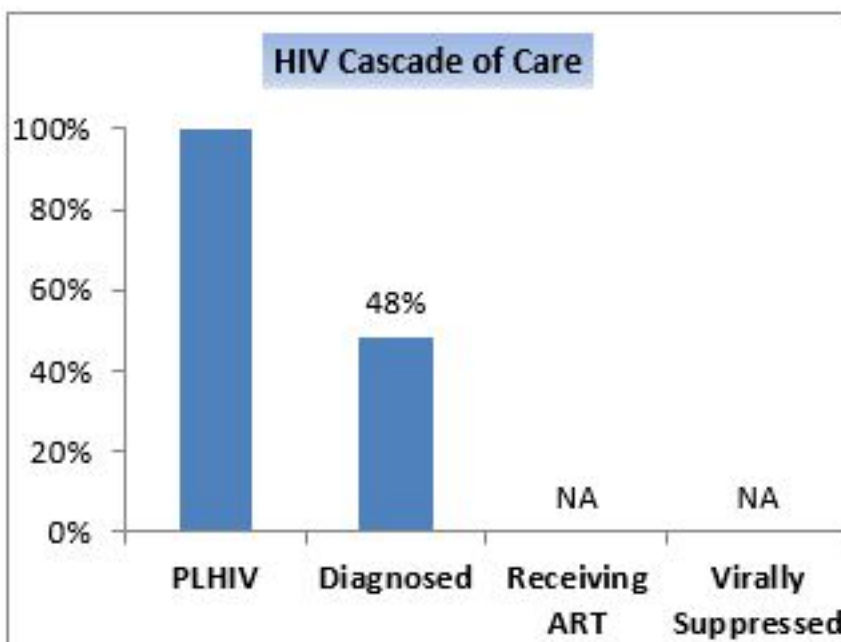


Sociodemographic data

- Total population (in millions): 6.3
- Maternal mortality per 100 000 live births :9
- Life expectancy at birth (years) : 72
- Total fertility rate (births per woman) : 2.5
- GNI per capita, PPP (current international US\$)
- Health expenditure, total (% of GDP) : 5.0
- Health expenditure per capita (current US\$) : 372
- Human Development Index Value : 0.72

HIV care cascade and progress towards 90-90-90



Epidemiological data (2016) HIV estimates and case notification

[Empty box for data entry]

Estimated

Reported

HIV prevalence in general population

NA

People living with HIV (PLHIV)

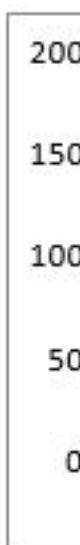
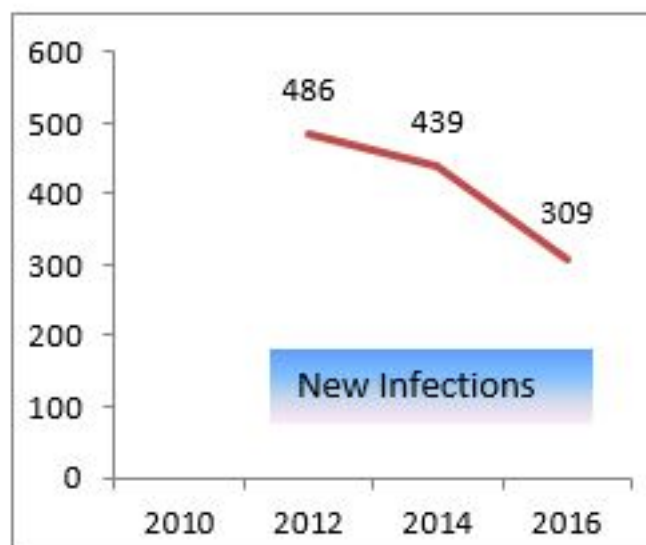
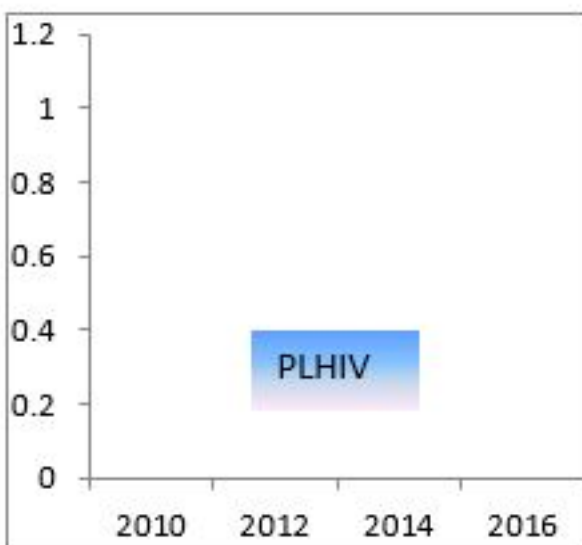
NA

New infections

NA 309

AIDS-related deaths

NA 121



Estimated 
Reported 

HIV in specific populations

[Empty box]

Survey data

[Empty box]

Size estimate

Routine testing and VCT data

Key populations

Prevalence

[Empty box]

[Empty box]

No tested

HIV+ cases (%)

Sex workers (SW)



No data

Men having sex with men (MSM)



No data

People who inject drugs (PWIDs)



No data

Prisoners



No data

Populations in health settings



[]

[]

[]

No data

Blood donors

[]

[]

[]

No data

Clients of testing services

[]

[]

[]

No data

**Response
Policy implementation**

[]

[]

Implementation of national policy on HIV self-testing (HIVST)

Policy on HIVST but still not implemented

Treatment initiation threshold adults and adolescents

Treat All regardless of CD4 count

Implementation of Treat All adults and adolescents

Implemented in few (<50%) treatment sites

Treatment initiation threshold children

Treat All regardless of age

Implementation of lifelong ART to pregnant & breastfeeding women

Implemented in a small number (<50%) of MCH sites

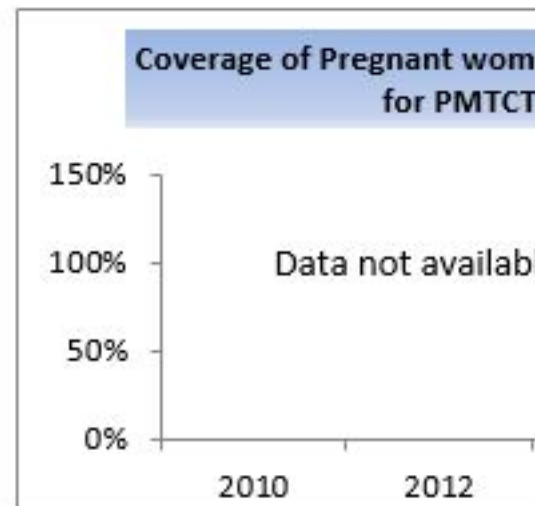
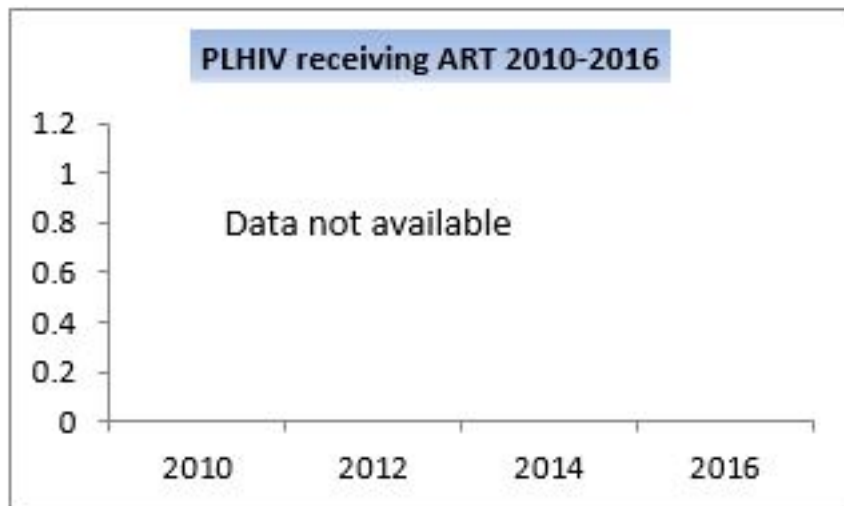
Implementation of national policy on viral load monitoring

Fully implemented

HIV testing coverage in key populations *

Data not available

Antiretroviral therapy and PMTCT coverage



References

- (1) <http://www.prb.org/pdf16/prb-wpds2016-web-2016.pdf>; (2) WHO.EMRO Regional Surveillance Data; (3) UNAIDS/WHO estimates 2016; (4) Global AIDS Monitoring (GAM) 2016.

Tuesday 7th of May 2024 02:35:46 AM