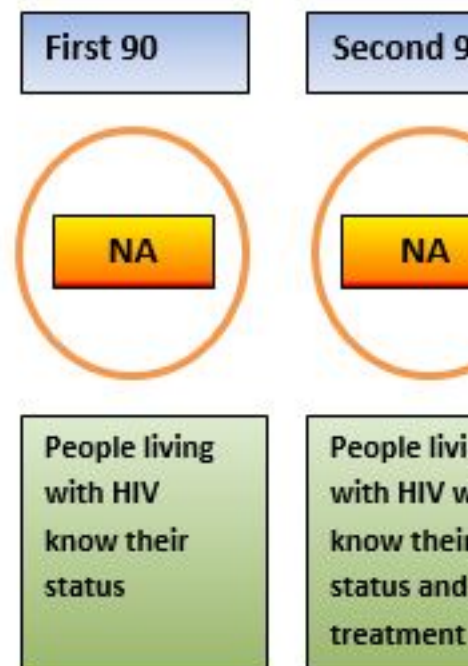
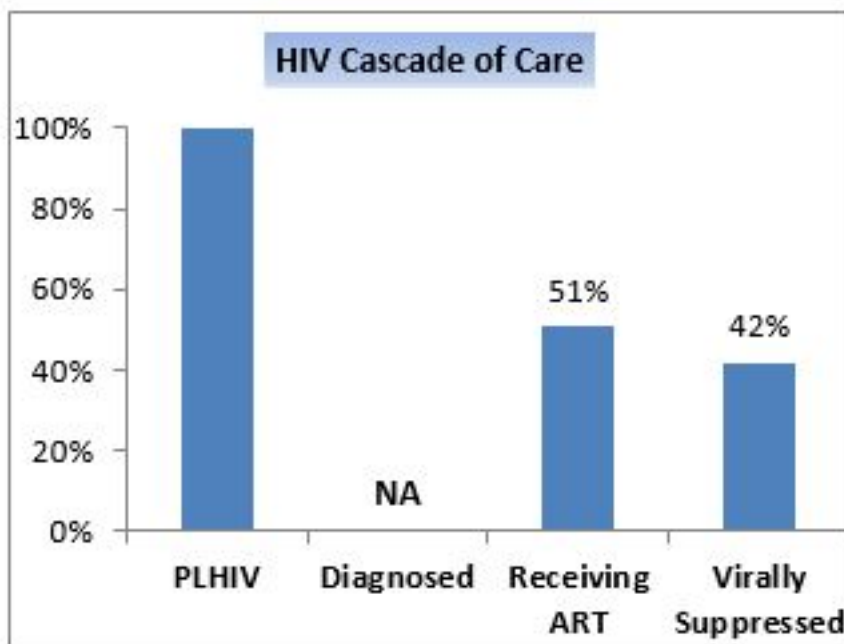


Sociodemographic data

- Total population (in millions) : 6.0
- Maternal mortality per 100 000 live births: 15
- Life expectancy at birth (years) : 79
- Total fertility rate (births per woman) : 1.7
- GNI per capita, PPP (current international US\$) :13 750
- Health expenditure, total (% of GDP) : 6.4
- Health expenditure per capita (current US\$) : 569
- Human Development Index Value :0.76

HIV care cascade and progress towards 90-90-90



Epidemiological data (2016) HIV estimates and case notification

Estimated

Reported

HIV prevalence in general population

<0.1 [<0.1 - <0.1]

People living with HIV (PLHIV)

2200 [2000 - 2600]

1130

New infections

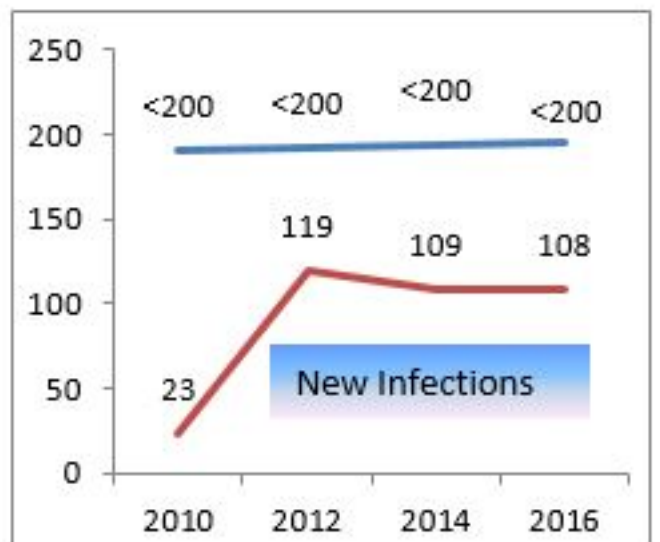
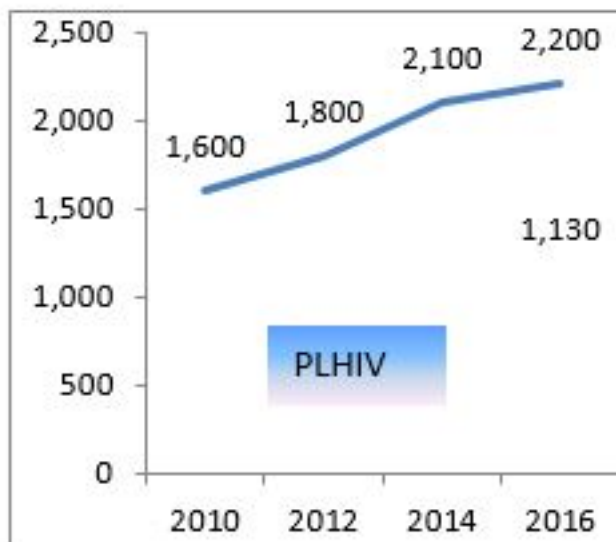
<200 [<200 - <200]

108

AIDS-related deaths

<100 [<100 - <100]

2



Estimated —
 Reported —

HIV in specific populations

Survey data

Size estimate

Routine testing and VCT data

Key populations

Prevalence

No tested

HIV+ cases (%)

Sex workers (SW)



Men having sex with men (MSM)

12.6% (n=292)/RDS greater Beirut 2015



4220 (greater Beirut)

People who inject drugs (PWIDs)



3114 (greater Beirut)

Prisoners

□

2500

0.08%

Populations in health settings

□

TB patients

469

0%

Pregnant women

[]

[]

[]

Blood donors

[]

[]

[]

Clients of testing services

**Response
Policy implementation**

Implementation of national policy on HIV self-testing (HIVST)

Policy on HIVST but still not implemented

Treatment initiation threshold adults and adolescents

Treat All regardless of CD4 count

Implementation of Treat All adults and adolescents

Implemented countrywide

Treatment initiation threshold children

Treat All regardless of age

Implementation of lifelong ART to pregnant & breastfeeding women

Implemented countrywide

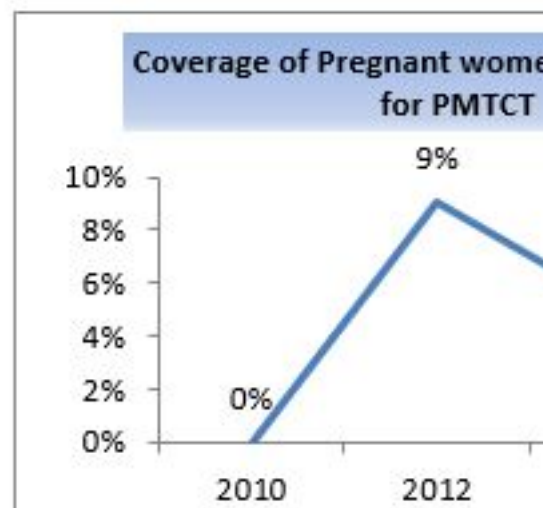
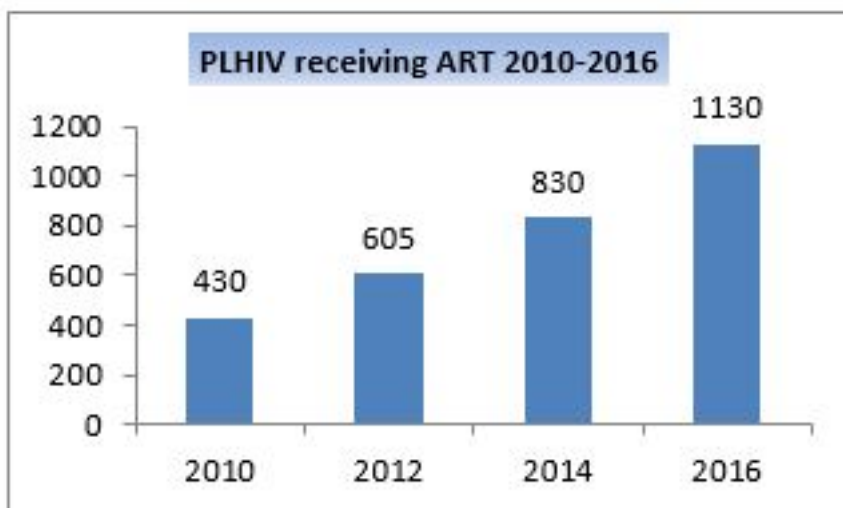
Implementation of national policy on viral load monitoring

Fully implemented

HIV testing coverage in key populations *

Data not available

Antiretroviral therapy and PMTCT coverage



References

- (1) <http://www.prb.org/pdf16/prb-wpds2016-web-2016.pdf> ; (2) WHO.EMRO Regional Surveillance Data; (3) UNAIDS/WHO estimates 2016; (4) Global AIDS Monitoring (GAM) 2016.

Friday 3rd of May 2024 11:27:19 AM