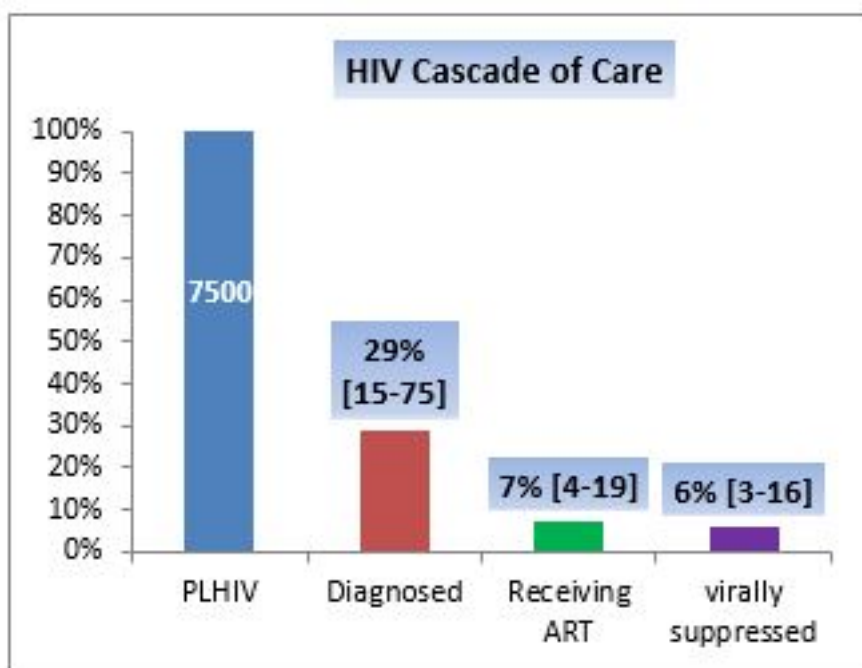


### Sociodemographic data

- Population: 33.4 million; percentage of urban population: 27%
- Births per 1000 population: 37
- Deaths per 1000 population: 8
- Infant mortality rate: 68
- Human development index rank: 171 (low)
- Gross national income (per capita): US\$ 1990 (low income)

### HIV care cascade and progress towards 90-90-90



### Epidemiological data (2016) HIV estimates and case notification

[Empty box for data entry]

Estimated

Reported

**HIV prevalence in general population**

0.1

NA

**People Living with HIV (PLHIV)**

7500 [3900 – 19,000]


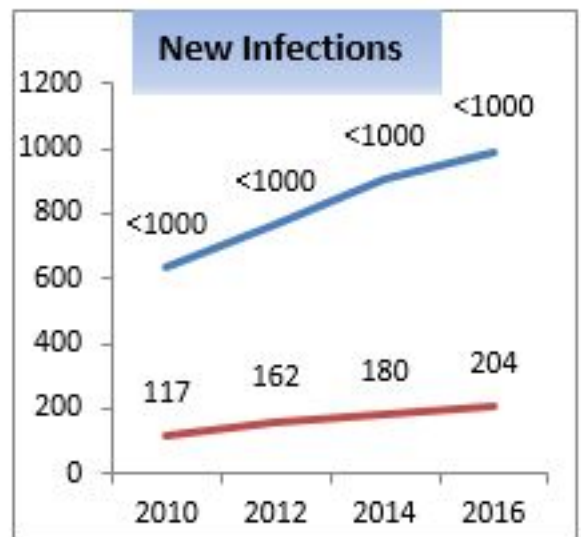
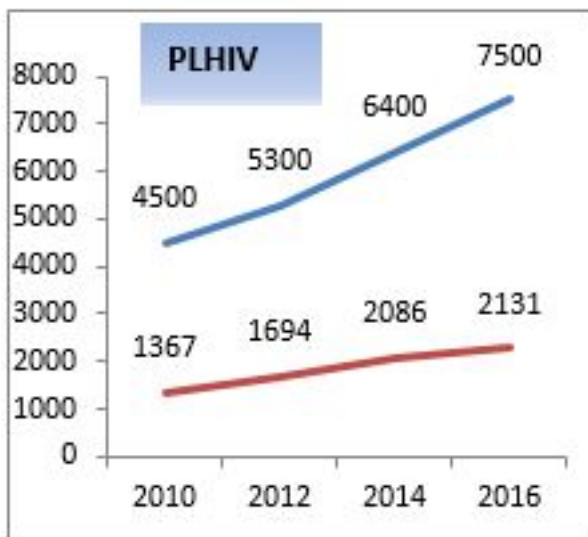
2131

**New infections**

204

**AIDS related deaths**

26



Estimated —  
 Reported —

### HIV in specific populations

**Survey data**




**Size estimate**

**Routine testing and VCT data**

**Key populations**

**Prevalence**



**No tested**

**HIV+ cases (%)**

**Sex workers (SW)**

12.9

NA

363 (2014)

47

**Men having sex with men (MSM)**

NA

NA

NA

NA

**People who inject drugs (PWIDs)**

NA



**Prisoners**

NA



**Populations in health settings**

[ ]

[ ]

[ ]

[ ]

[ ]

**TB patients**

[ ]

[ ]

[ ]

**Pregnant women**

**Blood donors**



**Clients of testing services**

**Response  
Policy implementation**

**Policy CD4 threshold adults and adolescents**

Unknown

<b>Recommended initiation threshold</b>	<input type="checkbox"/> <b>adults and adolescents</b>
---	--

Treat all regardless of CD4 count

**Implementation of Treat All adults and adolescents**

Implemented countrywide

**Treatment initiation threshold children**

Treat all regardless of age

**Implementation of lifelong ART to pregnant & breastfeeding women**

Data not reported

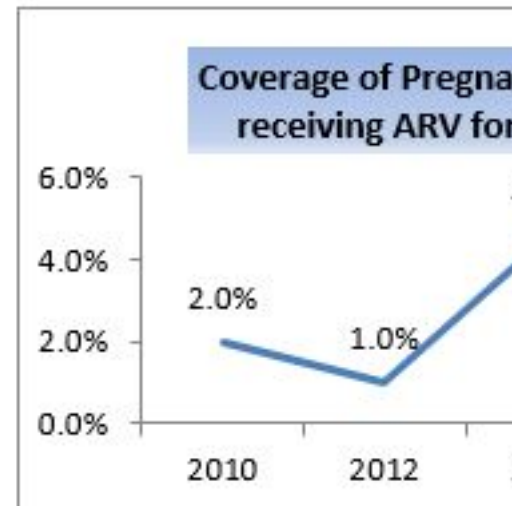
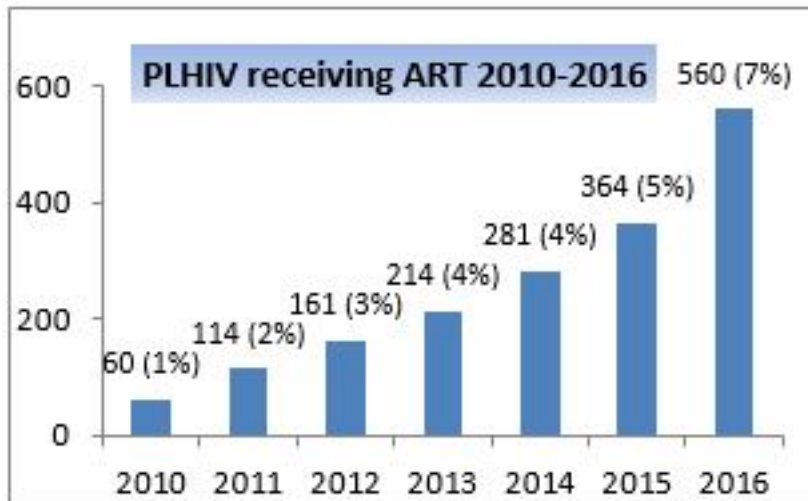
**Implementation of national policy on viral load monitoring**

Fully implemented

### HIV testing coverage in key populations \*

Data not available

### Antiretroviral therapy and PMTCT coverage



### References

- (1) <http://www.prb.org/pdf16/prb-wpds2016-web-2016.pdf> ; (2) WHO.EMRO Regional Surveillance Data; (3) UNAIDS/WHO estimates 2016; (4) Global AIDS Monitoring (GAM) 2016.

\*No of people diagnosed is not reported online but calculated based on the reported PLHIV who are alive over the estimated no of PLHIV.

Wednesday 1st of May 2024 09:35:35 PM