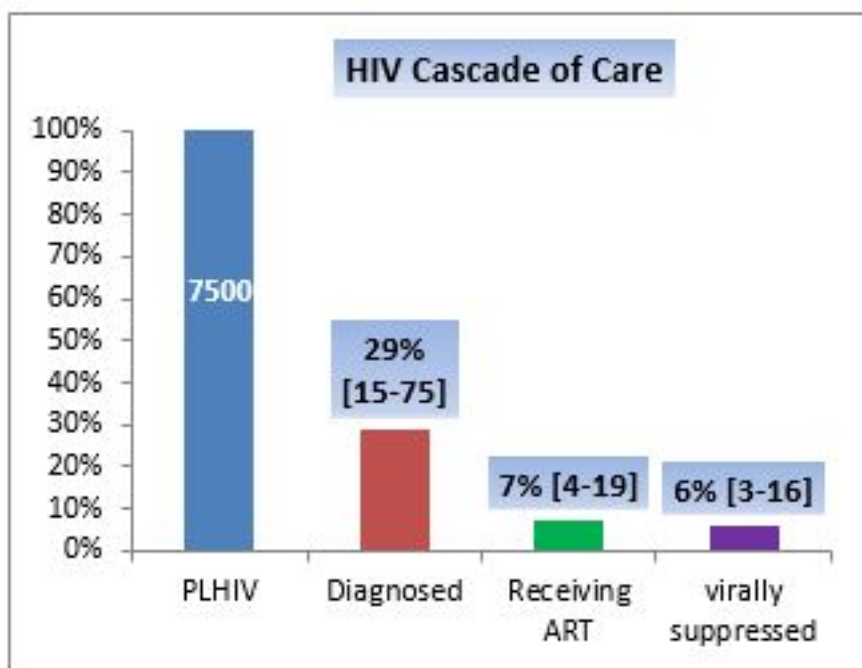


Sociodemographic data

- Total population (in millions): 93.4
- Maternal mortality per 100 000 live births :33
- Life expectancy at birth (years) : 71
- Total fertility rate (births per woman) : 3.4
- GNI per capita, PPP (current international US\$) :10 710
- Health expenditure, total (% of GDP) : 5.6
- Health expenditure per capita (current US\$) : 178
- Human Development Index Value: 0.6

HIV care cascade and progress towards 90-90-90



Epidemiological data (2016) HIV estimates and case notification

Estimated

Reported

HIV prevalence in general population

<0.1 [$<0.1 - <0.1$]

NA

People living with HIV (PLHIV)

11,000

New infections


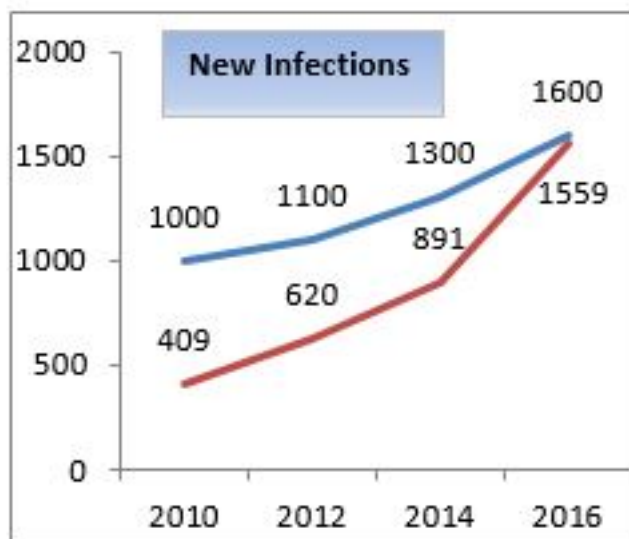
1600

AIDS-related deaths

<500 (319)

NA

Estimated 
Reported 



HIV in specific populations

Survey data

Size estimate

Routine testing and VCT data

Key populations

No tested

HIV+ cases (%)

Sex workers (SW)

0.8% (2006 Cairo)

0% (2010 Cairo)

23,000

184

1.1% (2015)

Men having sex with men (MSM)

6.2% (2006 Alex)

6.9% (2006 Alex)

64,000

954

2.4% (2015)

People who inject drugs (PWIDs)

0.6 (2006 in Cairo) 6.5% (2010 in Alex)

93,000

2174

2.4% (2015)

Prisoners

1.1 (2012)

Populations in health settings

[]

[]

TB patients

<.001 (2009)

[]

[]

413

0.2% (2015)

Pregnant women

[]

[]

[]

[]

[]

Blood donors

[]

[]

[]

[]

[]

Clients of testing services

[]

**Response
Policy implementation**

Implementation of national policy on HIV self-testing (HIVST)

Unknown

Treatment initiation threshold adults and adolescents

]

≤500 CD4 cells/mm³

Implementation of Treat All adults and adolescents

]

Recommending Treat All later in 2017

Treatment initiation threshold children

]

Treat All, with an age cut-off <5 years

Implementation of lifelong ART to pregnant & breastfeeding women


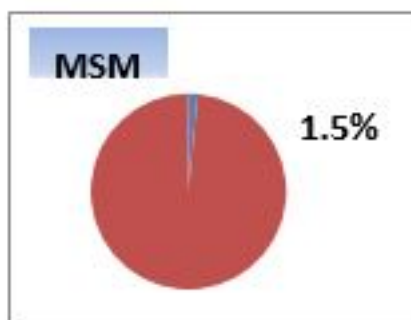
Implemented countrywide

Implementation of national policy on viral load monitoring

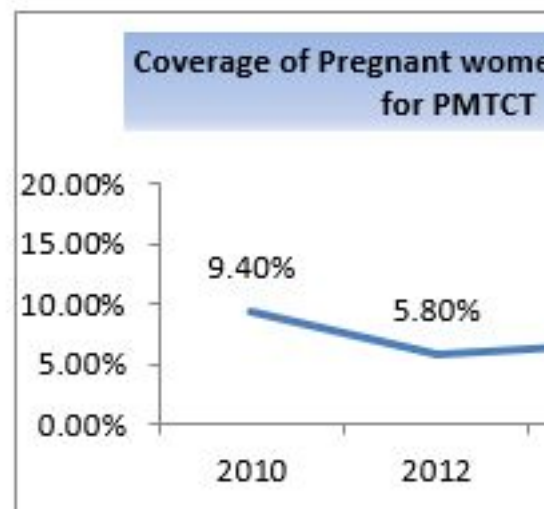
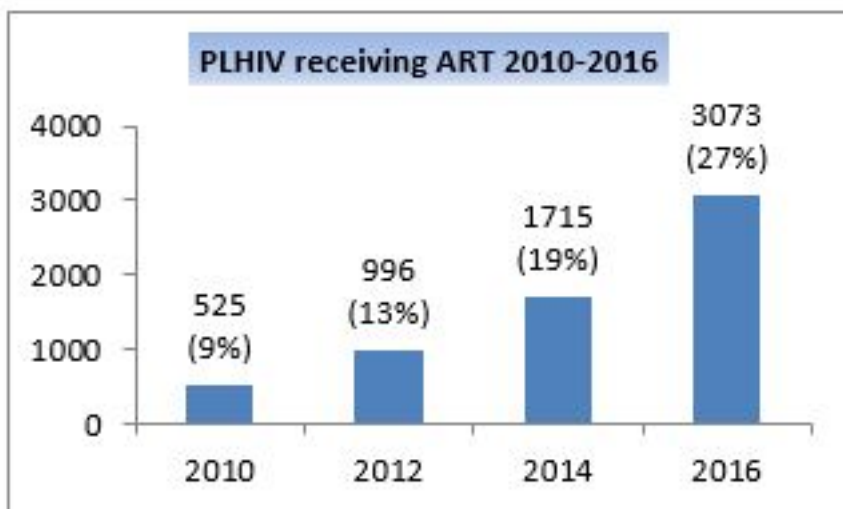
□

Fully implemented

HIV testing coverage in key populations *



Antiretroviral therapy and PMTCT coverage



References □

- (1) <http://www.prb.org/pdf16/prb-wpds2016-web-2016.pdf> ; (2) WHO.EMRO Regional Surveillance Data; (3) WHO/UNAIDS data spectrum 2016; (4) Global AIDS Monitoring (GAM) 2016.

Monday 29th of April 2024 04:16:40 PM