

## Epidemic estimates

2020

### Adult (15 to 49) HIV prevalence

0.8 [0.6–1.1]

### Adults and children living with HIV

6800 [5000–9000]

### New HIV infections

<200 [<100–<500]

### AIDS-related deaths

<500 [<200–530]

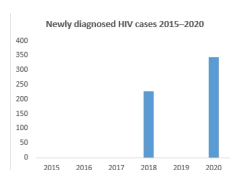
## Epidemic transition

### Percentage change in new HIV infections since 2010

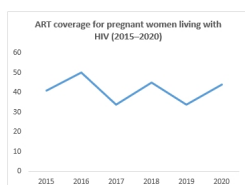
**-66%**

### Percentage change in AIDS-related deaths since 2010

**-61%**



## Elimination of mother-to-child transmission



## Data on key populations

□

### Sex workers

**Gay men and other men who have sex with men**

**People who inject drugs**

**Estimated size of population**

—

—

—

**HIV prevalence (%)**

9.3

14.2

NA

**Know their HIV status (%)**

66.3

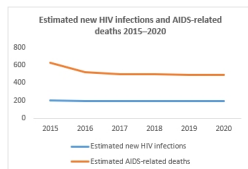
58

### Antiretroviral therapy coverage

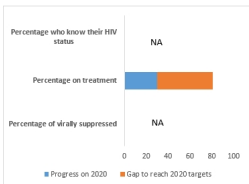
—

—

—



### HIV cascade of care 2020



Wednesday 15th of May 2024 05:34:37 PM