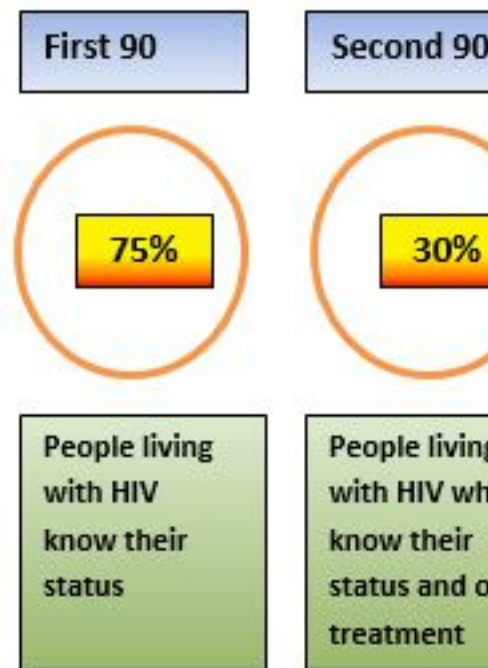
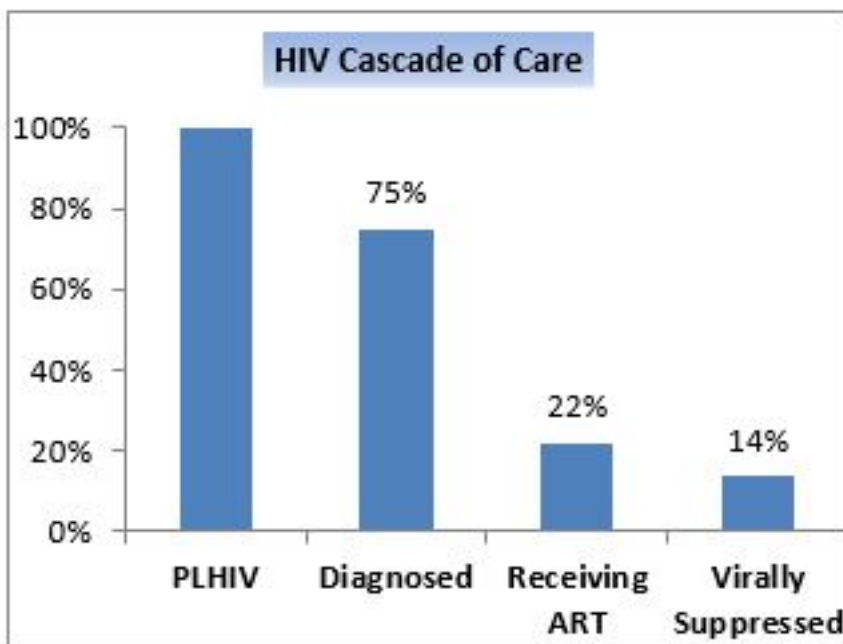


### Sociodemographic data

- Population: 0.9 million
- Births per 1000 population: 25
- Deaths per 1000 population: 9
- Infant mortality rate: 53
- Human development index rank: 172

### HIV care cascade and progress towards 90-90-90



### Epidemiological data (2016) HIV estimates and case notification

[Empty box]

Estimated

Reported

**HIV prevalence in general population**

1.3 [0.8 - 2.1]

**People living with HIV (PLHIV)**

8600 [5700 - 13 000]

NA

**New infections**

NA

**AIDS-related deaths**

NA

### HIV in specific populations

**Survey data**

**Size estimate**

**Routine testing and VCT data**

**Key populations**

**No tested**

**HIV+ cases (%)**

**Sex workers (SW)**

12.9

NA

363 (2014)

47

**Men having sex with men (MSM)**

NA

NA

NA

NA

**People who inject drugs (PWIDs)**

NA

[ ]

**Prisoners**

NA

[ ]

[ ]

[ ]

[ ]

**Populations in health settings**

[ ]

[ ]

[ ]

[ ]

[ ]

**TB patients**

[ ]

[ ]

[ ]

[ ]

[ ]

**Pregnant women**

[ ]

[ ]

[ ]

[ ]

[ ]

**Blood donors**

[ ]

[ ]

[ ]

[ ]

[ ]

**Clients of testing services**

[ ]



**Response  
Policy implementation**

**Policy CD4 threshold adults and adolescents**

---

**Recommended initiation threshold**

**Policy of lifelong ART to pregnant & breastfeeding women**

Option B+


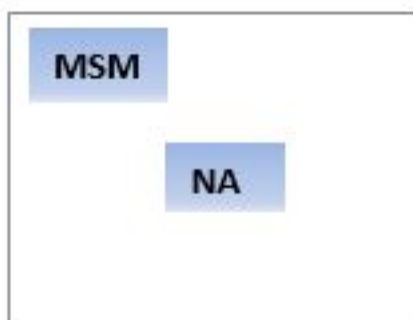
**Implementation of lifelong ART to pregnant & breastfeeding women**

Done in a small number of MCH sites

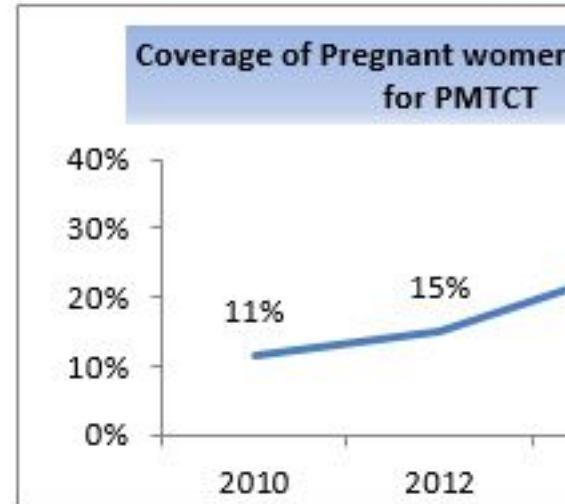
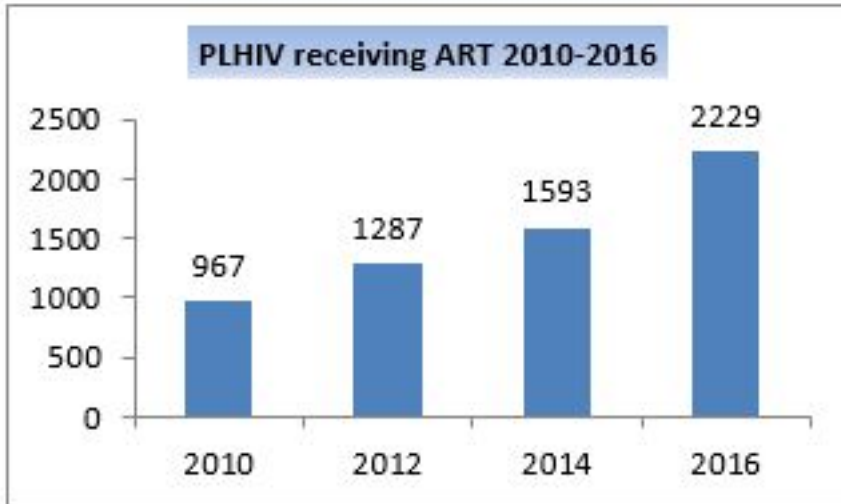
**Implementation of national policy on viral load monitoring**

Not implemented

**HIV testing coverage in key populations \***



**Antiretroviral therapy and PMTCT coverage**



**References**

- (1) <http://www.prb.org/pdf16/prb-wpds2016-web-2016.pdf> ; (2) WHO.EMRO Regional Surveillance Data; (3) UNAIDS/WHO estimates 2016; (4) Global AIDS Monitoring (GAM) 2016.

\*90-90-90 data and HIV cascade of care data are available for the year 2015 only. 2016 data are not available.

Sunday 28th of April 2024 08:14:15 AM