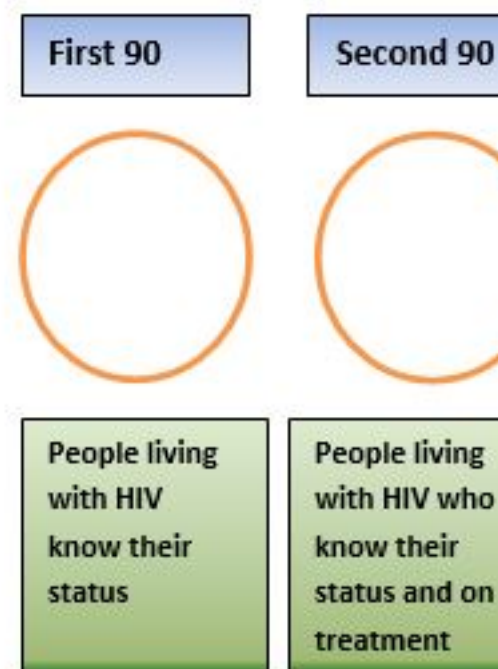
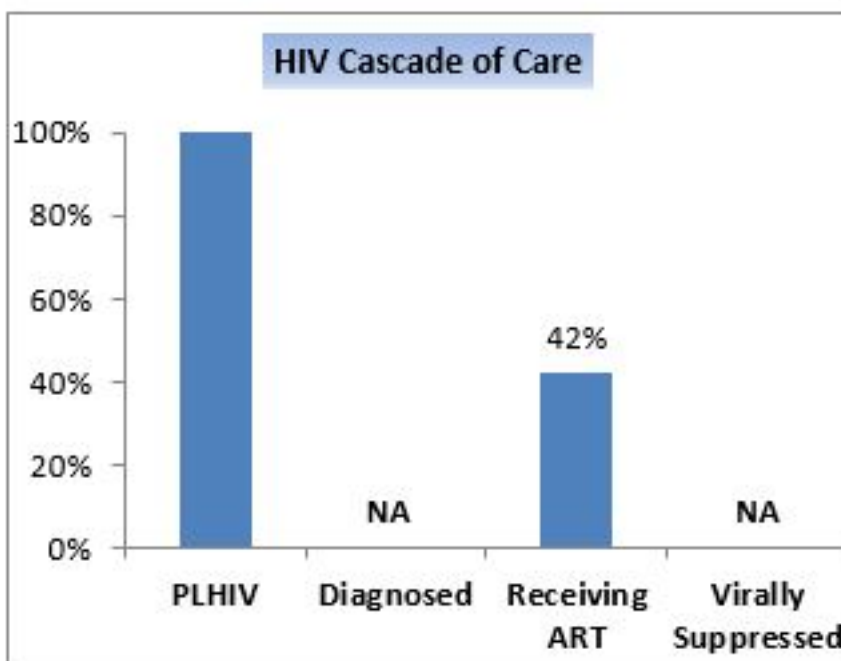


Sociodemographic data

- Population: 1.4 million; percentage of urban population: 100%
- Births per 1000 population: 16
- Deaths per 1000 population: 2
- Infant mortality rate: 8
- Human development index rank: 47
- Gross national income (per capita): US\$ 39 140

HIV care cascade and progress towards 90-90-90



Epidemiological data (2016) HIV estimates and case notification

[Empty box]

Estimated

Reported

HIV prevalence in general population

People living with HIV (PLHIV)

237

New infections

20

AIDS-related deaths

2

Estimated 
Reported 

HIV in specific populations

Survey data

Size estimate

Routine testing and VCT data

Key populations

No tested

HIV+ cases (%)

Sex workers (SW)

NA

Men having sex with men (MSM)

NA

People who inject drugs (PWIDs)

NA

181(2010)

3.9%

Prisoners

NA

Populations in health settings

TB patients

Pregnant women

2394 (2010)

0%

Blood donors

Clients of testing services

**Response
Policy implementation**

Policy CD4 threshold adults and adolescents

Check

Recommended initiation threshold children

Check

Policy of lifelong ART to pregnant & breastfeeding women

Check


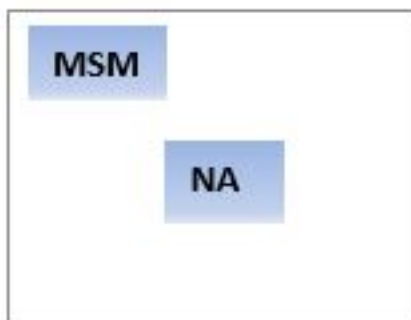
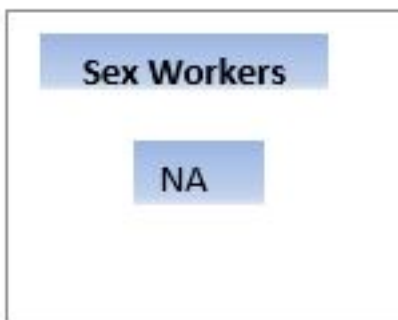
Implementation of lifelong ART to pregnant & breastfeeding women

Check

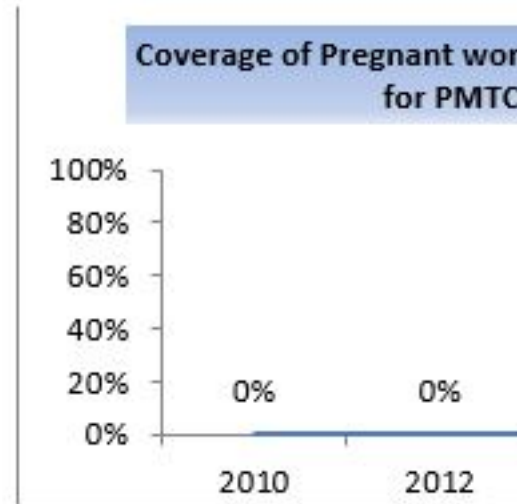
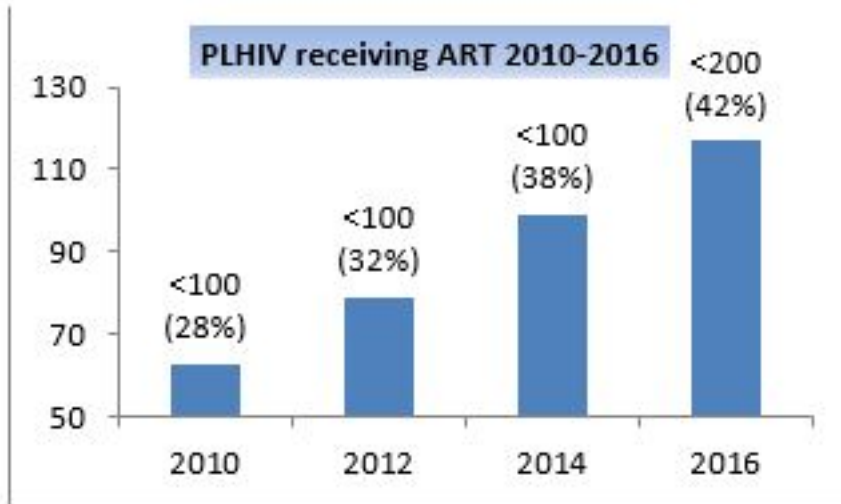
Implementation of national policy on viral load monitoring

Check

HIV testing coverage in key populations *



Antiretroviral therapy and PMTCT coverage



References

- (1) <http://www.prb.org/pdf16/prb-wpds2016-web-2016.pdf> ; (2) WHO.EMRO Regional Surveillance Data; (3) UNAIDS/WHO estimates 2016; (4) Global AIDS Monitoring (GAM) 2016.

Saturday 4th of May 2024 03:47:18 AM