

# Endangering LIVES

## Tuberculosis and mutation



**World Health  
Organization**

Regional Office for the Eastern Mediterranean

**Stop TB Partnership**

**WHO Library Cataloguing in Publication Data**

World Health Organization. Regional Office for the Eastern Mediterranean

Endangering Lives: Tuberculosis and mutation / World Health Organization. Regional Office for the Eastern Mediterranean

p.

WHO-EM/TUE/254/E

1. Tuberculosis, Pulmonary    2. Mutation    3. Pictorial Works    I. Title    II. Regional Office for the Eastern Mediterranean  
(NLM Classification: WF 300)

**Note:** All participants in this publication gave permission for their photographs to be used. Names of participants have been changed. WHO gratefully acknowledges the contribution of the participants in this publication.

© World Health Organization 2009  
*All rights reserved.*

The designations employed and the presentation of the material in this publication do not imply the expression of any opinion whatsoever on the part of the World Health Organization concerning the legal status of any country, territory, city or area or of its authorities, or concerning the delimitation of its frontiers or boundaries. Dotted lines on maps represent approximate border lines for which there may not yet be full agreement.

The mention of specific companies or of certain manufacturers' products does not imply that they are endorsed or recommended by the World Health Organization in preference to others of a similar nature that are not mentioned. Errors and omissions excepted, the names of proprietary products are distinguished by initial capital letters.

The World Health Organization does not warrant that the information contained in this publication is complete and correct and shall not be liable for any damages incurred as a result of its use.

Publications of the World Health Organization can be obtained from Distribution and Sales, World Health Organization, Regional Office for the Eastern Mediterranean, PO Box 7608, Nasr City, Cairo 11371, Egypt; tel: +202 2670 2535, fax: +202 2670 2492; email: DSA@emro.who.int. Requests for permission to reproduce WHO EMRO publications, in part or in whole, or to translate them – whether for sale or for noncommercial distribution – should be addressed to the Coordinator, Knowledge and Management and Sharing, at the above address; email: HIT@emro.who.int.

**Photographic acknowledgements**

Title Ricardo Venturi; all other photographs by Hammad Darwish.

**Concept, design and printing by**

Design Frame Corp. [www.designframe.net](http://www.designframe.net)

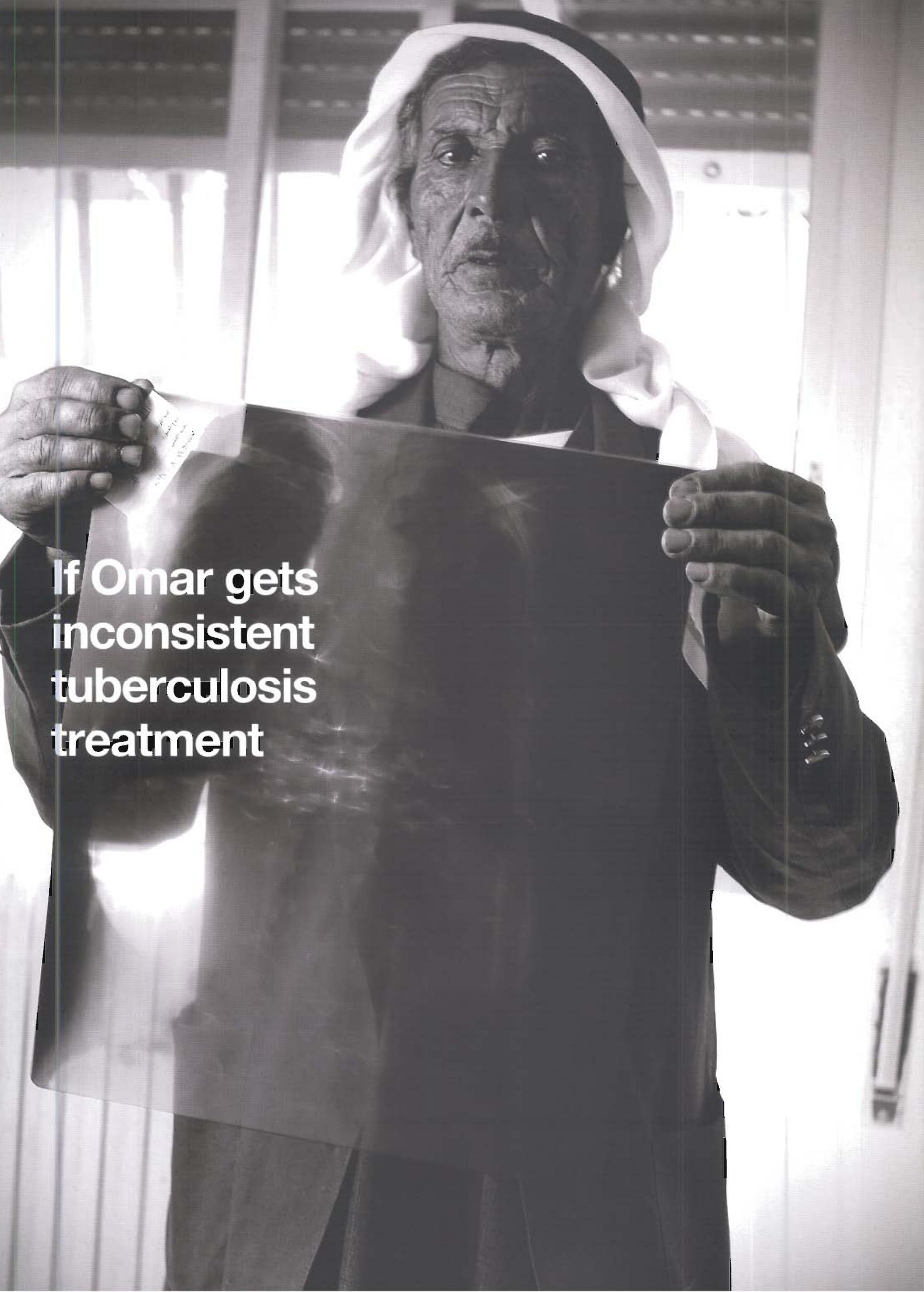
**Endangering**  
**LIVES**  
**Tuberculosis and mutation**

**WHO calls on the national programmes for tuberculosis control, donors and financing institutions, civil society, media and communities to join hands in the intensifying fight against tuberculosis and its drug-resistant forms—MDR- and XDR-tuberculosis.**

**Have you ever wondered why tuberculosis is  
infecting people with a deadly new form?**

Tuberculosis kills more than 110 000 people a year in WHO's Eastern Mediterranean Region: Afghanistan, Bahrain, Djibouti, Egypt, Islamic Republic of Iran, Iraq, Jordan, Kuwait, Lebanon, Libyan Arab Jamahiriya, Morocco, Oman, Pakistan, occupied Palestinian territory, Qatar, Saudi Arabia, Somalia, Sudan, Syrian Arab Republic, Tunisia, United Arab Emirates and Yemen.





**If Omar gets  
inconsistent  
tuberculosis  
treatment**





**If Taha and  
Mohammed  
take the wrong  
medication**

**If Doha does not  
receive her anti-  
tuberculosis drug  
supplies on time**

Tuberculosis can mutate into

**MDR**



Multidrug-resistant TB (MDR-TB) is a form of tuberculosis that does not respond to the standard 6-month treatment using first line-drugs. It can take 2 years to treat MDR-TB with drugs that are more toxic, and 100 times more expensive. If the drugs to treat MDR-TB are mismanaged, further resistance can occur

# MDR-TB

**Multidrug-resistant tuberculosis**

**MDR-TB...**

**is much more difficult to treat**  
**is much more expensive to treat**  
**and takes much longer to treat**  
**and cure**

**...than ordinary tuberculosis**

**MDR-TB  
patients can  
also infect  
others with this  
deadly form of  
the disease**









**MDR-TB  
has turned  
tuberculosis into  
a critical threat  
to the people of  
this Region...**

**If MDR-TB is not taken care of, it will mutate into XDR-TB, which is even more deadly than MDR-TB**

**XDR**



Extensively drug-resistant tuberculosis (XDR-TB) is a form of tuberculosis caused by bacteria that are resistant to all the most effective drugs

# TB

**Extensively drug-resistant tuberculosis**



**MDR- and XDR-  
tuberculosis will  
jeopardize the  
efforts we have  
made in saving  
people from  
tuberculosis so far**

**MDR- and XDR-tuberculosis are highly infectious and most of the drugs available are not entirely effective**








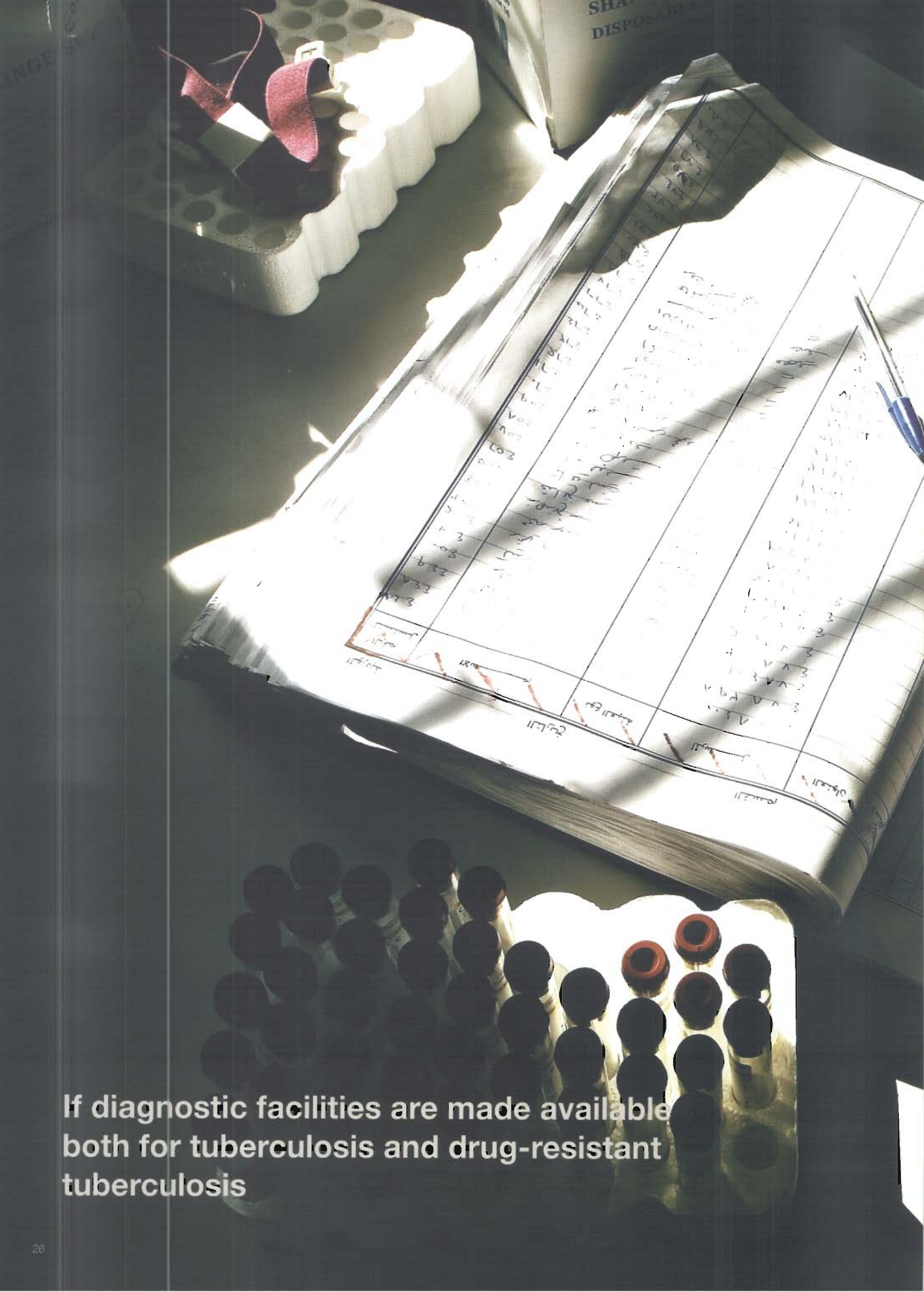
**All of this can  
be avoided...**

**If patients like Omar get early diagnosis and treatment, and take their medication regularly**

**If patients like Taha and Mohammad complete their treatment**



**If health providers like  
Doha receive their anti-  
tuberculosis drug supplies  
on time**



If diagnostic facilities are made available both for tuberculosis and drug-resistant tuberculosis






**If patients are aware of the need to attend a health centre regularly for diagnosis and treatment**



**Then, this  
unnecessary  
suffering could  
be stopped**






**Let's put  
an end to it**







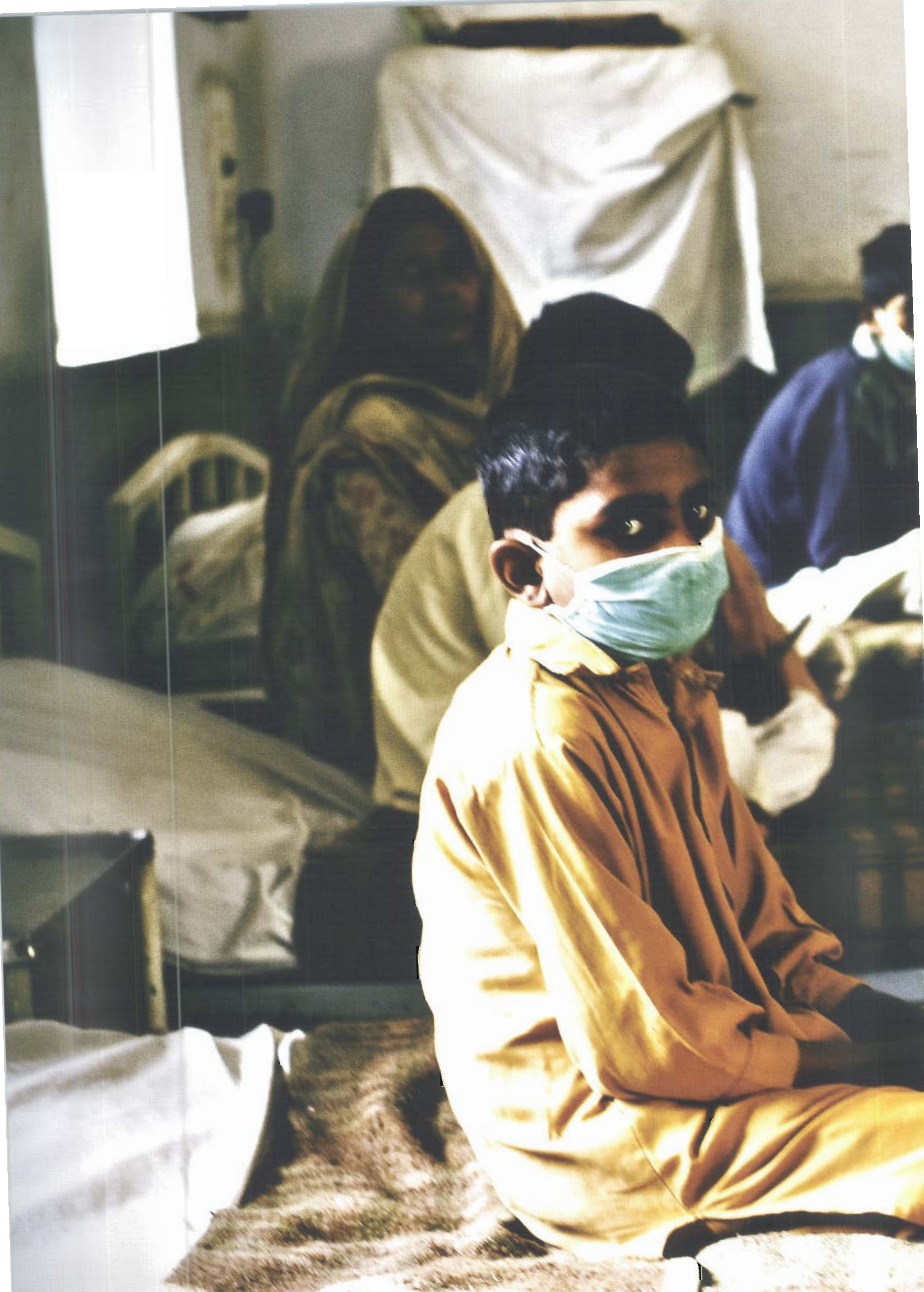


A photograph of a concrete structure, possibly a bridge or a walkway, with a white pillar. The sky is a clear, deep blue. The foreground shows a dirt path with sparse, dry vegetation. The overall scene is bright and clear.

# Let's join hands to face the challenge and save lives

We need to increase political commitment for control of tuberculosis. We need to ensure sustained financing. The capacity of the national tuberculosis programmes to strengthen drug-resistant tuberculosis care needs to be enhanced immediately.

**ACT NOW...**





# Every contribution counts

We need development partners to come forward and provide financial support in order to help poor communities in this fight.





A photograph of three young children in a rustic, possibly rural, setting. The children are smiling and looking towards the camera. They are positioned in front of a wall made of mud and stone, with a piece of burlap fabric hanging on the left. The lighting is warm and natural, suggesting an outdoor or semi-outdoor environment. The overall mood is positive and hopeful.

# Spread the story... Stop the disease.

All of us should promote and support tuberculosis and drug-resistant tuberculosis care by creating awareness and larger societal commitment.





Tube

Activator

LOT 070957

2009-03

be

ator

LOT 070957

2009-03

in Tube

Activator

LOT 070957

2009-03

IVD STERILE A



