

In the WHO Eastern Mediterranean Region, influenza activity continues to increase in the month of December in many countries reporting data to FluNet and EMFLU namely, Afghanistan, Bahrain, Egypt, Iran (Islamic Republic of), Iraq, Jordan, Kuwait, Lebanon, Morocco, occupied Palestinian territory (oPt), Oman, Qatar, Saudi Arabia, Sudan, Syrian Arab Republic and Tunisia.

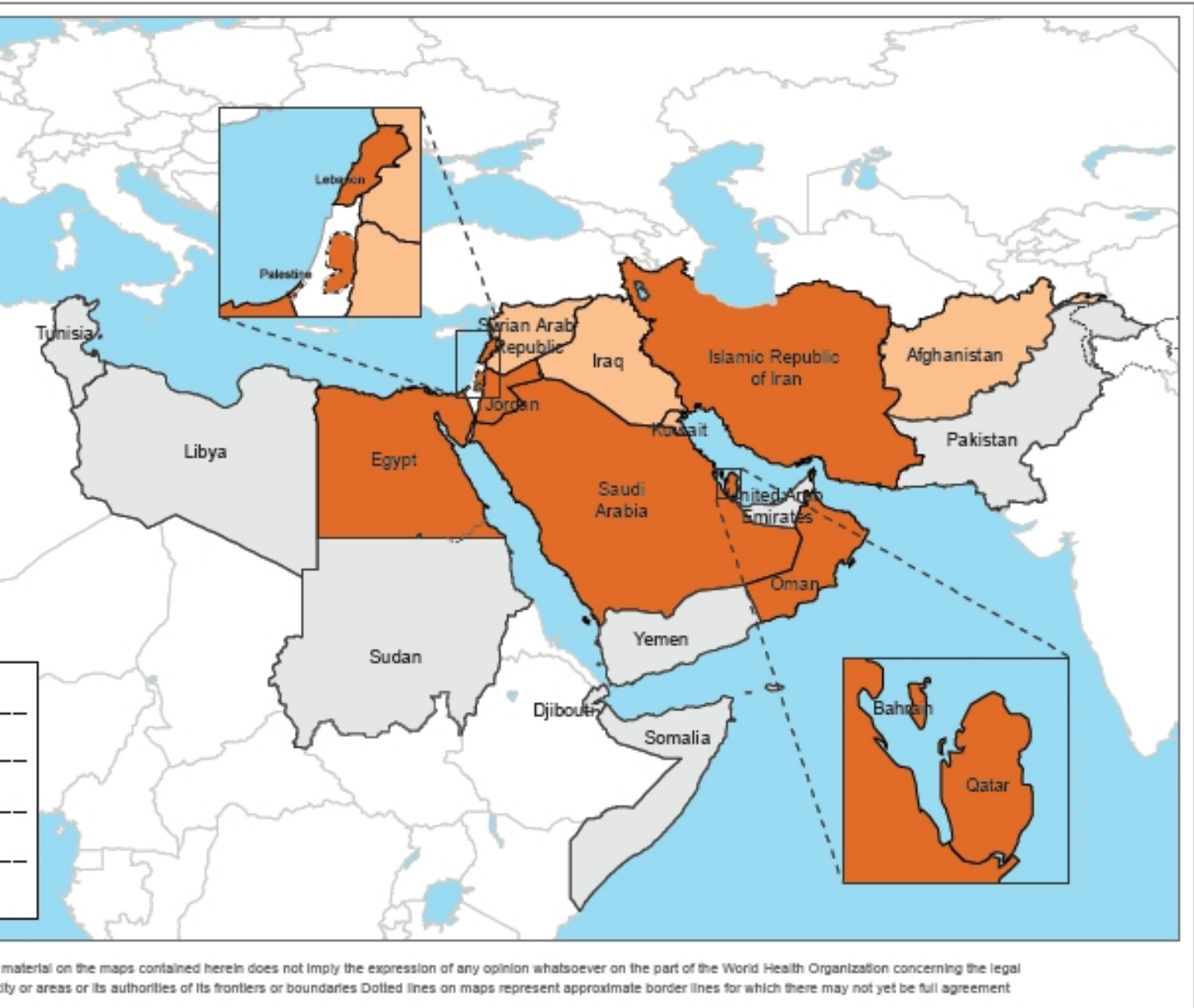


Fig. 1. Influenza geographic spread in Eastern Mediterranean Region, December 2018

Influenza activity by subtype

• In December 2018, no new cases of human influenza A(H5N1) were reported in Egypt.

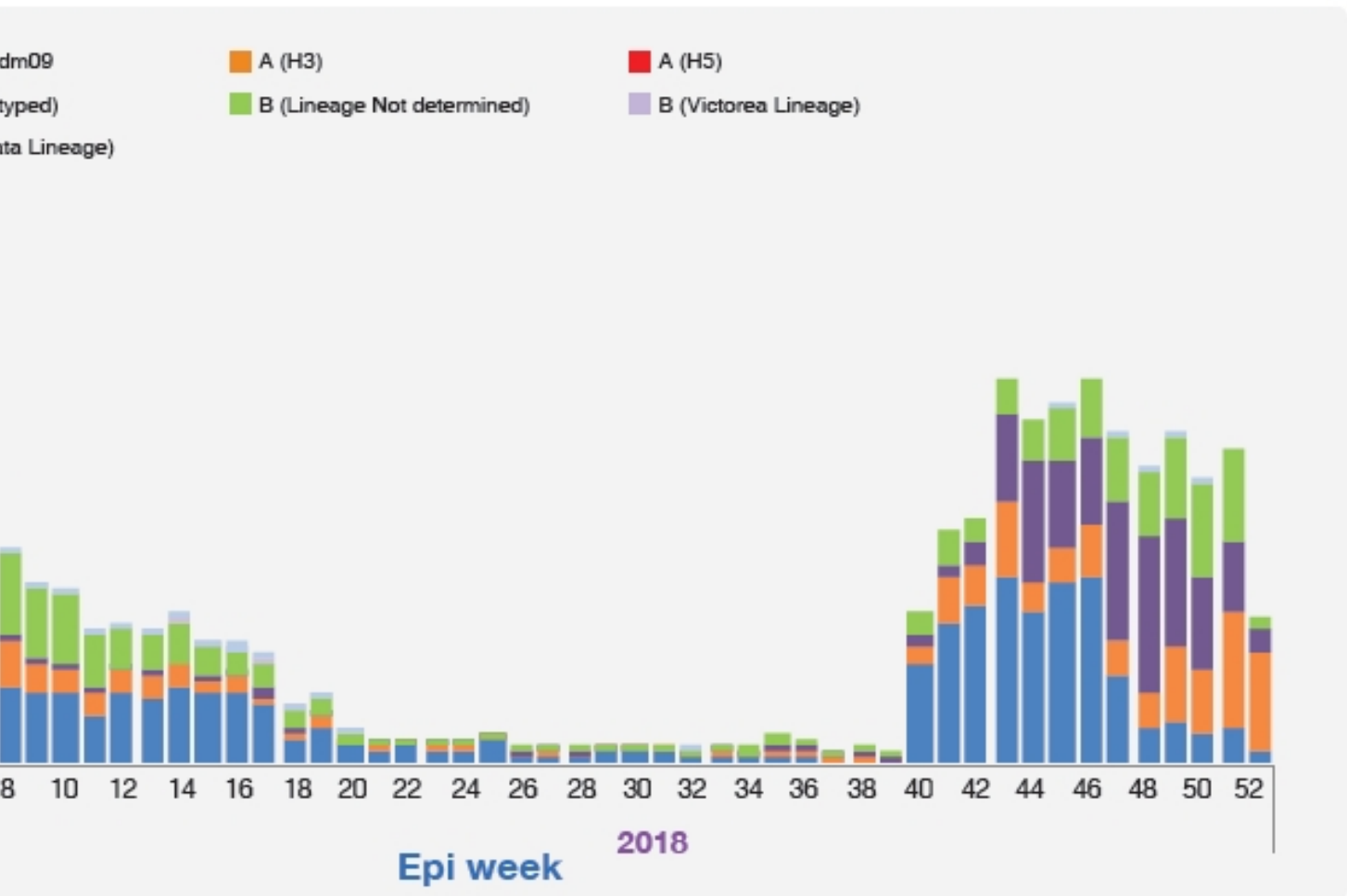
• In the northern Africa influenza transmission zone, A(H3) virus was detected predominantly in Egypt, while Morocco reported increase of activity with Influenza types A and B viruses co circulated.

• In the western Asia influenza transmission zone, Bahrain, Oman, Qatar and Saudi Arabia reported co-circulation of all seasonal influenza viruses, while in Kuwait only influenza B virus was detected. Jordan, Lebanon and oPt reported co circulation of A(H1N1)pdm09 and A(H3N2) while Iraq reported circulation of sporadic cases of the influenza A(H1N1)pdm09.

• In southern Asia transmission zone, Iran (Islamic Republic of) continued reporting circulation of all seasonal influenza viruses with A(H3N2) predominated , while Afghanistan reported sporadic co circulation of influenza types A and B viruses

[Source of transmission zones](#)

Positive cases of influenza by subtype, Epi week 52/2017–2018



EMFLU and FluNet Source:

Circulating influenza viruses by subtype

- During December 2018, national influenza centres and influenza laboratories in the Region tested a total of 12245 specimens for influenza viruses of which 2744 tested positive (22%).

- The average percentage of positivity rates is 22%, with highest positivity rate recorded in Bahrain, Oman Qatar and oPt.

- Of the viruses tested; 2039 (74%) were influenza A viruses, including 315 (11%) influenza A(H1N1)pdm09 virus and 919 (34%) were influenza A(H3) virus. Influenza B (Lineage Not determined) virus accounted for 705 (26%) (Figure 3).

g influenza viruses in the EMR by subtype, Epi week 48-52, 2018

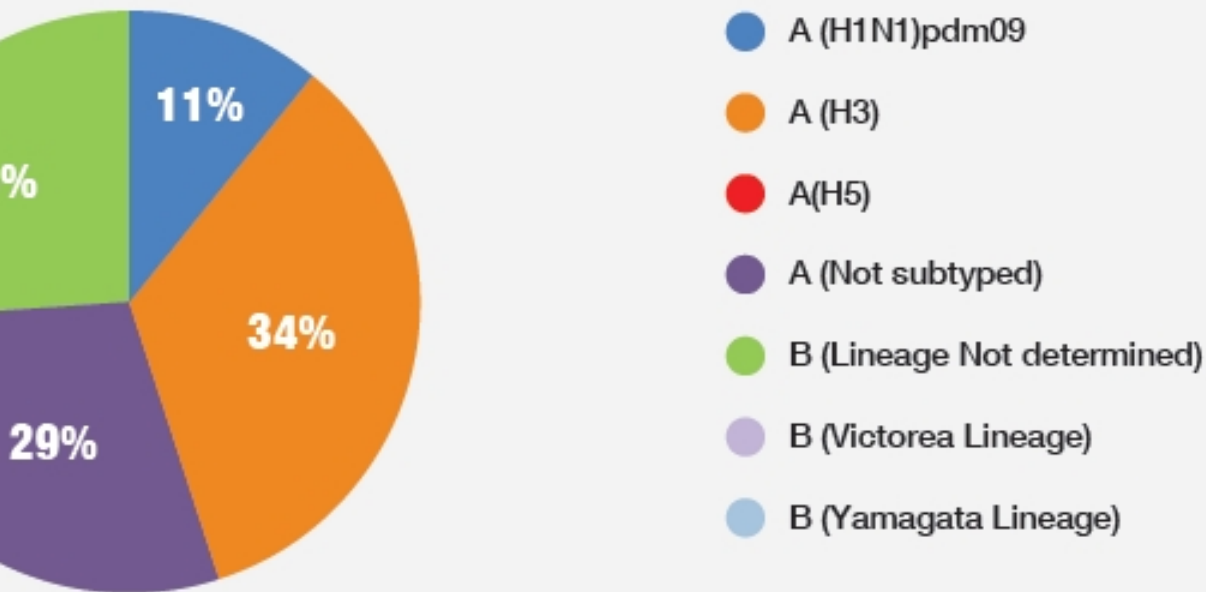


Fig. 3. Circulating influenza viruses in the Region by subtype, Epi week 44-52, 2018

[Related link](#)[Influenza monthly update, December 2018](#)

Thursday 9th of May 2024 02:47:08 AM