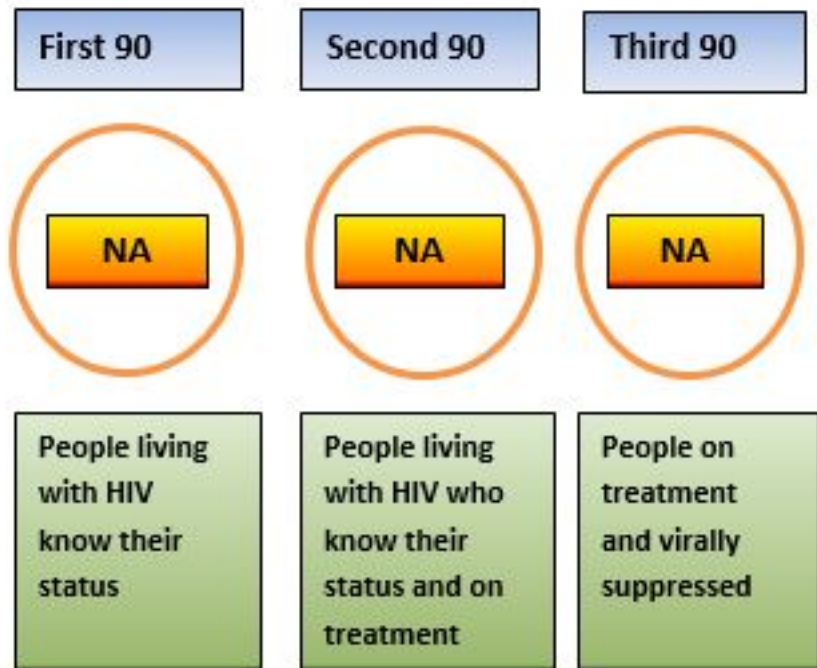
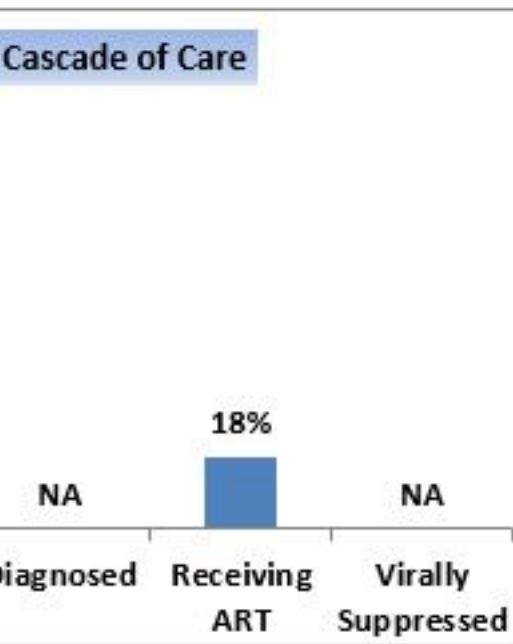


Sociodemographic data

- Maternal mortality per 100 000 live births:385 -
- Life expectancy at birth (years): 64 -
- Total fertility rate (births per woman): 4.4 -
- GNI per capita, PPP (current international US\$):2 720 -
- Health expenditure, total (% of GDP): 5.6 -
- Health expenditure per capita (current US\$):80 -
- Human Development Index Value: 0.48 -

HIV care cascade and progress towards 90-90-90



Epidemiological data (2016)

HIV estimates and case notification

Estimated

Reported

HIV prevalence in general population

People living with HIV (PLHIV)

9900 [5600 - 19 000]

2701

New infections

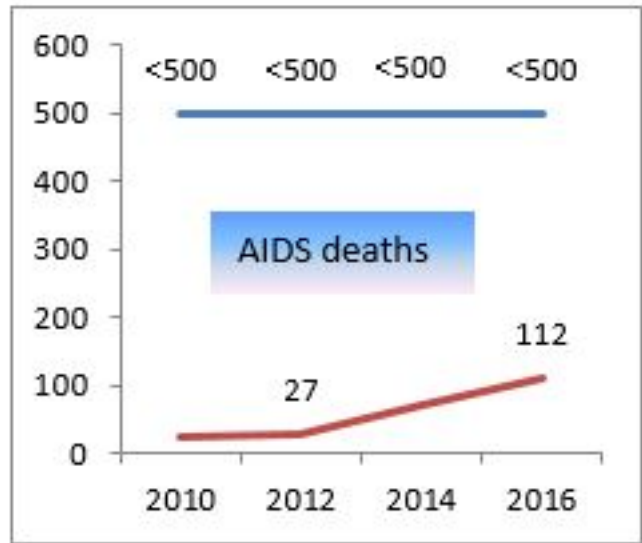
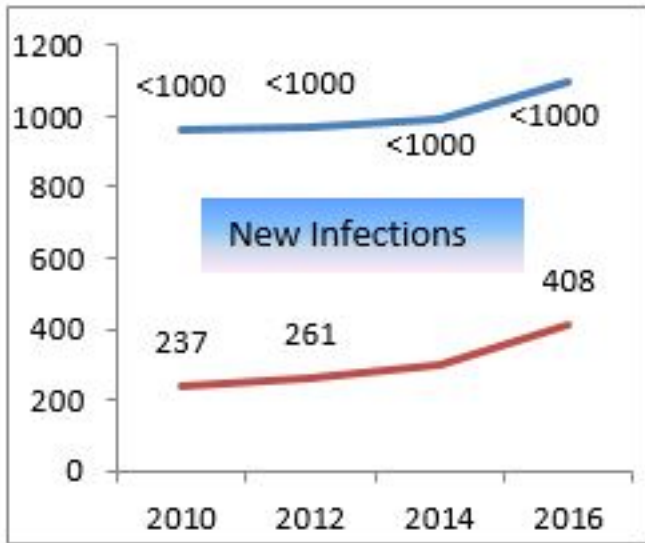
[<500 - 2600]	1100
---------------	------

408

AIDS-related deaths

<500 [ $<200$  -  $<1000$ ]

112



**HIV in specific populations**

[Empty box]

Survey data

[Empty box]

Size estimate

Routine testing and VCT data

Key populations

[ ]

[ ]

[ ]

No tested

HIV+ cases (%)

Sex Workers (SW)

[ ]

[ ]

59,934 (2010)

[ ]

[ ]

**Men having Sex with Men (MSM)**

5.5% (2011)





44,320 (2010)

223(2012)

5.8%

**People who inject drugs (PWIDs)**



[ ]

**Prisoners**

[ ]

[ ]

[ ]

[ ]

[ ]

**Populations in health settings**

[ ]

[ ]

[ ]

[ ]

[ ]

**TB patients**

[ ]

[ ]

[ ]

**1,545(2016)**

**2.6%**

**Pregnant women**

**0.1% (2010) "done in 4 governorates"**

[ ]



[ ]

1,836(2011)

.05

Blood Donors

[ ]

[ ]

[ ]

12,131(2012)

.05%

Clients of testing services

[ ]

**Response**

**Policy implementation**

**Policy CD4 threshold adults and adolescents**

**Data not reported**

**Recommended initiation threshold  children**

**Data not reported**

**Policy of lifelong ART to pregnant & breastfeeding women**

**Data not reported**

**Implementation of lifelong ART to pregnant & breastfeeding women**

**Data not reported**

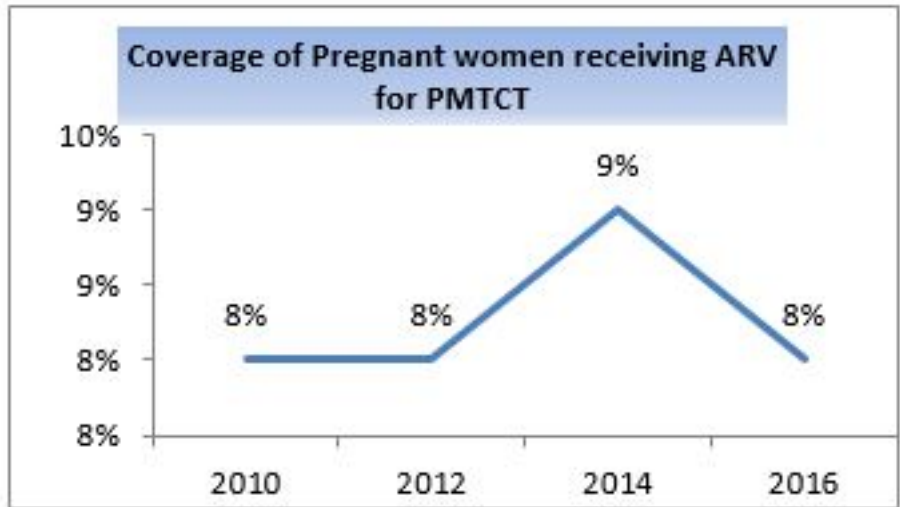
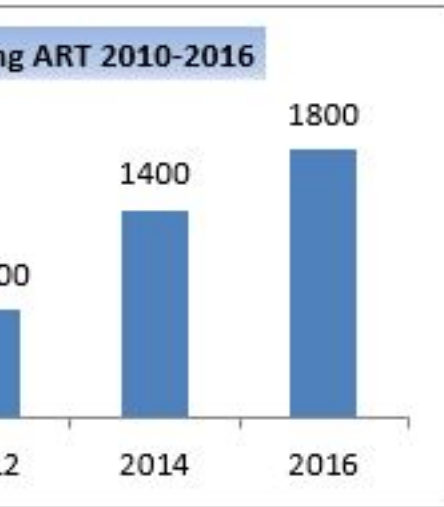
**Implementation of national policy on viral load monitoring**

**Data not reported**

**HIV testing coverage in key populations \***

**Data not available.**

**Antiretroviral therapy and PMTCT coverage**



References

<http://www.prb.org/pdf16/prb-wpds2016-web-2016.pdf>; (2) WHO.EMRO Regional Surveillance Data; (3) UNAIDS/WHO estimates 2016; (4) Global AIDS Monitoring (GAM)<sup>1</sup> 2016.

Thursday 2nd of May 2024 07:18:13 PM