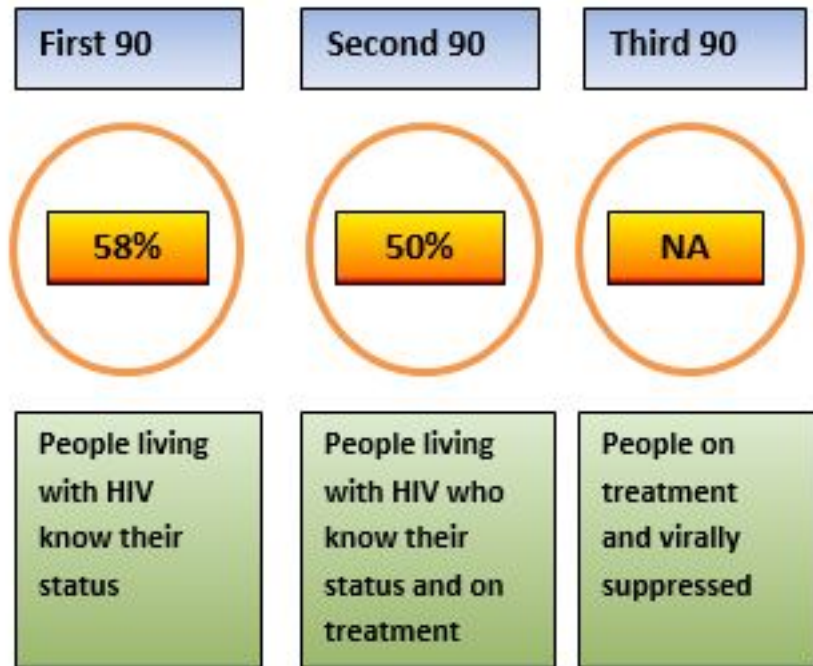
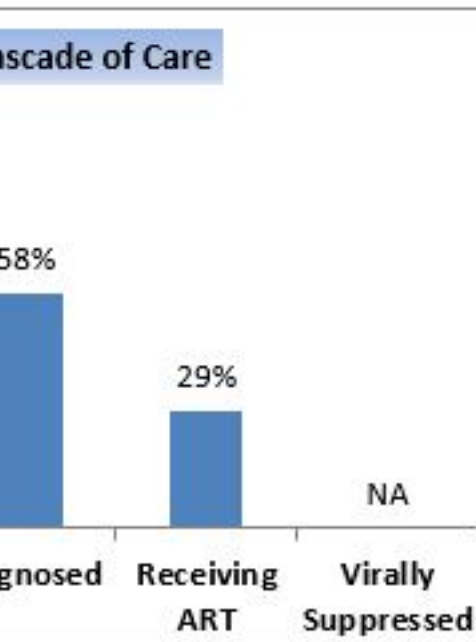


Sociodemographic data

- Total population (in millions) : 11.4 -
- Maternal mortality per 100 000 live births :62 -
- Life expectancy at birth (years) : 75 -
- Total fertility rate (births per woman) : 2.2 -
- GNI per capita, PPP (current international US\$) :11 100 -
- Health expenditure, total (% of GDP) : 7.0 -
- Health expenditure per capita (current US\$) : 305 -
- Human Development Index Value :0.73 -

HIV care cascade and progress towards 90-90-90



Epidemiological data (2016)

HIV estimates and case notification

Estimated

Reported

HIV prevalence in general population

<0.1

People Living with HIV (PLHIV)

2900 [2000 - 4000]

1719

New infections

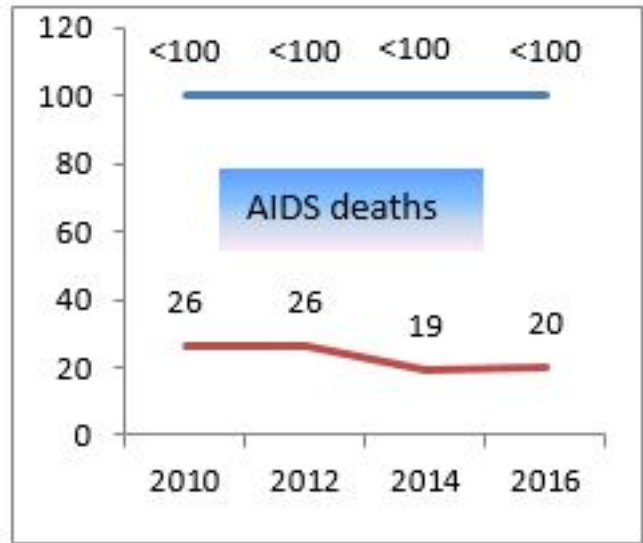
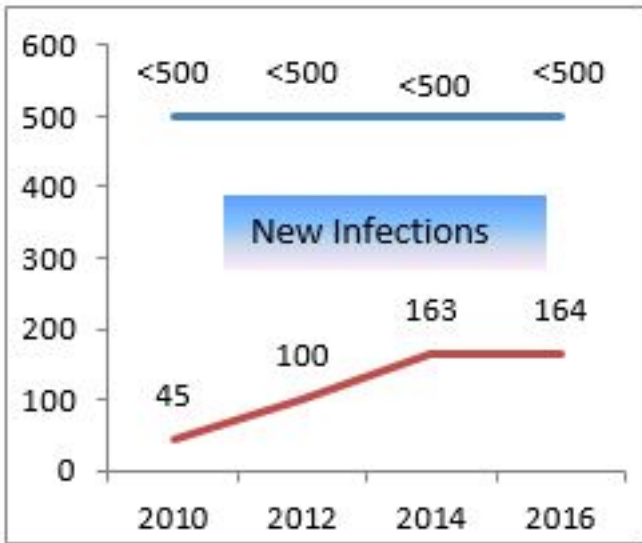
<500 [<200 - <1000]

164

AIDS related deaths

<100 [**<100** - <200]

20



HIV in specific populations

[Empty box]

Survey data

[Empty box]

Size estimate

Routine testing and VCT data

Key populations

No tested

HIV+ cases (%)

Sex Workers (SW)


0.9% (2014) (TLS)

84

.04%


Men having Sex with Men (MSM)

9.1% (2014) (TLS)




175

.5%



People who inject drugs (PWIDs)

2.7% (2011) (RDS)



190



3.6%

Prisoners

1,439 (2015)

0.1%

Populations in health settings

[]

[]

TB patients

[]

[]

[]

2560(2015)

0%

Pregnant women

[]

[]

[Empty box]

11,294

0%

Blood Donors

[Empty box]

[Empty box]

[Empty box]

206,740

.02%

Clients of testing services

[Empty box]

Response

Policy implementation

Treatment initiation threshold adults and adolescents

≤500 CD4 cells/mm³

Implementation of Treat All adults and adolescents

0

Data not reported

Treatment initiation threshold children

0

Treat All, with an age cut-off <1 year

Implementation of lifelong ART to pregnant & breastfeeding women

Implemented in a small number (<50%) of MCH sites

Implementation of national policy on viral load monitoring

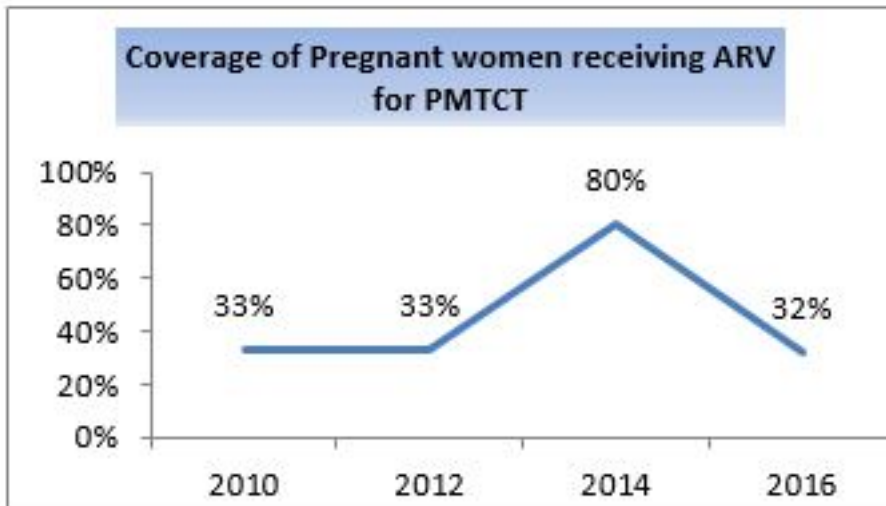
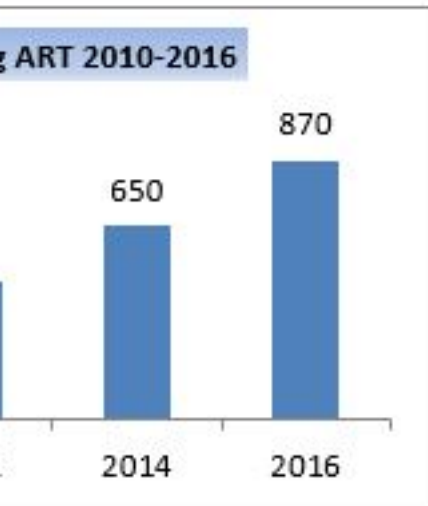
0

Fully implemented

HIV testing coverage in key populations *

Data not available

Antiretroviral therapy and PMTCT coverage



References

(1) <http://www.prb.org/pdf16/prb-wpds2016-web-2016.pdf>; (2) WHO.EMRO Regional Surveillance Data; (3) UNAIDS/WHO estimates 2016; (4) Global AIDS Monitoring (GAM) 2016.

Friday 3rd of May 2024 04:56:32 PM