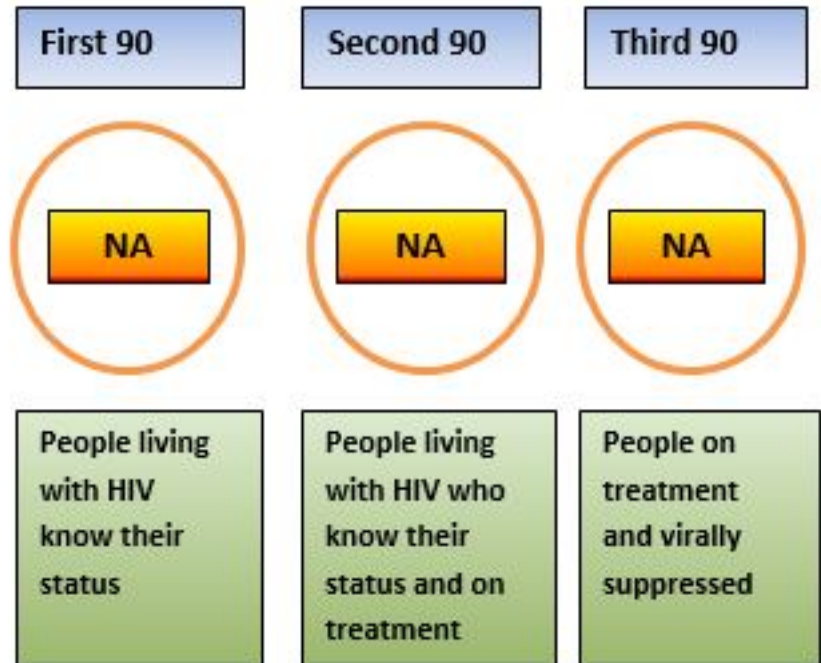
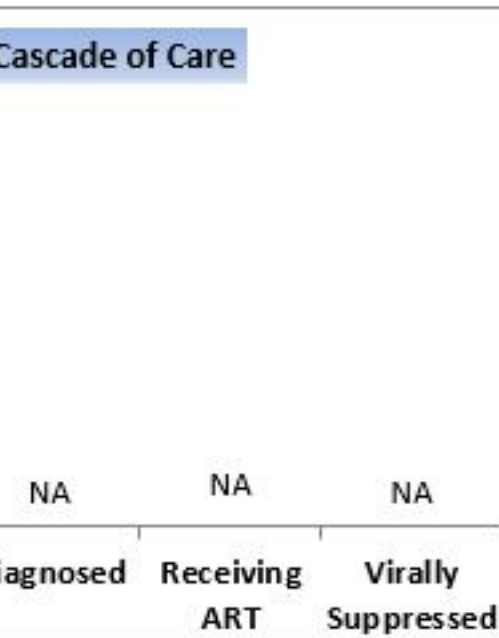


Sociodemographic data

- Total population (in millions) □ 18.6 -
- Maternal mortality per 100 000 live births □ :68 -
- Life expectancy at birth (years) □ : 70 -
- Total fertility rate (births per woman) □ : 3.0 -
- GNI per capita, PPP (current international US\$) -
- Health expenditure, total (% of GDP) □ : 3.3 -
- Health expenditure per capita (current US\$) □ : 66 -
- Human Development Index Value: 0.54 -

HIV care cascade and progress towards 90-90-90



Epidemiological data (2016)

HIV estimates and case notification

Estimated

Reported

HIV prevalence in general population

NA

People Living with HIV (PLHIV)

NA

640

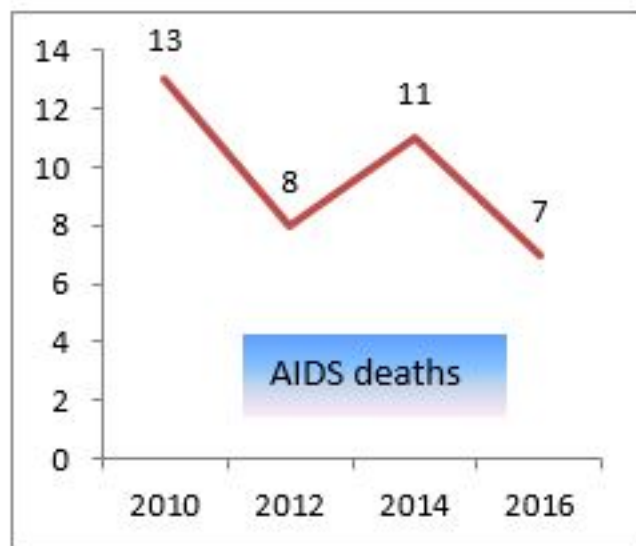
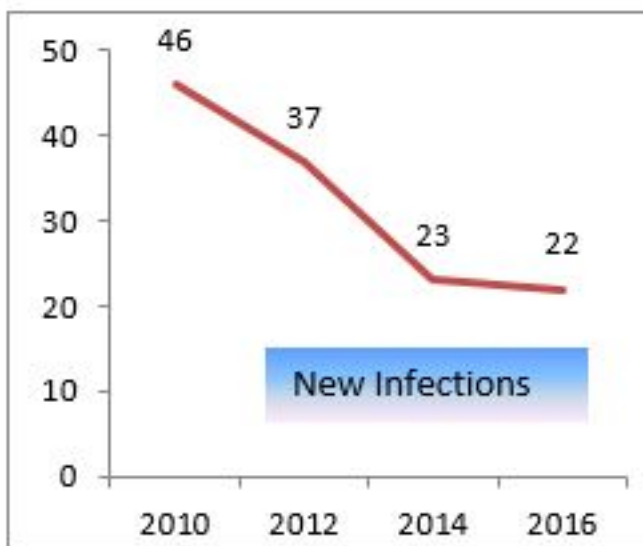
New infections

NA

22

AIDS related deaths

NA



HIV in specific populations

[Empty box]

Survey data

[Empty box]

Size estimate

Routine testing and VCT data

Key populations

No community-based HIV surveillance

[Empty box]

[Empty box]

No tested

416

HIV+ cases (%)

0%

Sex workers (SW)

Men having sex with men (MSM)

10 000 (2013)

People who inject drugs (PWIDs)



10 000 (2013)

Prisoners


84% 0%

Populations in health settings

TB patients



Pregnant women



Blood donors

195 549

0%

Clients of testing services

Response

Policy implementation

Implementation of national policy on HIV self-testing (HIVST)

Unknown

Policy CD4 threshold adults and adolescents

Treat all

Implementation of Treat All adults and adolescents

Implemented in few (<50%) treatment="" sites="" span="">

Recommended initiation threshold children

Treat All regardless of age

Implementation of lifelong ART to pregnant & breastfeeding women

Implemented countrywide

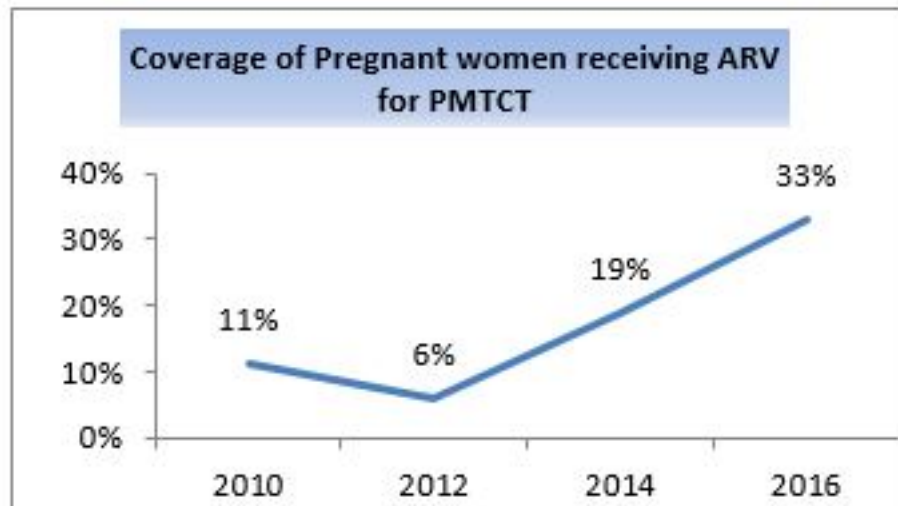
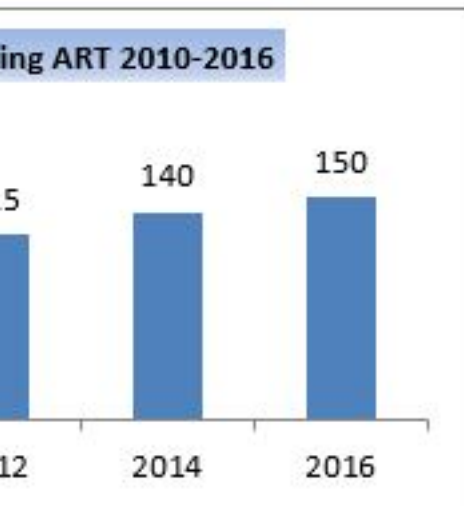
Implementation of national policy on viral load monitoring


Fullyimplemented

HIV testing coverage in key populations *

Data not available.

Antiretroviral therapy and PMTCT coverage



References 

(1) <http://www.prb.org/pdf16/prb-wpds2016-web-2016.pdf>; (2) WHO.EMRO Regional Surveillance Data; (3) UNAIDS/WHO estimates 2016; (4) Global AIDS Monitoring (GAM) 2016.

Monday 6th of May 2024 05:43:01 AM