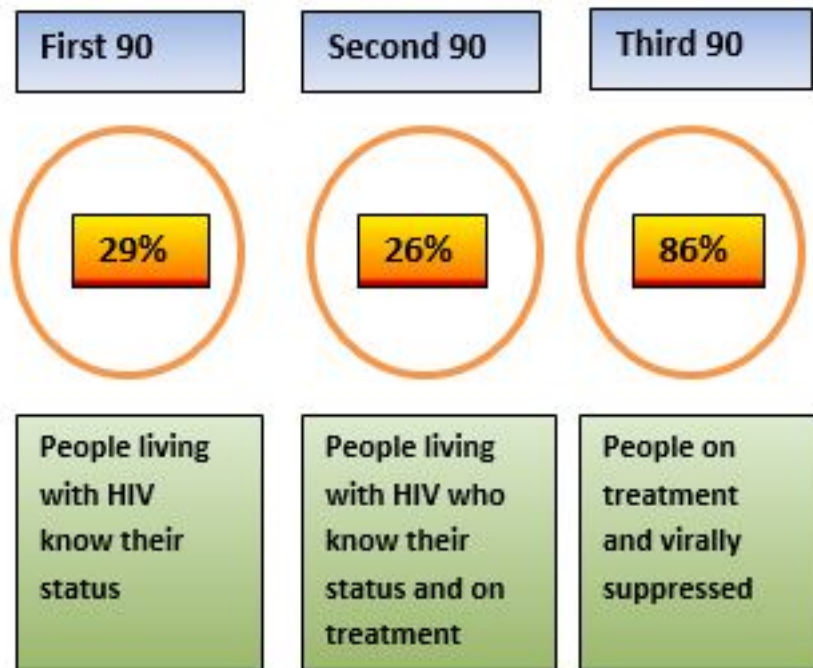
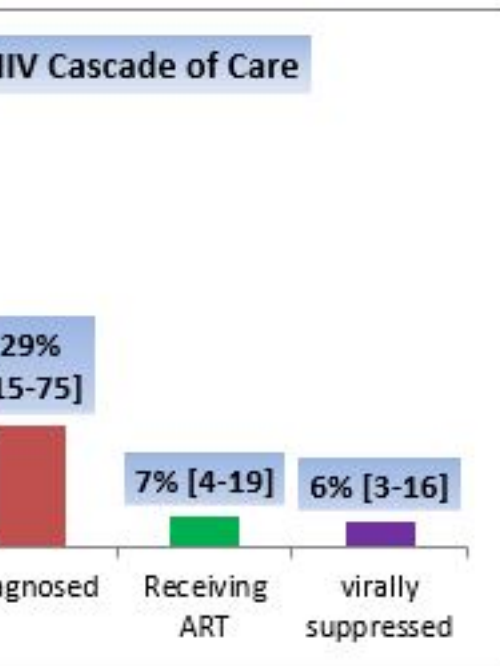


Sociodemographic data

- Population: 4.6 m -
- Life expectancy at birth (years): 73.1 -
- Births per 1000 population: □ -
- Deaths, female per 1000 population: 98 -
- Deaths, male per 1000 population: 143 -
- Infant mortality rate (per 1000 live births): 18 -
- HDI value: 0.684 -
- GNI (per capita): 3230 -

HIV care cascade and progress towards 90-90-90



Epidemiological data (2016)

HIV estimates and case notification

Estimated

Reported

HIV prevalence in general population

NA

People living with HIV (PLHIV)

NA

43

New infections

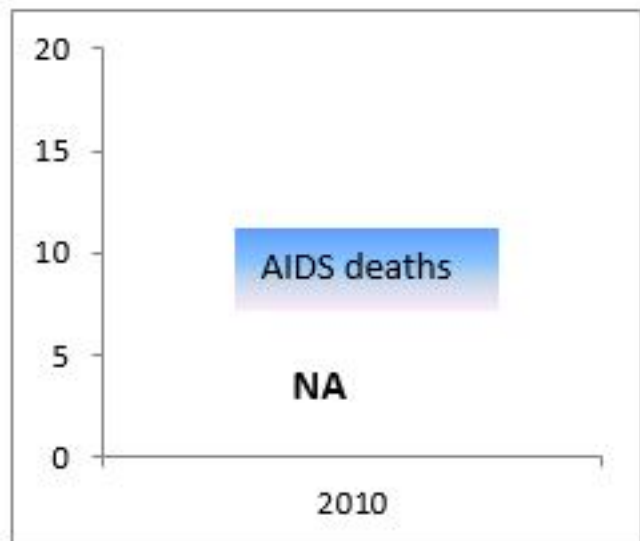
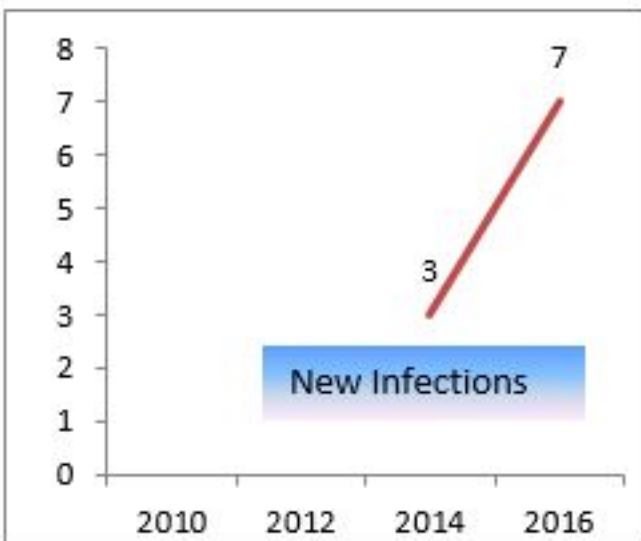
NA

7

AIDS-related deaths

NA

1



HIV in specific populations


Sex Workers (SW)

Men having Sex with Men (MSM)



People who inject drugs (PWIDs)



5000 (2012)



Prisoners



Populations in health settings



[Empty box]

[Empty box]

[Empty box]

TB patients

[Empty box]

[Empty box]

45

0%

Pregnant women

[Empty box]

[Empty box]

Blood Donors

Clients of testing services

[Empty box]

Response

Policy implementation

[Empty box]

[Empty box]

Policy CD4 threshold adults and adolescents

Data [] not available

Recommended initiation threshold [] children

Policy of lifelong ART to pregnant & breastfeeding women

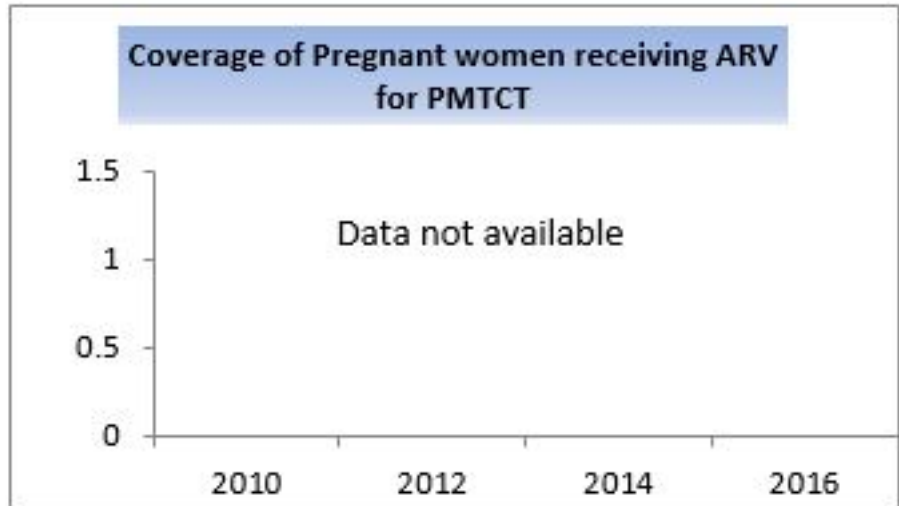
Implementation of lifelong ART to pregnant & breastfeeding women

Implementation of national policy on viral load monitoring

HIV testing coverage in key populations *

Data not available.

Antiretroviral therapy and PMTCT coverage



References

- (1) <http://www.prb.org/pdf16/prb-wpds2016-web-2016.pdf>; (2) WHO.EMRO Regional Surveillance Data; (3) UNAIDS/WHO estimates 2016; (4) Global AIDS Monitoring (GAM) 2016.

Monday 6th of May 2024 11:44:55 PM