

**Epidemic estimates**

□

2020

**Adult (15 to 49) HIV prevalence**

No data

**Adults and children living with HIV**

No data

**New HIV infections**

No data

**AIDS-related deaths**

No data

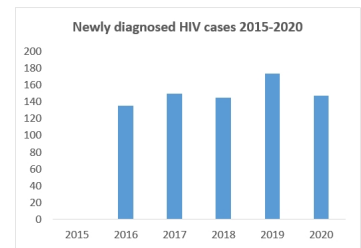
### Epidemic transition

Percentage change in new HIV infections since 2010

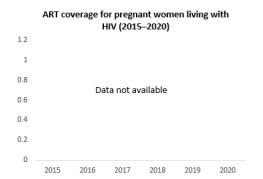
NA

Percentage change in AIDS-related deaths since 2010

NA



Elimination of mother-to-child transmission



Data on key populations

□

Sex workers

**Gay men and other men who have sex with men**

**People who inject drugs**

**Estimated size of population**

-

-

-

**HIV prevalence**

-


-

-

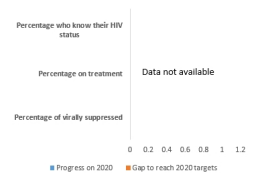
**Know their HIV status**

-  
-  
-  
-  
-  
-

**Antiretroviral therapy coverage**



**HIV cascade of care 2020**



Wednesday 15th of May 2024 02:11:19 AM