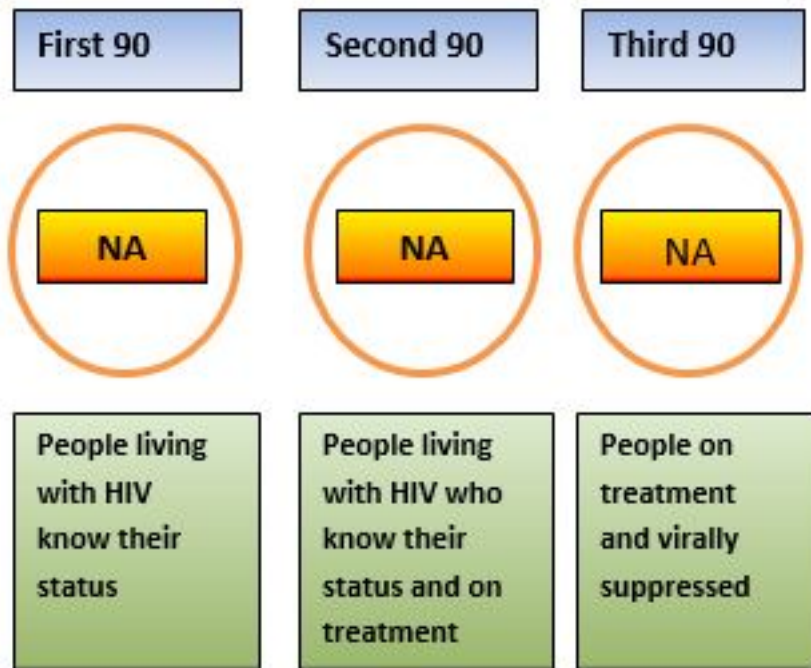
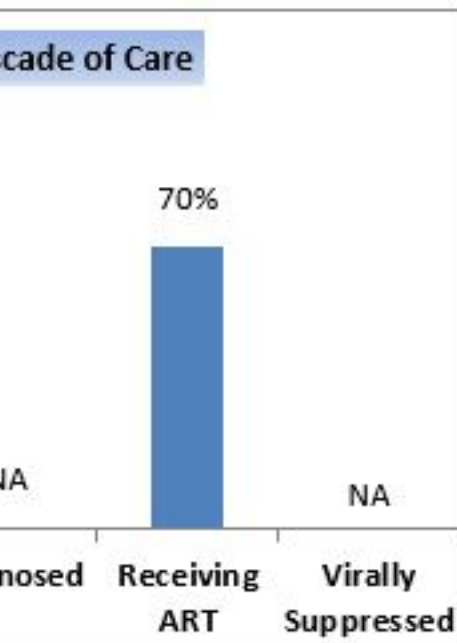


Sociodemographic data

- Population: 4.5 m; % urban: 77.6 -
- Adult mortality rate, female per 1000 population: 70 -
- Adult mortality rate, male per 1000 population: 111 -
- Life expectancy at birth, total (years): 77 -
- Infant mortality rate (per 1,000 live births): 9.9 -
- HDI rank: 0.79 -
- GDP (current US\$): 66.2 billion -

HIV care cascade and progress towards 90-90-90



Epidemiological data (2016)

HIV estimates and case notification

Estimated

Reported

HIV prevalence in general population

NA

People living with HIV (PLHIV)

NA

1684

New infections

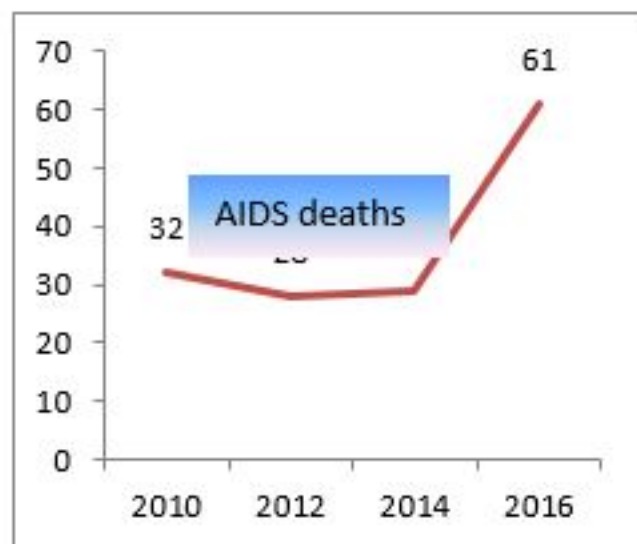
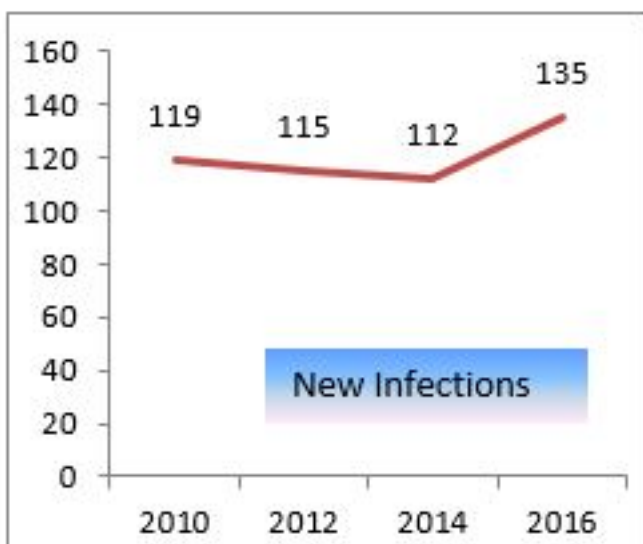
NA

135

AIDS-related deaths

NA

61



HIV in specific populations

Sex workers (SW)

Men having sex with men (MSM)

People who inject drugs (PWIDs)

Prisoners

□

3025

0.3%

Populations in health settings

□

□

□

[]

[]

TB patients

[]

[]

[]

186

6.5%

Pregnant women

[]

[]

[]

91 058

0.04%

Blood Donors

[]

[]

[]

Clients of testing services

[]

Response
Policy implementation

Recommended initiation threshold

Policy of lifelong ART to pregnant & breastfeeding women

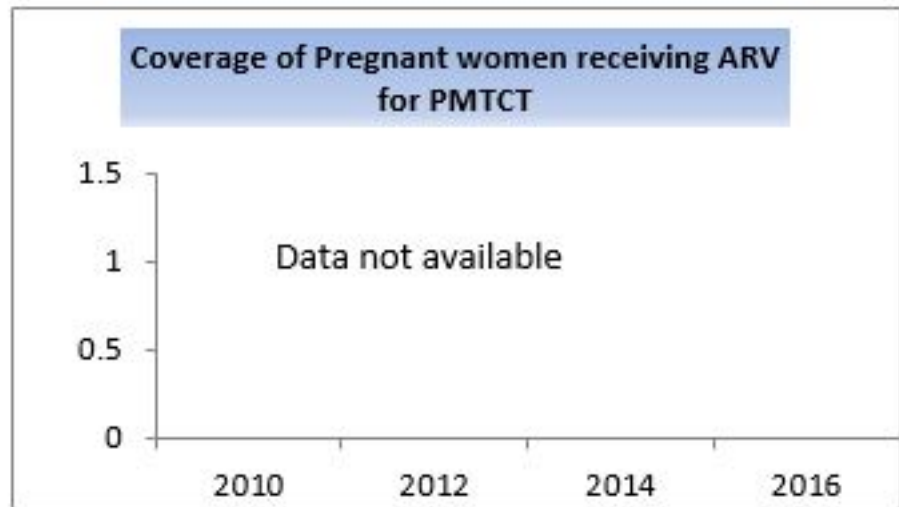
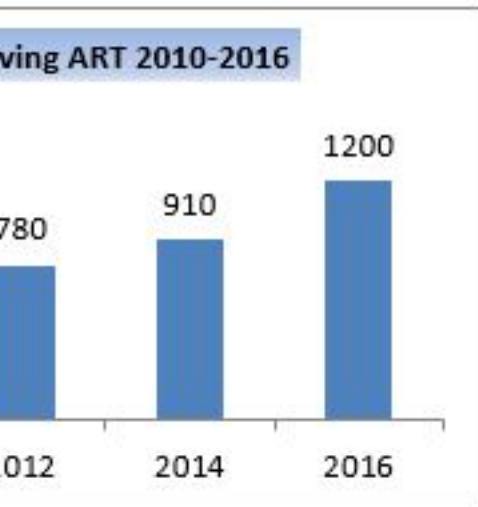
Implementation of lifelong ART to pregnant & breastfeeding women

Implementation of national policy on viral load monitoring

HIV testing coverage in key populations *

Data not available

Antiretroviral therapy and PMTCT coverage



References

(1) <http://www.prb.org/pdf16/prb-wpds2016-web-2016.pdf>; (2) WHO.EMRO Regional Surveillance Data; (3) UNAIDS/WHO estimates 2016; (4) Global AIDS Monitoring (GAM) 2016.

Wednesday 1st of May 2024 12:31:07 AM