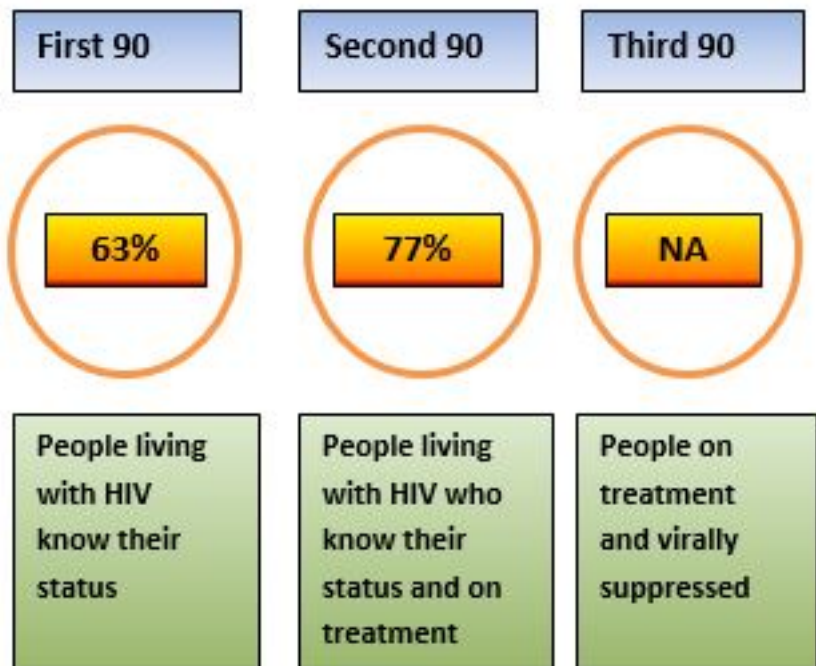
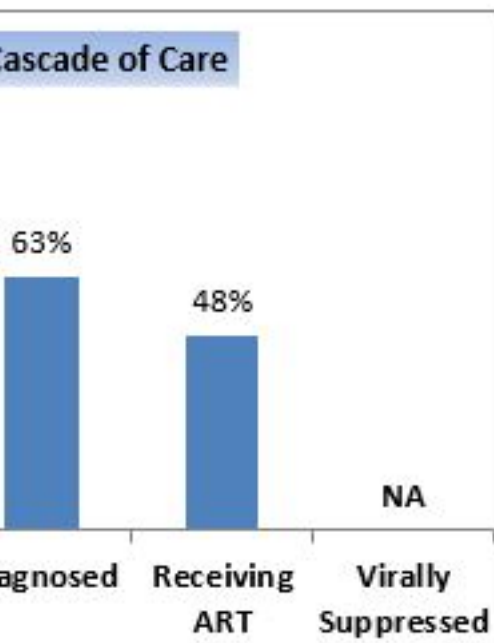


Sociodemographic data

- Total population (in millions) : 34.8 -
- Maternal mortality per 100 000 live births : 121 -
- Life expectancy at birth (years) : 74 -
- Total fertility rate (births per woman) : 2.6 -
- GNI per capita, PPP (current international US\$) : 7 690 -
- Health expenditure, total (% of GDP) : 5.9 -
- Health expenditure per capita (current US\$) : 190 -
- Human Development Index Value : 0.65 -

HIV care cascade and progress towards 90-90-90



Epidemiological data (2016)

HIV estimates and case notification

Estimated

Reported

HIV prevalence in general population

0.1

NA

People living with HIV (PLHIV)

22 000 [16 000 - 28 000]

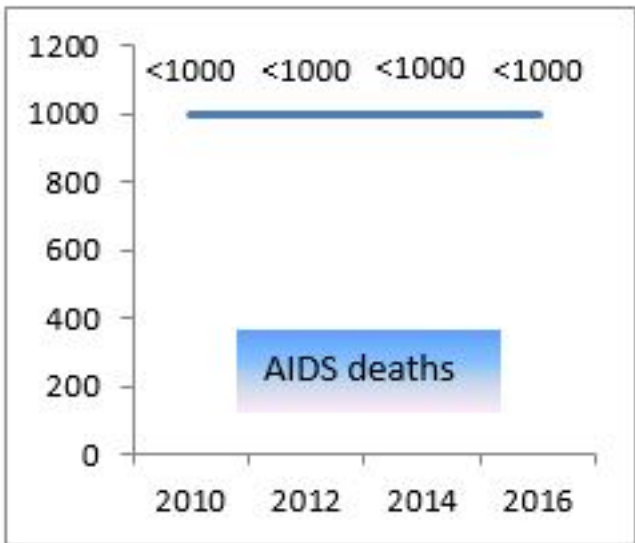
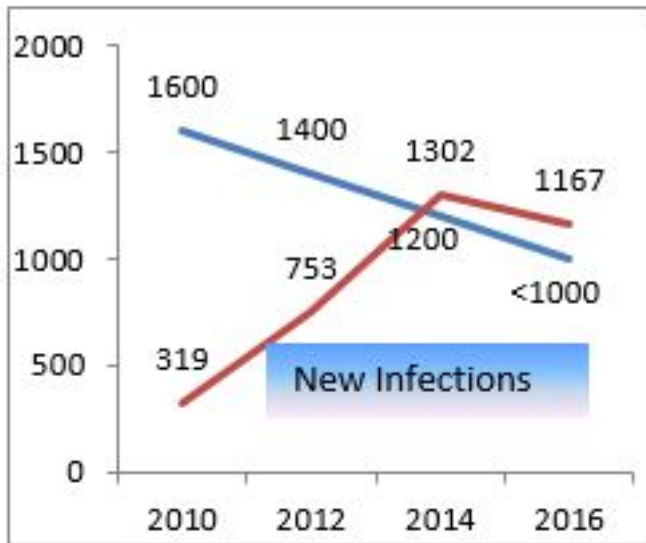
13 800

New infections

<1000 [<1000 - 1500]

AIDS related deaths

<1000 [$<500 - 1000$] NA



Estimated —
 Reported —

HIV in specific populations

[Empty box]

Survey data

[Empty box]

Size estimate

Routine testing and VCT data

Key populations

Prevalence

[Empty box]

[Empty box]

No tested

HIV+ cases (%)

Sex workers (SW)

0.4%-2.4% (6 cities, RDS)



75 000

24 565

181 (0.71%)

Men having sex with men (MSM)

3.2%-5.7% (4cities, RDS)



45 000

13 363

166 (1.24%)

People who inject drugs (PWIDs)

NA

1500

985

15 (1.53%)

Prisoners

78 000

9142

42 (0.46%)

Populations in health settings

TB patients

[Empty box]

16 513

104 (0.63%)

Pregnant women

[Empty box]

[Empty box]

[Empty box]

155 236

86 (0.06%)

Blood Donors

[Empty box]

□

□

128,167

Clients of testing services

□

□

□

26789

134 (0.5%)

Response

Policy implementation

□

Implementation of national policy on HIV self-testing (HIVST)

Policy on HIVST but still not implemented

Treatment initiation threshold adults and adolescents

Treat All regardless of CD4 count

Implementation of Treat All adults and adolescents

Implemented nationwide

Treatment initiation threshold children

Treat All regardless of age

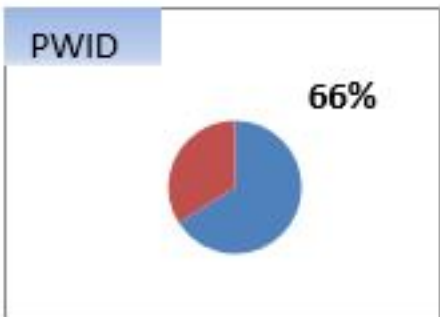
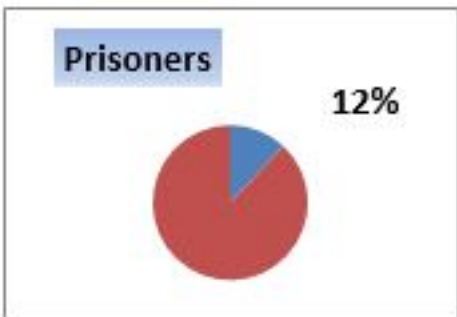
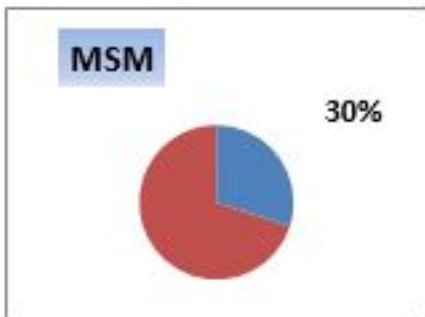
Implementation of lifelong ART to pregnant & breastfeeding women

Implemented countrywide

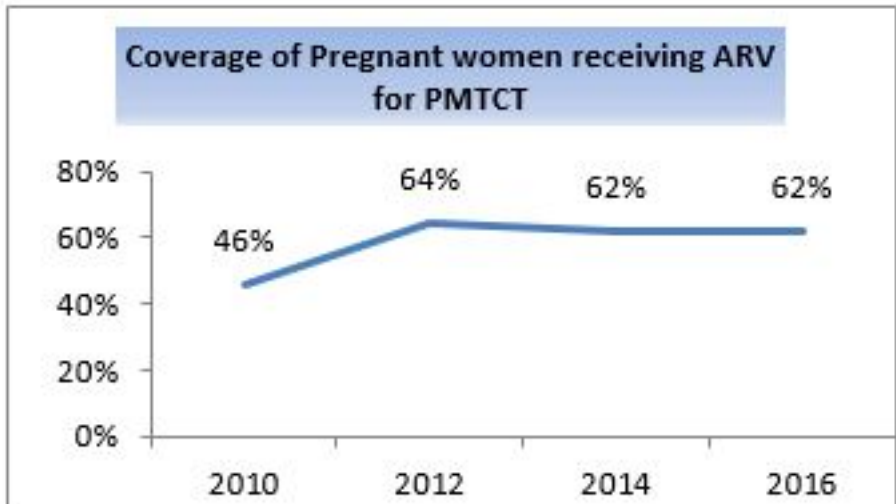
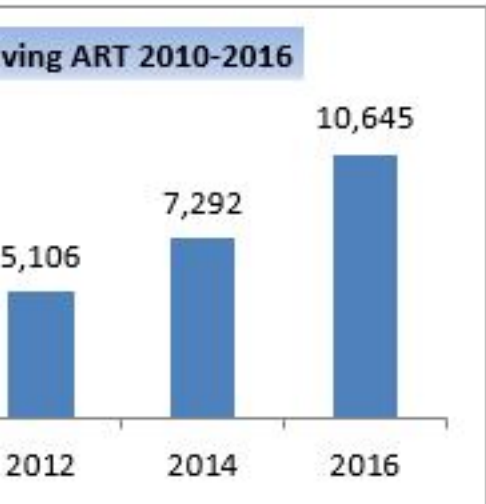
Implementation of national policy on viral load monitoring

Fully implemented

HIV testing coverage in key populations *



Antiretroviral therapy and PMTCT coverage



References

; (2) WHO.EMRO Regional Surveillance Data; (3) UNAIDS/WHO estimates 2016; (4) Global AIDS Monitoring <http://www.prb.org/pdf16/prb-wpds2016-web-2016.pdf> (1)
(GAM) 2016.

Thursday 2nd of May 2024 03:31:41 AM