

**Epidemic estimates**

2020

**Adult (15 to 49) HIV prevalence**

0.1 [0.1–0.1]

**Adults and children living with HIV**

6700 [6100–7400]

**New HIV infections**

&lt;500 [&lt;500–&lt;500]

**AIDS-related deaths**

&lt;100 [&lt;100–&lt;100]

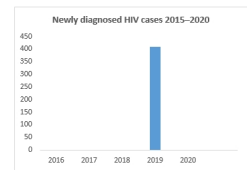
**Epidemic transition**

**Percentage change in new HIV infections since 2010**

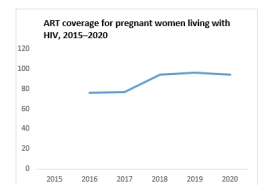
+1%

**Percentage change in AIDS-related deaths since 2010**

-15%



**Elimination of mother-to-child transmission**



**Data on key populations**

□

**Sex workers**

**Gay men and other men who have sex with men**

**People who inject drugs**

**Estimated size of population**

-

-

-

**HIV prevalence (%)**

-

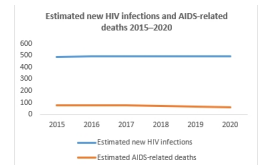
**3.1**

-

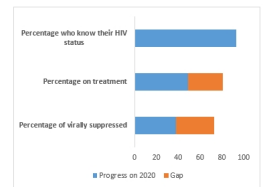
**Know their HIV status**

-

Antiretroviral therapy coverage



HIV cascade of care 2020



Wednesday 15th of May 2024 05:11:31 AM