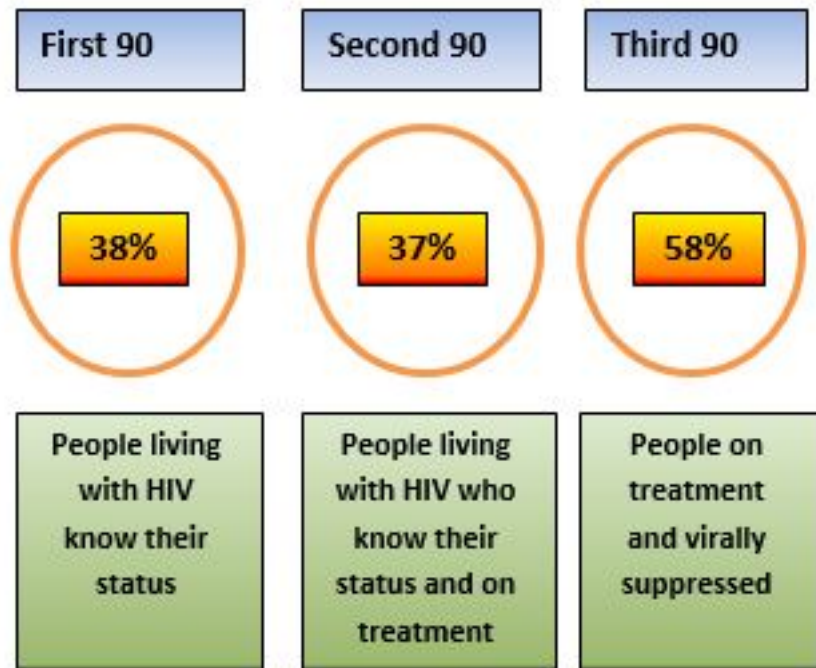
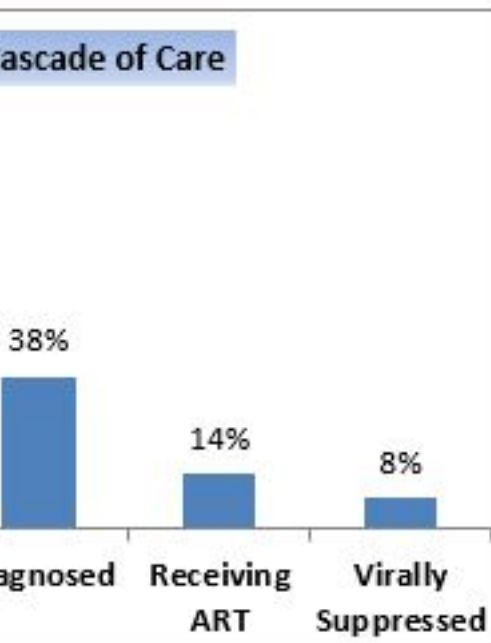


**Sociodemographic data**

- Total population (in millions) : 80.0 -
- Maternal mortality per 100 000 live births :25 -
- Life expectancy at birth (years): 75 -
- Total fertility rate (births per woman) : 1.7 -
- GNI per capita, PPP (current international US\$) :17 430 -
- Health expenditure, total (% of GDP) : 6.9 -
- Health expenditure per capita (current US\$) : 351 -
- Human Development Index Value :0.77 -

**HIV care cascade and progress towards 90-90-90**



**Epidemiological data (2016)**

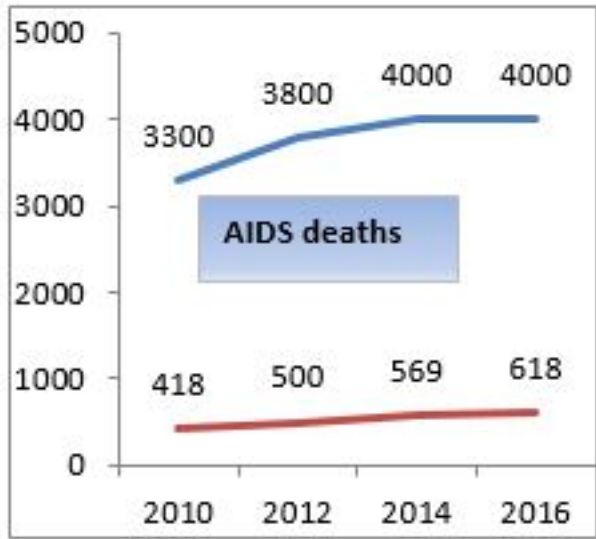
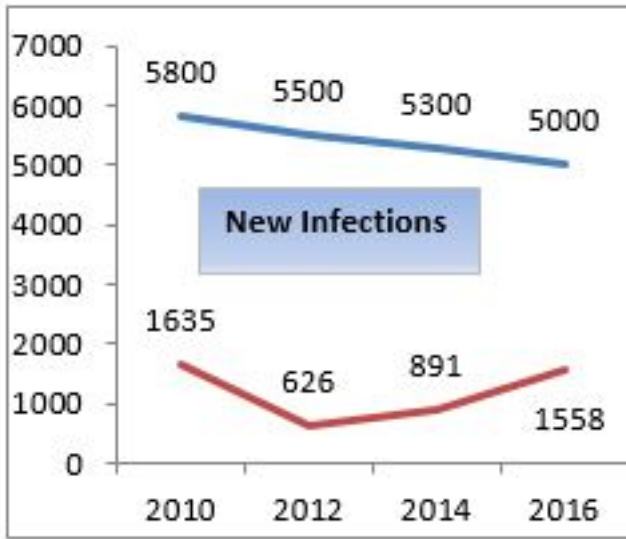
**HIV estimates and case notification**

HIV prevalence in general population

People living with HIV (PLHIV)

New infections

AIDS-related deaths



**HIV in specific populations**

[Empty box]

Survey data

[Empty box]

Size estimate

Routine testing and VCT data

Key populations

No tested

HIV+ cases (%)

Sex workers (SW)

2.1%

90,000 (2015)

1337 (2014)

2.1%

Men having sex with men (MSM)

359,000 (2012)

People who inject drugs (PWIDs)

250,000 (2013)

2,305 (2015)

9.3%

**Prisoners**

**217,851 (2013)**

**14,949 (2016)**

**0.4%**

**Populations in health settings**

[ ]

**TB patients**

[ ]

[ ]

[ ]

**977 (2015)**

**0%**

**Pregnant women**

[ ]

[ ]

[ ]

70,926 (2015)

0.1%

Blood donors

2,071,031 (2015)

.004%

Clients of testing services



**Response**

**Policy implementation**

**Policy CD4 threshold adults and adolescents**

**CD4  $\leq$  500 cells/mm<sup>3</sup>**

**Recommended initiation threshold  children**

**< 5 years (as per WHO 2013 guidelines)**

**Policy of lifelong ART to pregnant & breastfeeding women**

Option B+

Implementation of lifelong ART to pregnant & breastfeeding women

Done country-wide

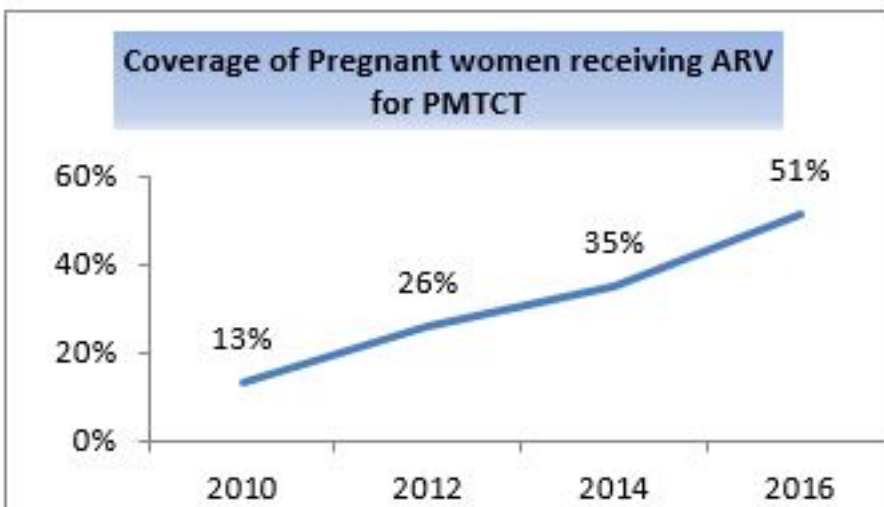
Implementation of national policy on viral load monitoring

Not implemented

**HIV testing coverage in key populations \***

Data not available.

**Antiretroviral therapy and PMTCT coverage**



References

□ <http://www.prb.org/pdf16/prb-wpds2016-web-2016.pdf>; (2) WHO.EMRO Regional Surveillance Data; (3) WHO/UNAIDS data spectrum 2016; (4) Global AIDS Monitoring<sup>1</sup>  
(GAM) 2016.\*These are approximate estimations based on the latest available data for number of people tested and size estimates.□

Wednesday 8th of May 2024 05:30:04 AM