

**Epidemic estimates**

□

2020

**Adult (15 to 49) HIV prevalence**

–

**Adults and children living with HIV**

–

**New HIV infections**

–

**AIDS-related deaths**

–


## Epidemic transition

Percentage change in new HIV infections since 2010

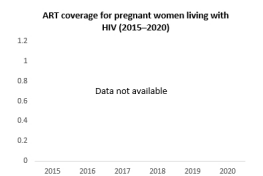
NA

Percentage change in AIDS-related deaths since 2010

NA



Elimination of mother-to-child transmission



Data on key populations

□

Sex workers

Gay men and other men who have sex with men

**People who inject drugs**

**Estimated size of population**

-

-

-

**HIV prevalence**

-

-

-

**Know their HIV status**

-

-


-

**Antiretroviral therapy coverage**

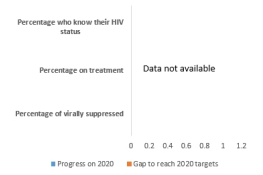
-

-

-



### HIV cascade of care 2020



Wednesday 15th of May 2024 10:35:57 AM