

**Epidemic estimates**

2020

**Adult (15 to 49) HIV prevalence**

<b>&lt;0.1]</b>	-	<b>&lt;0.1 [&lt;0.1</b>
-----------------	---	-------------------------

**Adults and children living with HIV**

<b>26 000]</b>	-	<b>24 000 [21 000</b>
----------------	---	-----------------------

**New HIV infections**

<b>3800]</b>	-	<b>3300 [2800</b>
--------------	---	-------------------

**AIDS-related deaths**

<b>&lt;500]</b>	-	<b>&lt;500 [&lt;500</b>
-----------------	---	-------------------------

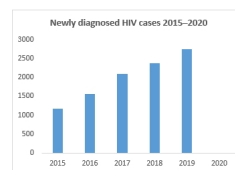
**Epidemic transition**

**Percentage change in new HIV infections since 2010**

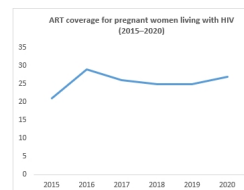
**+234%**

**Percentage change in AIDS-related deaths since 2010**

**+106%**



**Elimination of mother-to-child transmission**



**Data on key populations**

**Sex workers**

**Gay men and other men who have sex with men**

**People who inject drugs**

**Estimated size of population**

23 000

64 300

93 300

**HIV prevalence (%)**

2.8

6.7

2.5

**Know their HIV status (%)**

13.9

96.7

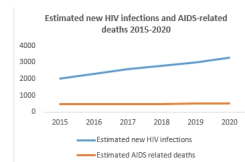
95.4

Antiretroviral therapy coverage

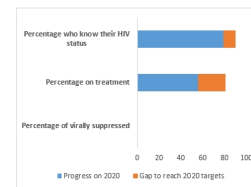
-

-

-



HIV cascade of care 2020



Wednesday 15th of May 2024 04:55:21 AM