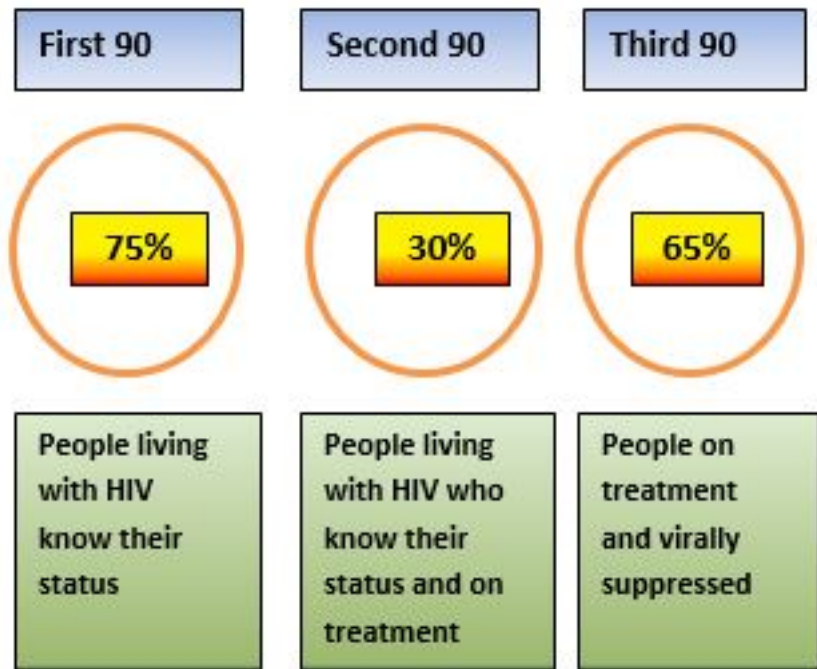
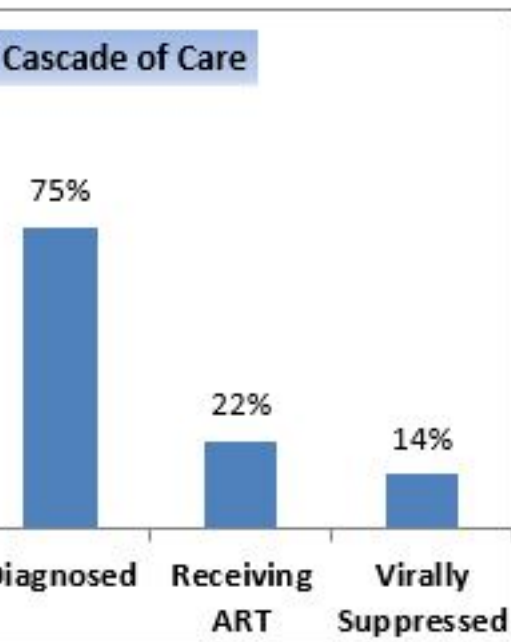


Sociodemographic data

- Population: 0.9 million -
- Births per 1000 population: 25 -
- Deaths per 1000 population: 9 -
- Infant mortality rate: 53 -
- Human development index rank: 172 -

HIV care cascade and progress towards 90-90-90



Epidemiological data (2016)

HIV estimates and case notification

HIV prevalence in general population

1.3 [0.8 - 2.1]

People living with HIV (PLHIV)

8600 [5700 - 13 000]

NA

New infections

NA

AIDS-related deaths

NA

HIV in specific populations

Survey data

Size estimate

Routine testing and VCT data

Key populations

No tested

HIV+ cases (%)

Sex workers (SW)

12.9

NA

363 (2014)

47

Men having sex with men (MSM)

NA

NA

NA

NA

People who inject drugs (PWIDs)

NA

[]

Prisoners

NA

[]

[]

[]

[]

Populations in health settings

[]

[]

[]

[]

[]

TB patients

[]

[]

[]

[]

[]

Pregnant women

[]

[]

[]

[]

[]

Blood donors

[]

[]

[]

[]

[]

Clients of testing services

[]

**Response
Policy implementation**

Policy CD4 threshold adults and adolescents

Treat all

Recommended initiation threshold

Treat all

Policy of lifelong ART to pregnant & breastfeeding women

Option B+

Implementation of lifelong ART to pregnant & breastfeeding women

Done in a small number of MCH sites

Implementation of national policy on viral load monitoring

Not implemented

HIV testing coverage in key populations *

MSM

NA

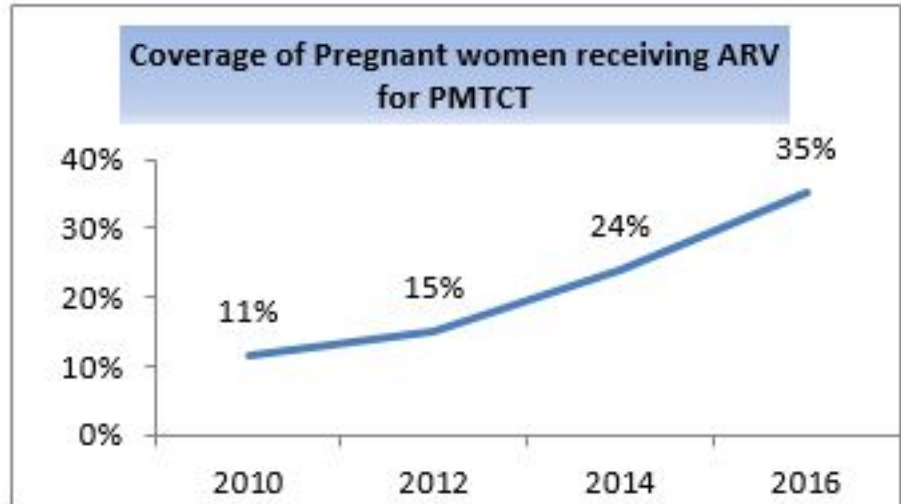
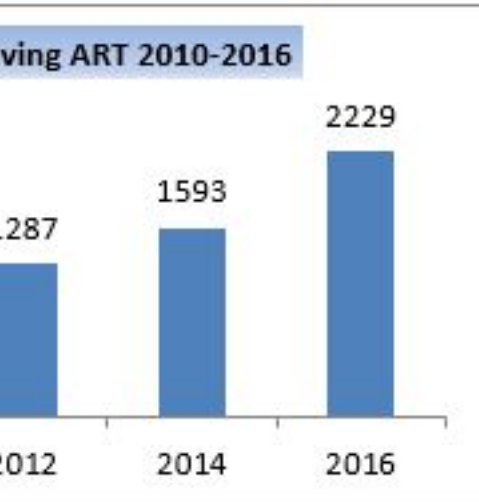
Prisoners

NA

PWID

NA

Antiretroviral therapy and PMTCT coverage



References

; (2) WHO.EMRO Regional Surveillance Data; (3) UNAIDS/WHO estimates 2016; (4) Global AIDS Monitoring <http://www.prb.org/pdf16/prb-wpds2016-web-2016.pdf> (1) (GAM) 2016.

*90-90-90 data and HIV cascade of care data are available for the year 2015 only. 2016 data are not available.

Saturday 27th of April 2024 09:56:24 PM