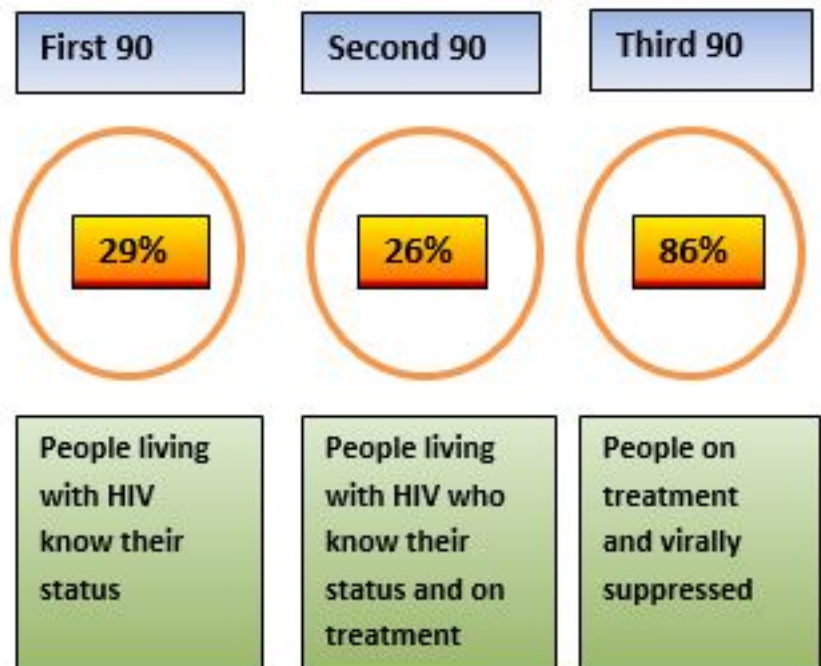
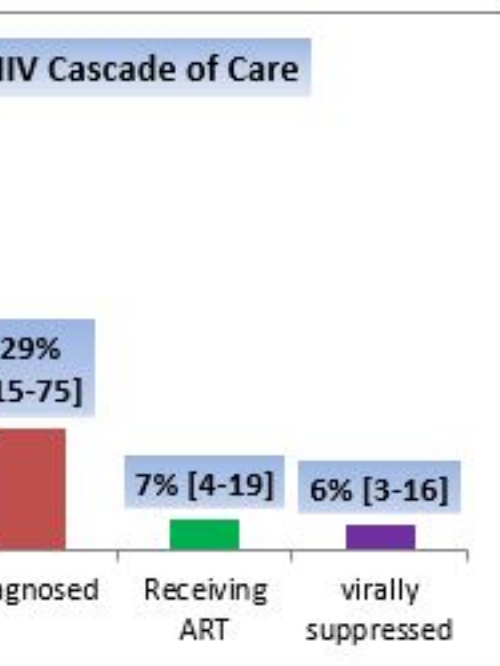


Sociodemographic data

- Population: 33.4 million; percentage of urban population: 27% -
- Births per 1000 population: 37 -
- Deaths per 1000 population: 8 -
- Infant mortality rate: 68 -
- Human development index rank: 171 (low) -
- Gross national income (per capita): US\$ 1990 (low income) -

HIV care cascade and progress towards 90-90-90



Epidemiological data (2016)

HIV estimates and case notification

HIV prevalence in general population

0.1

NA

People Living with HIV (PLHIV)

7500 [3900 – 19,000]

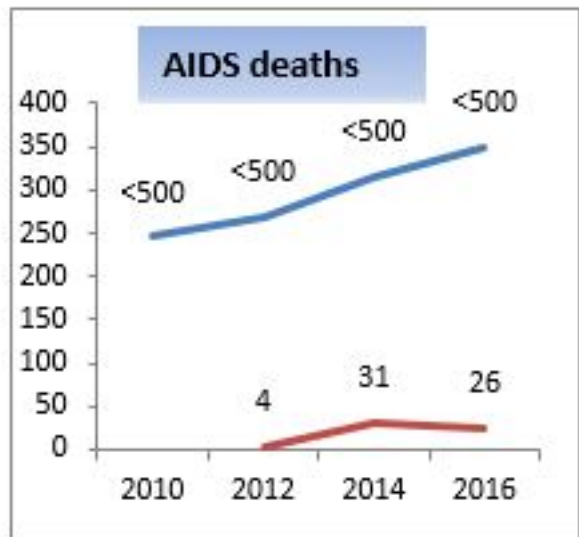
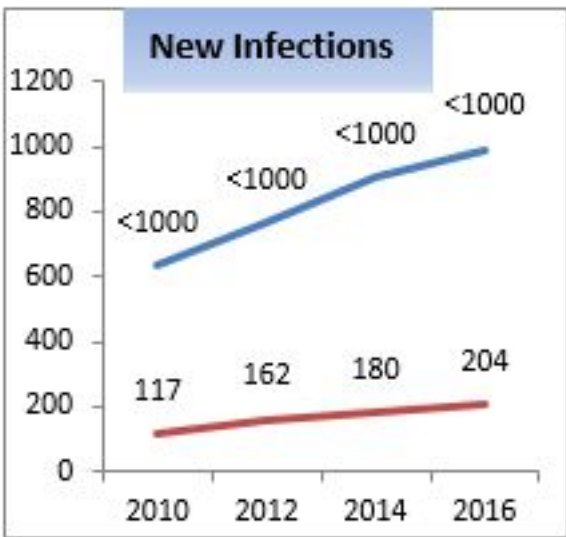
2131

New infections

204

AIDS related deaths

26



HIV in specific populations

Survey data



Size estimate

Routine testing and VCT data

Key populations

Prevalence



No tested

HIV+ cases (%)

Sex workers (SW)

0.2 (2012)

□

12500

131

0

Men having sex with men (MSM)

0.4 (2012)

□

10700

4123

21 (0.5%)

People who inject drugs (PWIDs)

4.4 (2012)

40900

13581

35 (0.2%)

Prisoners

NA

28000

9997

2 (.02%)

Populations in health settings

TB patients

3028

12 (0.4%)

Pregnant women

2167

4 (0.2%)

Blood Donors

128,167

0 (0%)

Clients of testing services

26789

134 (0.5%)

Response

Policy implementation

Policy CD4 threshold adults and adolescents

Treat all



Recommended initiation threshold

Treat all

Policy of lifelong ART to pregnant & breastfeeding women

Option B+

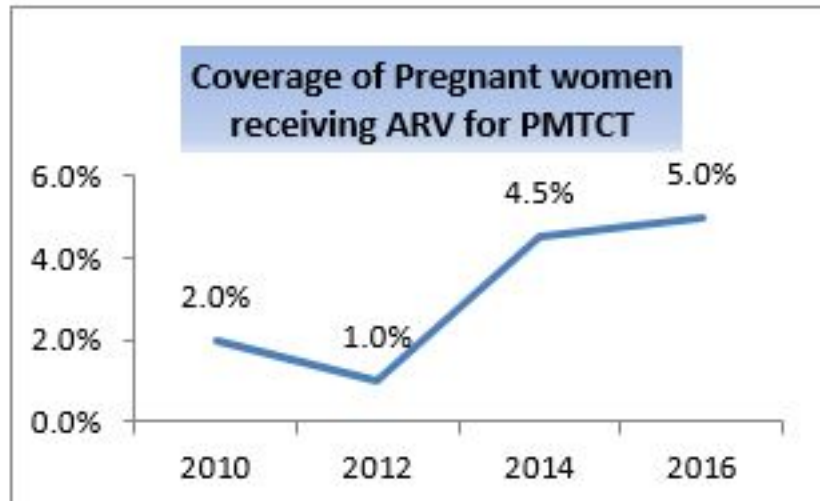
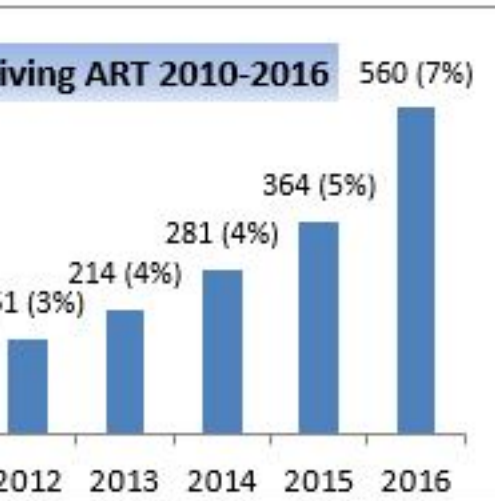
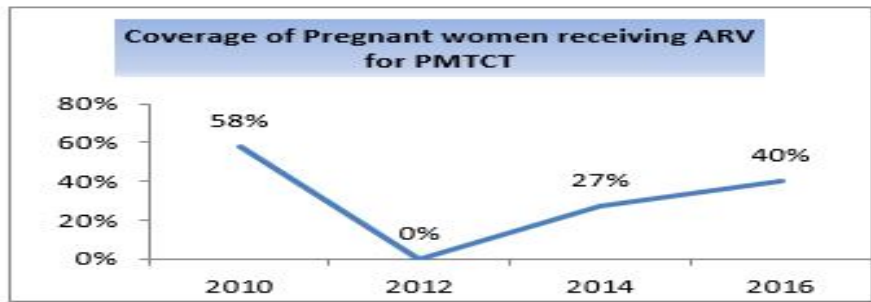
Implementation of lifelong ART to pregnant & breastfeeding women

Done in a small number of MCH sites

Implementation of national policy on viral load monitoring

Not implemented

HIV testing coverage in key populations *



References

1 <http://www.prb.org/pdf16/prb-wpds2016-web-2016.pdf>; (2) WHO.EMRO Regional Surveillance Data; (3) WHO/UNAIDS data spectrum 2016; (4) Global AIDS Monitoring (GAM) 2016.*These are approximate estimations based on the latest available data for number of people tested and size estimates.

Wednesday 8th of May 2024 05:25:40 AM