

Influenza situation in the Eastern Mediterranean Region

W52/2019 (from 22/12/2019 to 28/12/2019)

Source of data: EMFLU Network and FLUMART

Figure 1. Number of positive influenza cases and influenza positivity rate per week, 2018-2019

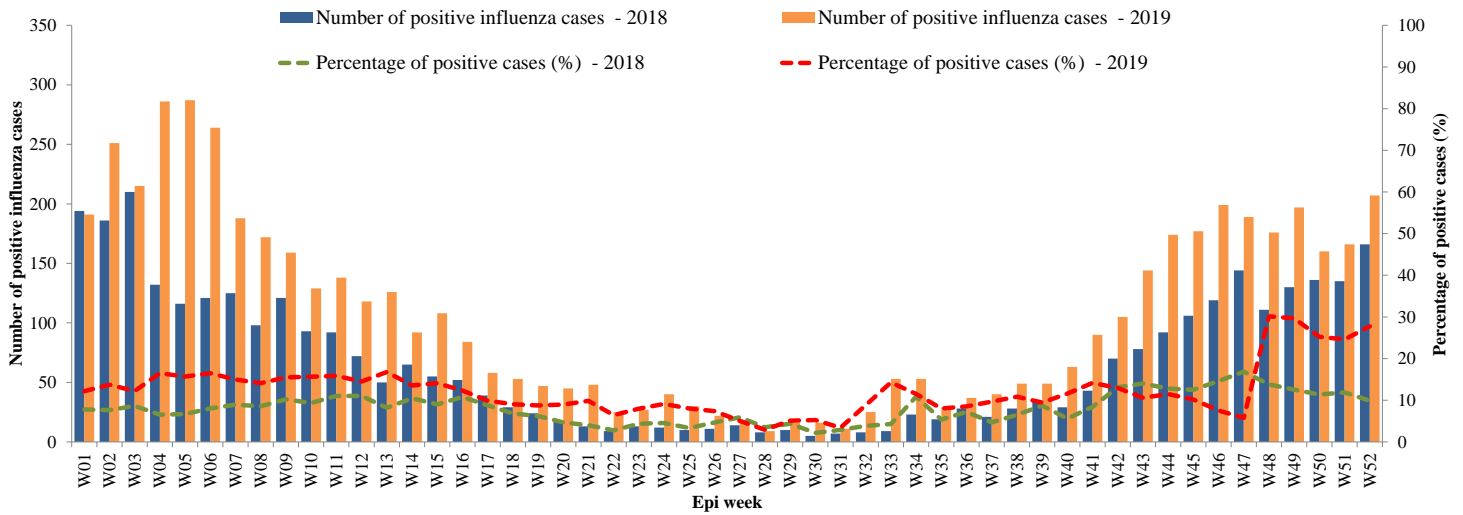


Figure 2. Percentage of circulating virus type by positive influenza cases

W33/2019 - W52/2019

Last 4 weeks

■ Flu A (H1N1)pdm09 ■ Flu A (H3N2) ■ Flu A (Not-subtyped) ■ Flu B

■ Flu A (H1N1)pdm09 ■ Flu A (H3N2) ■ Flu A (Not-subtyped) ■ Flu B

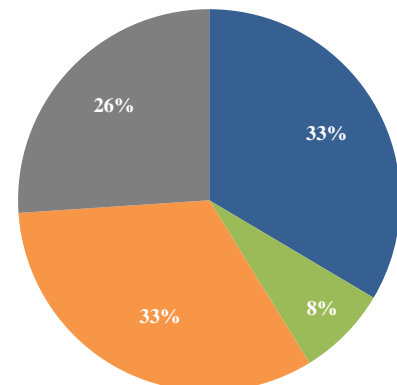
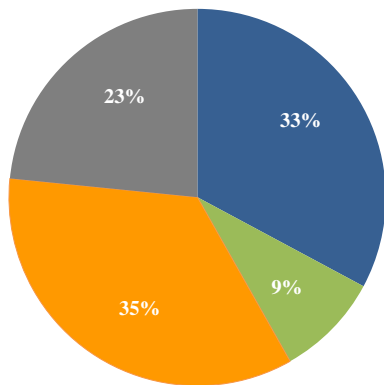


Table 1. Type and Number of influenza viruses detected from W33/2019 to W52/2019 and during last four weeks

Virus type	W33/2019-W52/2019	Last 4 weeks
	Number (%)	Number (%)
Flu A (H1N1)pdm09	5629 (33)	1643 (34)
Flu A (H3N2)	1539 (9)	377 (8)
Flu A (Not-subtyped)	5962 (35)	1604 (33)
Flu B	4013 (23)	1277 (26)
Total	17143	4901

Figure 3. Comparison of respiratory pathogens detected from tested specimens by last 12 weeks

W52/2019

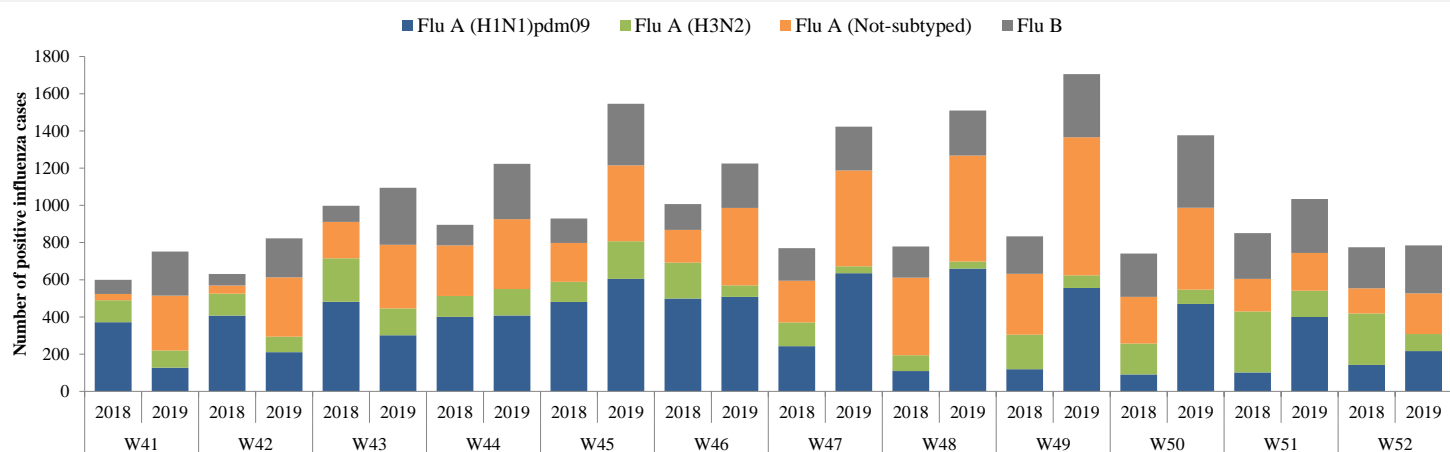
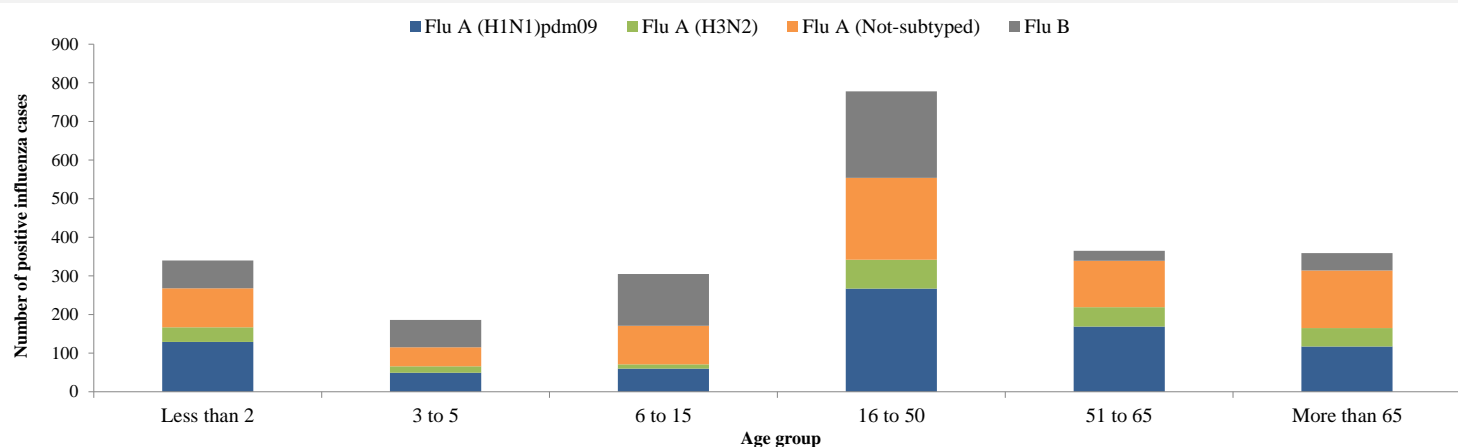


Figure 4 Age group distribution of influenza cases by virus type in the EMR from W33/2019 to W52/2019



**Table 2. Reported cases by country
W01-W52/2019**

Country	Number of enrolled cases	Tested cases Number (%)	Influenza positive cases Number (%)	Positive cases			
				Flu A			Flu B
				Flu A (H1N1)pdm09	Flu A (H3N2)	Flu A (Not-subtyped)	Number (%)
Afghanistan	3629	3166 (87)	251 (8)	126 (50)	61 (24)	(-)	64 (25)
Bahrain	914	872 (95)	218 (25)	113 (52)	25 (11)	15 (7)	65 (30)
Egypt	6804	6804 (100)	751 (11)	138 (18)	179 (24)	(-)	434 (58)
Iran (Islamic Republic of)	27293	27293 (100)	7387 (27)	3119 (42)	1418 (19)	2481 (34)	369 (5)
Iraq	1229	1229 (100)	400 (33)	263 (66)	66 (17)	(-)	71 (18)
Jordan	1385	1386 (100)	367 (26)	235 (64)	105 (29)	(-)	27 (7)
Kuwait	14865	14865 (100)	4066 (27)	1392 (34)	588 (14)	171 (4)	1915 (47)
Lebanon	693	676 (98)	269 (40)	103 (38)	112 (42)	(-)	54 (20)
Morocco	2540	2540 (100)	907 (36)	515 (57)	224 (25)	12 (1)	156 (17)
occupied Palestinian territory	3052	3053 (100)	900 (29)	474 (53)	403 (45)	(-)	23 (3)
Oman	7613	7218 (95)	1365 (19)	524 (38)	354 (26)	(-)	487 (36)
Pakistan	4556	4556 (100)	1004 (22)	424 (42)	226 (23)	(-)	354 (35)
Qatar	40211	40211 (100)	8365 (21)	420 (5)	845 (10)	4449 (53)	2651 (32)
Saudi Arabia	13870	13263 (96)	2420 (18)	986 (41)	(-)	793 (33)	641 (26)
Sudan	302	233 (77)	14 (6)	1 (7)	2 (14)	10 (71)	1 (7)
Syrian Arab Republic	141	140 (99)	47 (34)	17 (36)	8 (17)	16 (34)	6 (13)
Tunisia	806	599 (74)	210 (35)	58 (28)	133 (63)	(-)	19 (9)
United Arab Emirates	1699	1580 (93)	203 (13)	79 (39)	34 (17)	24 (12)	66 (33)
Yemen	954	944 (99)	224 (24)	191 (85)	4 (2)	13 (6)	16 (7)
Total	132556	130628 (99)	29368 (22)	9178 (31)	4787 (16)	7984 (27)	7419 (25)

Published by the Infectious Hazard Management (IHM) unit, World Health Organization (WHO)
Eastern Mediterranean Regional Office (EMRO), Cairo, Egypt.

For Correspondence: Tel. + 20-2-22765797, Fax + 20-2-2765456. E-mail: emrgooutbreak@who.int
Influenza monthly situation updates are available at: <http://www.emro.who.int/health-topics/influenza/regional-situation-update.html>