

Influenza situation in the Eastern Mediterranean Region

W43/2019 (from 20/10/2019 to 26/10/2019)

Source of data: EMFLU Network and FLUMART

Figure 1. Number of positive influenza cases and influenza positivity rate per week, 2018-2019

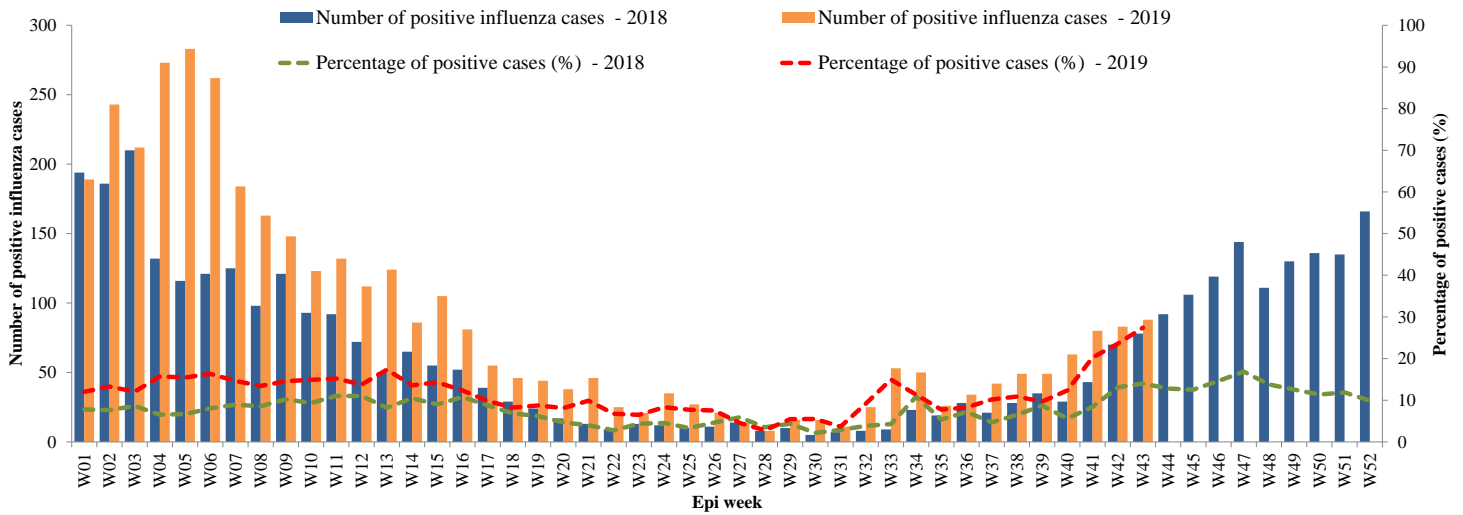


Figure 2. Percentage of circulating virus type by positive influenza cases

W40/2018 - W43/2019

Last 4 weeks

■ Flu A (H1N1)pdm09 ■ Flu A (H3N2) ■ Flu A (Not-subtyped) ■ Flu B

■ Flu A (H1N1)pdm09 ■ Flu A (H3N2) ■ Flu A (Not-subtyped) ■ Flu B

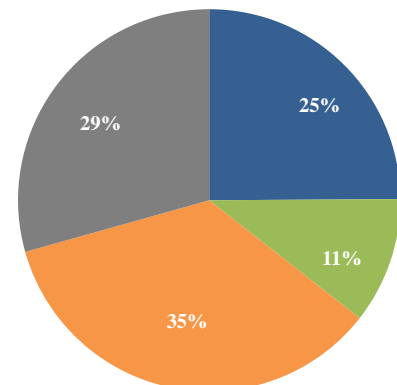
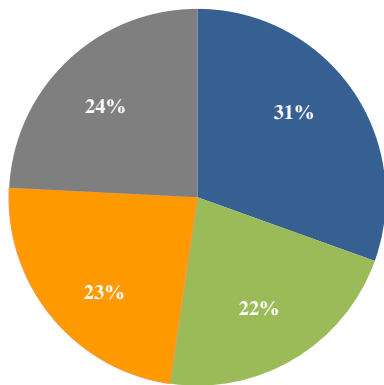


Table 1. Type and Number of influenza viruses detected from W40/2018 to W43/2019 and during last four weeks

Virus type	W40/2018-W43/2019	Last 4 weeks
	Number (%)	Number (%)
Flu A (H1N1)pdm09	8196 (30)	716 (25)
Flu A (H3N2)	5874 (22)	307 (11)
Flu A (Not-subtyped)	6306 (23)	1008 (35)
Flu B	6503 (24)	844 (29)
Total	26879	2875

Figure 3. Comparison of respiratory pathogens detected from tested specimens by last 12 weeks

W43/2019

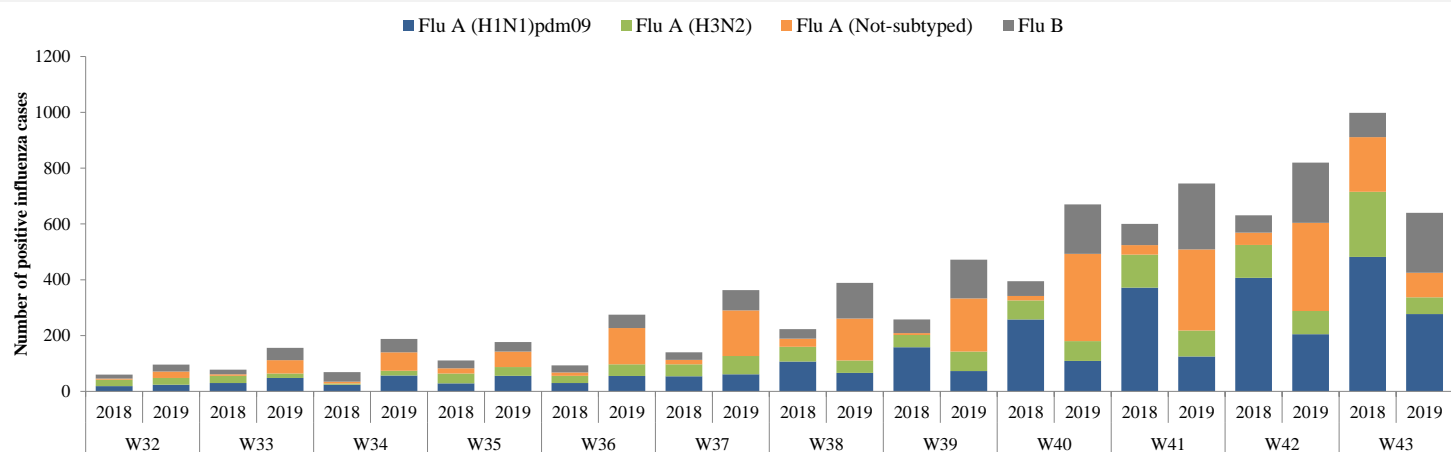
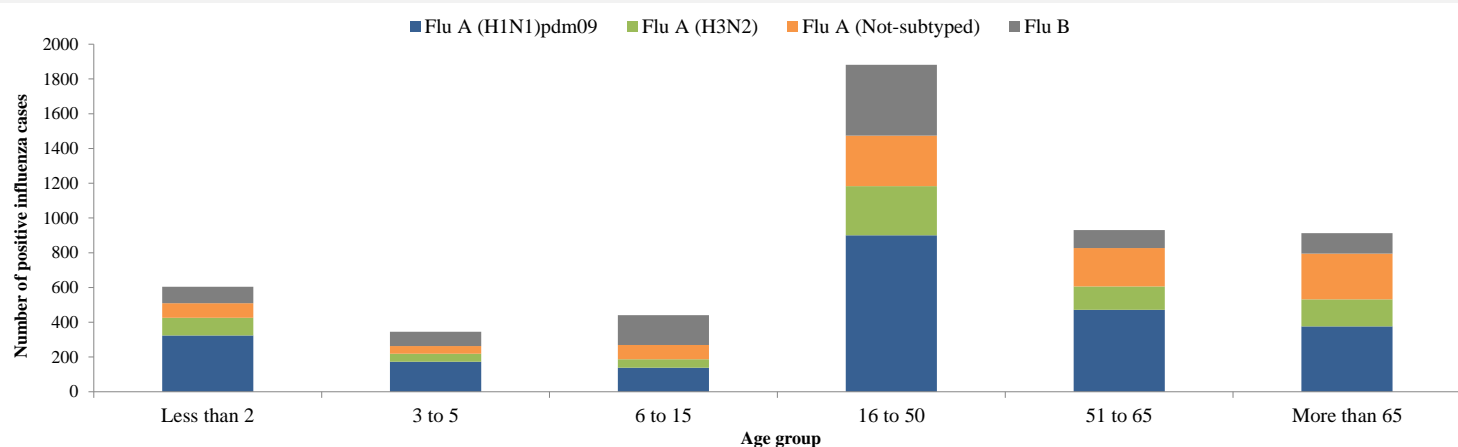


Figure 4 Age group distribution of influenza cases by virus type in the EMR from W40/2018 to W43/2019



**Table 2. Reported cases by country
W01-W43/2019**

Country	Number of enrolled cases	Tested cases Number (%)	Influenza positive cases Number (%)	Positive cases			
				Flu A			Flu B
				Flu A (H1N1)pdm09	Flu A (H3N2)	Flu A (Not-subtyped)	Number (%)
Afghanistan	2568	2525 (98)	175 (7)	97 (55)	37 (21)	(-)	41 (23)
Bahrain	646	619 (96)	116 (19)	61 (53)	9 (8)	9 (8)	37 (32)
Egypt	6826	6826 (100)	706 (10)	117 (17)	179 (25)	(-)	410 (58)
Iran (Islamic Republic of)	11512	11512 (100)	2149 (19)	291 (14)	1361 (63)	459 (21)	38 (2)
Iraq	648	648 (100)	79 (12)	14 (18)	65 (82)	(-)	(-)
Jordan	716	716 (100)	78 (11)	32 (41)	36 (46)	(-)	10 (13)
Kuwait	7662	7662 (100)	2478 (32)	975 (39)	342 (14)	52 (2)	1109 (45)
Lebanon	593	576 (97)	219 (38)	94 (43)	110 (50)	(-)	15 (7)
Morocco	2067	2067 (100)	750 (36)	514 (69)	217 (29)	12 (2)	7 (1)
occupied Palestinian territory	2420	2420 (100)	734 (30)	434 (59)	300 (41)	(-)	(-)
Oman	5929	5645 (95)	1050 (19)	409 (39)	204 (19)	(-)	437 (42)
Pakistan	2374	2370 (100)	611 (26)	282 (46)	103 (17)	(-)	226 (37)
Qatar	29186	29186 (100)	5623 (19)	309 (5)	642 (11)	2876 (51)	1796 (32)
Saudi Arabia	10611	9906 (93)	1470 (15)	653 (44)	(-)	380 (26)	437 (30)
Sudan	235	227 (97)	14 (6)	1 (7)	2 (14)	10 (71)	1 (7)
Syrian Arab Republic	98	97 (99)	33 (34)	15 (45)	8 (24)	10 (30)	(-)
Tunisia	663	491 (74)	202 (41)	58 (29)	133 (66)	(-)	11 (5)
United Arab Emirates	962	909 (94)	41 (5)	16 (39)	6 (15)	9 (22)	10 (24)
Yemen	600	590 (98)	147 (25)	118 (80)	(-)	13 (9)	16 (11)
Total	86316	84992 (98)	16675 (20)	4490 (27)	3754 (23)	3830 (23)	4601 (28)

Published by the Infectious Hazard Management (IHM) unit, World Health Organization (WHO)
Eastern Mediterranean Regional Office (EMRO), Cairo, Egypt.

For Correspondence: Tel. + 20-2-22765797, Fax + 20-2-2765456. E-mail: emrgooutbreak@who.int
Influenza monthly situation updates are available at: <http://www.emro.who.int/health-topics/influenza/regional-situation-update.html>