

Influenza situation in the Eastern Mediterranean Region

W41/2019 (from 06/10/2019 to 12/10/2019)

Source of data: **EMFLU Network** and **FLUMART**

Figure 1. Number of positive influenza cases and influenza positivity rate per week, 2018-2019

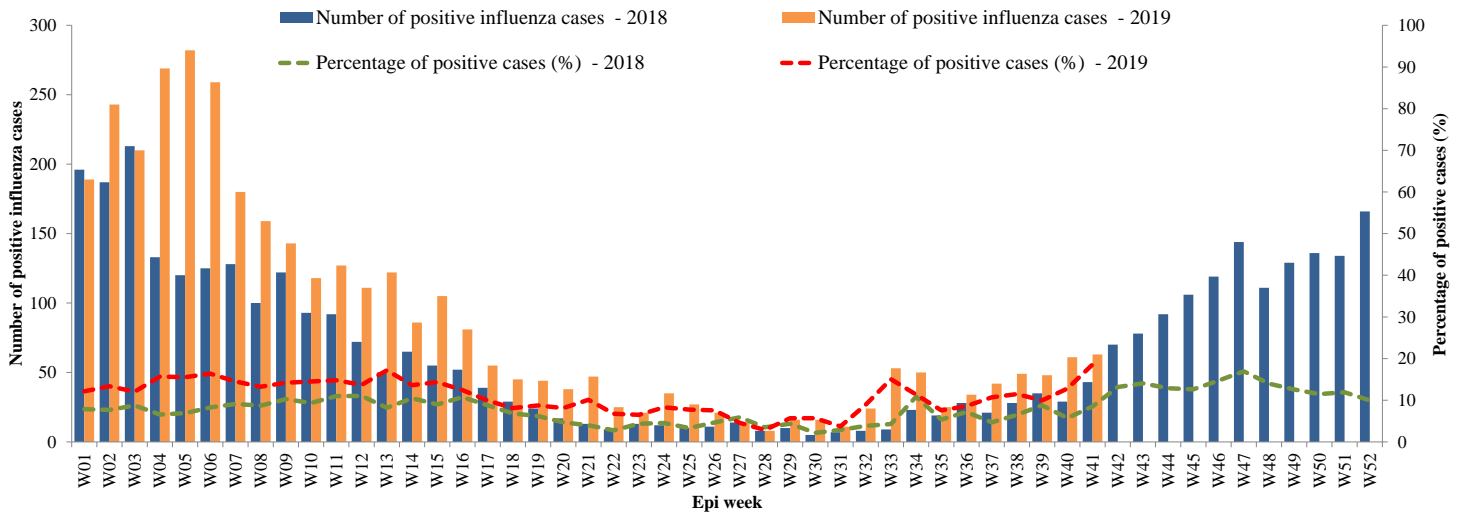


Figure 2. Percentage of circulating virus type by positive influenza cases

W40/2018 - W41/2019

Last 4 weeks

■ Flu A (H1N1)pdm09 ■ Flu A (H3N2) ■ Flu A (Not-subtyped) ■ Flu B

■ Flu A (H1N1)pdm09 ■ Flu A (H3N2) ■ Flu A (Not-subtyped) ■ Flu B

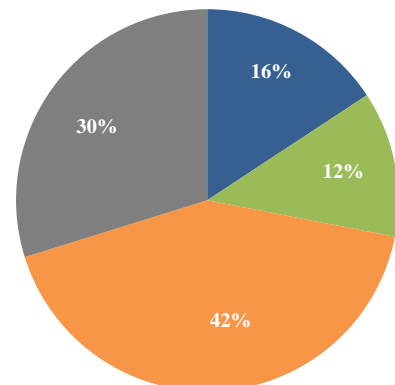
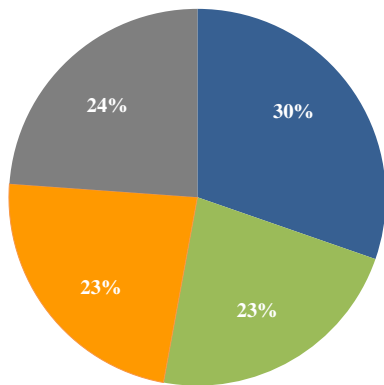


Table 1. Type and Number of influenza viruses detected from W40/2018 to W41/2019 and during last four weeks

Virus type	W40/2018-W41/2019	Last 4 weeks
	Number (%)	Number (%)
Flu A (H1N1)pdm09	7691 (30)	351 (16)
Flu A (H3N2)	5723 (23)	275 (12)
Flu A (Not-subtyped)	5897 (23)	940 (42)
Flu B	6053 (24)	665 (30)
Total	25364	2231

Figure 3. Comparison of respiratory pathogens detected from tested specimens by last 12 weeks

W41/2019

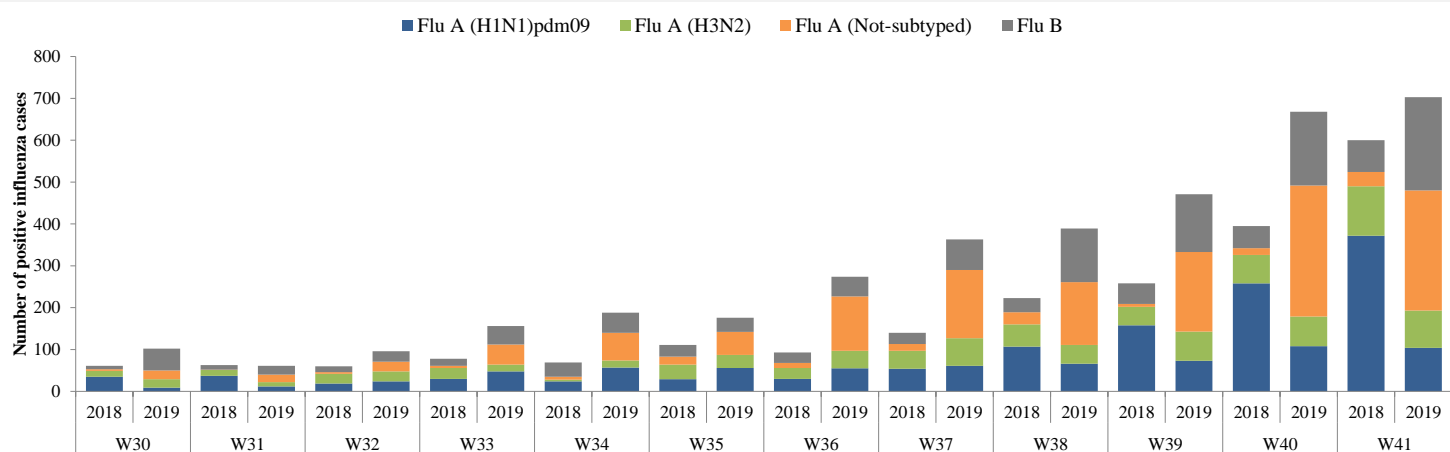
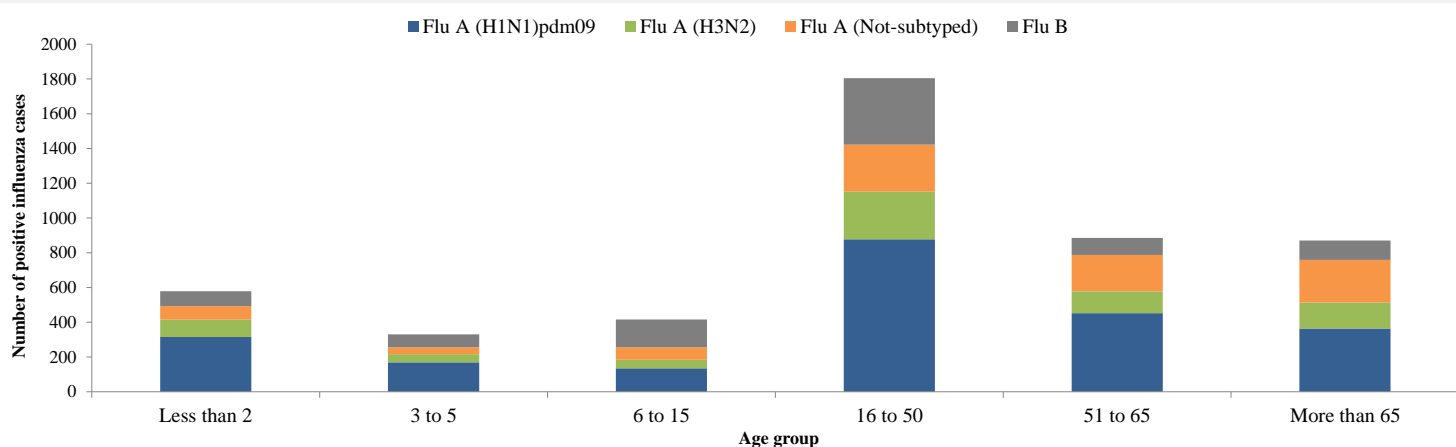


Figure 4 Age group distribution of influenza cases by virus type in the EMR from W40/2018 to W41/2019



**Table 2. Reported cases by country
W01-W41/2019**

Country	Number of enrolled cases	Tested cases Number (%)	Influenza positive cases Number (%)	Positive cases			
				Flu A			Flu B
				Flu A (H1N1)pdm09	Flu A (H3N2)	Flu A (Not-subtyped)	Number (%)
Afghanistan	2539	2370 (93)	172 (7)	96 (56)	37 (22)	(-)	39 (23)
Bahrain	602	577 (96)	106 (18)	53 (50)	9 (8)	9 (8)	35 (33)
Egypt	6751	6751 (100)	691 (10)	113 (16)	179 (26)	(-)	399 (58)
Iran (Islamic Republic of)	10218	10218 (100)	1823 (18)	87 (5)	1342 (74)	363 (20)	31 (2)
Iraq	646	646 (100)	78 (12)	13 (17)	65 (83)	(-)	(-)
Jordan	578	578 (100)	78 (13)	32 (41)	36 (46)	(-)	10 (13)
Kuwait	6682	6682 (100)	1950 (29)	803 (41)	269 (14)	39 (2)	839 (43)
Lebanon	590	573 (97)	219 (38)	94 (43)	110 (50)	(-)	15 (7)
Morocco	2052	2052 (100)	750 (37)	514 (69)	217 (29)	12 (2)	7 (1)
occupied Palestinian territory	2420	2420 (100)	734 (30)	434 (59)	300 (41)	(-)	(-)
Oman	5322	5052 (95)	913 (18)	353 (39)	183 (20)	(-)	377 (41)
Pakistan	2372	2370 (100)	611 (26)	282 (46)	103 (17)	(-)	226 (37)
Qatar	28114	28114 (100)	5252 (19)	295 (6)	609 (12)	2616 (50)	1732 (33)
Saudi Arabia	10175	9710 (95)	1359 (14)	609 (45)	(-)	342 (25)	408 (30)
Sudan	235	227 (97)	14 (6)	1 (7)	2 (14)	10 (71)	1 (7)
Syrian Arab Republic	98	97 (99)	33 (34)	15 (45)	8 (24)	10 (30)	(-)
Tunisia	631	460 (73)	197 (43)	57 (29)	130 (66)	(-)	10 (5)
United Arab Emirates	938	885 (94)	35 (4)	16 (46)	5 (14)	7 (20)	7 (20)
Yemen	589	579 (98)	147 (25)	118 (80)	(-)	13 (9)	16 (11)
Total	81552	80361 (99)	15162 (19)	3985 (26)	3604 (24)	3421 (23)	4152 (27)

Published by the Infectious Hazard Management (IHM) unit, World Health Organization (WHO)
Eastern Mediterranean Regional Office (EMRO), Cairo, Egypt.

For Correspondence: Tel. + 20-2-22765797, Fax + 20-2-2765456. E-mail: emrgooutbreak@who.int
Influenza monthly situation updates are available at: <http://www.emro.who.int/health-topics/influenza/regional-situation-update.html>