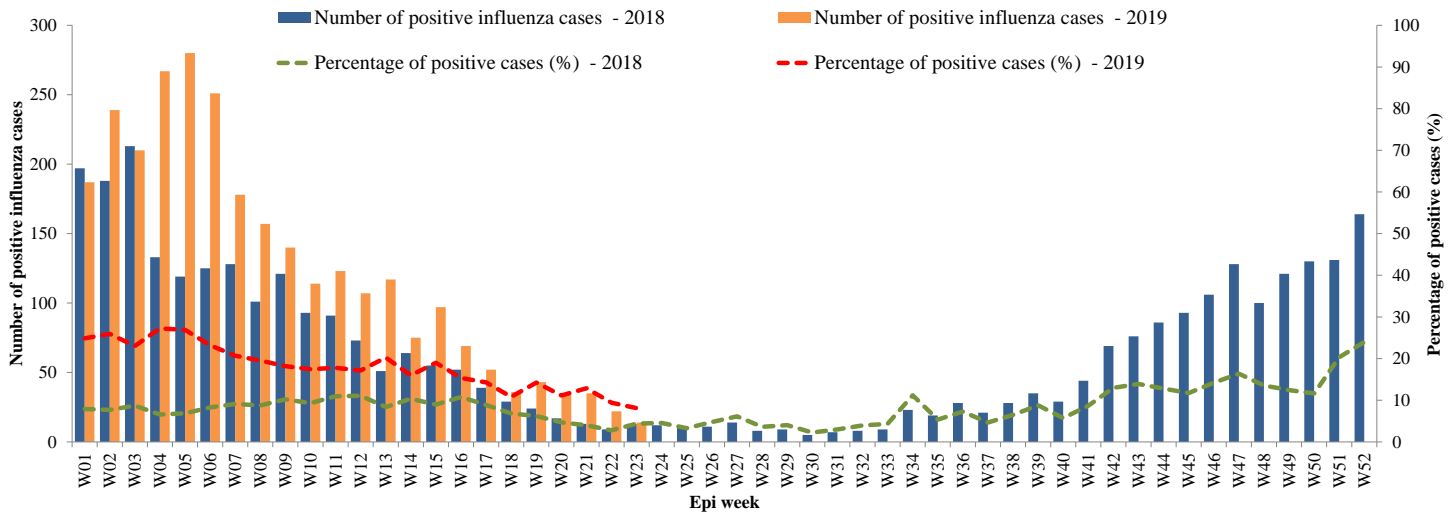


# Influenza situation in the Eastern Mediterranean Region

W23/2019 (from 02/06/2019 to 08/06/2019)

Source of data: **EMFLU Network** and **FLUMART**

**Figure 1. Number of positive influenza cases and influenza positivity rate per week, 2018-2019**



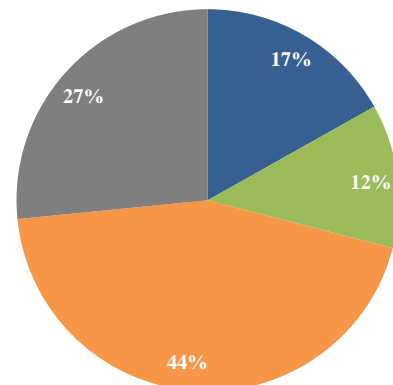
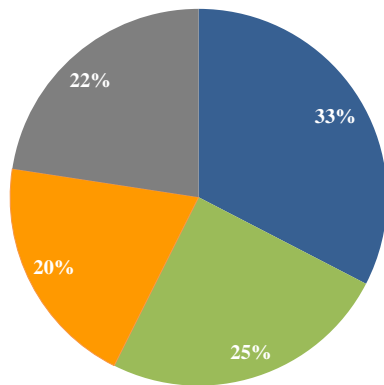
**Figure 2. Percentage of circulating virus type by positive influenza cases**

W40/2018 - W23/2019

Last 4 weeks

■ Flu A (H1N1)pdm09 ■ Flu A (H3N2) ■ Flu A (Not-subtyped) ■ Flu B

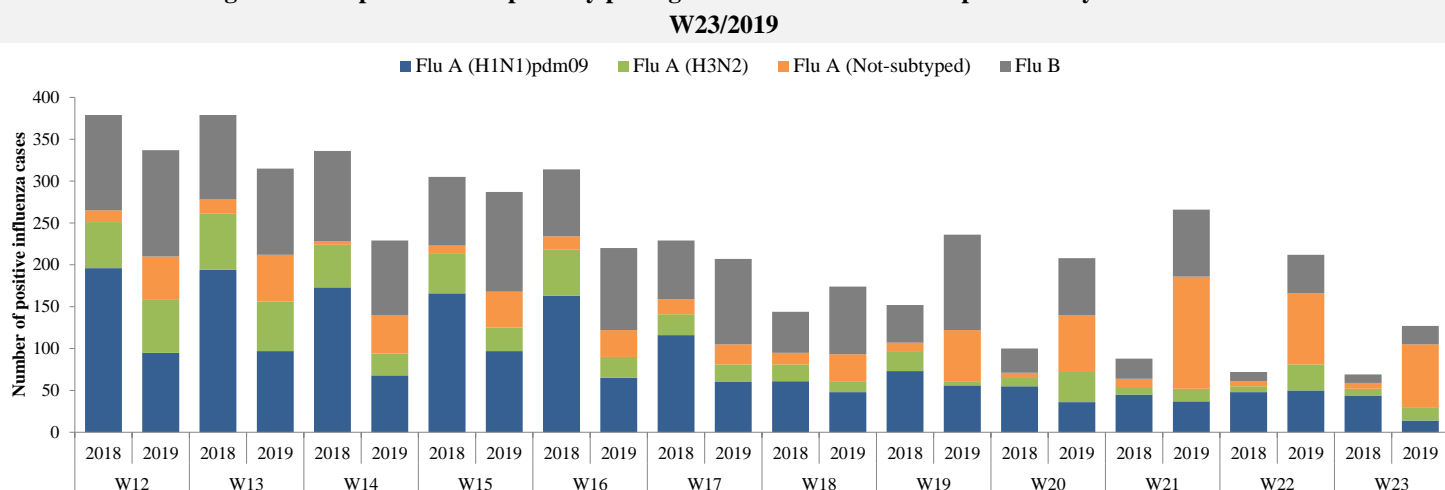
■ Flu A (H1N1)pdm09 ■ Flu A (H3N2) ■ Flu A (Not-subtyped) ■ Flu B



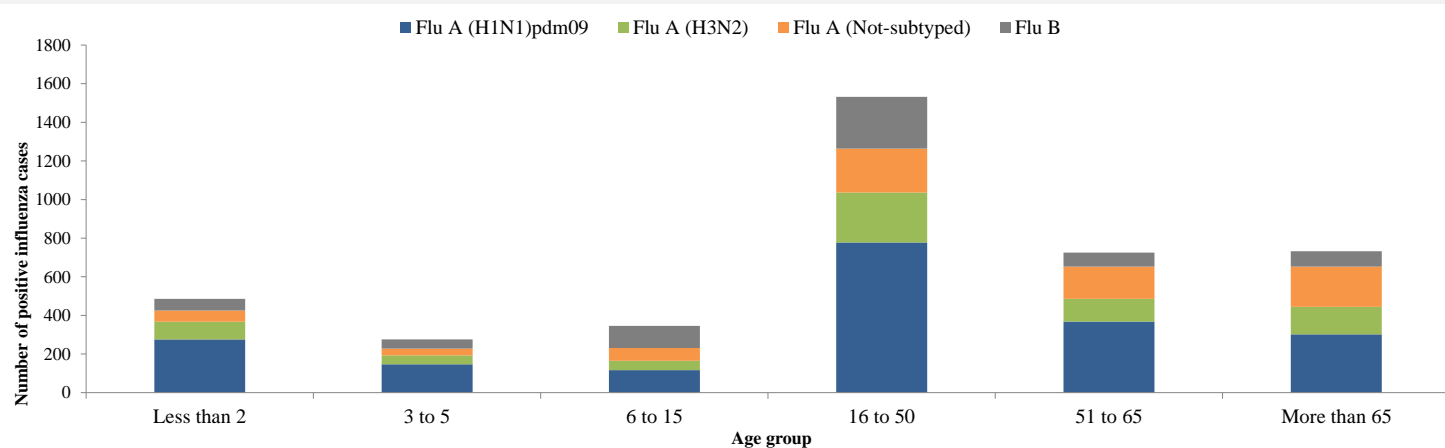
**Table 1. Type and Number of influenza viruses detected from W40/2018 to W23/2019 and during last four weeks**

Virus type	W40/2018-W23/2019	Last 4 weeks
	Number (%)	Number (%)
Flu A (H1N1)pdm09	6726 (33)	137 (17)
Flu A (H3N2)	5117 (25)	99 (12)
Flu A (Not-subtyped)	4131 (20)	361 (44)
Flu B	4660 (23)	216 (27)
<b>Total</b>	<b>20634</b>	<b>813</b>

**Figure 3. Comparison of respiratory pathogens detected from tested specimens by last 12 weeks**



**Figure 4 Age group distribution of influenza cases by virus type in the EMR from W40/2018 to W23/2019**



**Table 2. Reported cases by country  
W01-W23/2019**

Country	Number of enrolled cases	Tested cases Number (%)	Influenza positive cases Number (%)	Positive cases			
				Flu A			Flu B
				Flu A (H1N1)pdm09	Flu A (H3N2)	Flu A (Not-subtyped)	Number (%)
Afghanistan	1640	1640 (100)	164 (10)	95 (58)	37 (23)	(-)	32 (20)
Bahrain	378	373 (99)	72 (19)	31 (43)	9 (13)	8 (11)	24 (33)
Egypt	5144	5144 (100)	416 (8)	96 (23)	172 (41)	(-)	148 (36)
Iran (Islamic Republic of)	8571	8571 (100)	1745 (20)	52 (3)	1335 (77)	337 (19)	21 (1)
Iraq	527	527 (100)	78 (15)	13 (17)	65 (83)	(-)	(-)
Jordan	392	390 (99)	77 (20)	32 (42)	36 (47)	(-)	9 (12)
Kuwait	4798	4798 (100)	1198 (25)	618 (52)	198 (17)	1 (0)	381 (32)
Lebanon	477	474 (99)	211 (45)	92 (44)	107 (51)	(-)	12 (6)
Morocco	1957	1957 (100)	747 (38)	512 (69)	217 (29)	12 (2)	6 (1)
occupied Palestinian territory	2257	2257 (100)	728 (32)	434 (60)	294 (40)	(-)	(-)
Oman	2879	2654 (92)	374 (14)	140 (37)	72 (19)	(-)	162 (43)
Pakistan	2032	2016 (99)	604 (30)	282 (47)	101 (17)	(-)	221 (37)
Qatar	17437	17437 (100)	2854 (16)	184 (6)	240 (8)	1007 (35)	1423 (50)
Saudi Arabia	6874	2235 (33)	1042 (47)	436 (42)	(-)	293 (28)	313 (30)
Sudan	145	130 (90)	7 (5)	1 (14)	1 (14)	4 (57)	1 (14)
Syrian Arab Republic	98	97 (99)	33 (34)	15 (45)	8 (24)	10 (30)	(-)
Tunisia	460	460 (100)	139 (30)	30 (22)	106 (76)	(-)	3 (2)
United Arab Emirates	117	117 (100)	20 (17)	9 (45)	(-)	5 (25)	6 (30)
Yemen	121	(-)	(-)	(-)	(-)	(-)	(-)
<b>Total</b>	<b>56304</b>	<b>51277 (91)</b>	<b>10509 (20)</b>	<b>3072 (29)</b>	<b>2998 (29)</b>	<b>1677 (16)</b>	<b>2762 (26)</b>

Published by the Infectious Hazard Management (IHM) unit, World Health Organization (WHO)  
Eastern Mediterranean Regional Office (EMRO), Cairo, Egypt.

For Correspondence: Tel. + 20-2-22765797, Fax + 20-2-2765456. E-mail: [emrgooutbreak@who.int](mailto:emrgooutbreak@who.int)  
Influenza monthly situation updates are available at: <http://www.emro.who.int/health-topics/influenza/regional-situation-update.html>