

Influenza situation in the Eastern Mediterranean Region

W50/2019 (from 08/12/2019 to 14/12/2019)

Source of data: EMFLU Network and FLUMART

Figure 1. Number of positive influenza cases and influenza positivity rate per week, 2018-2019

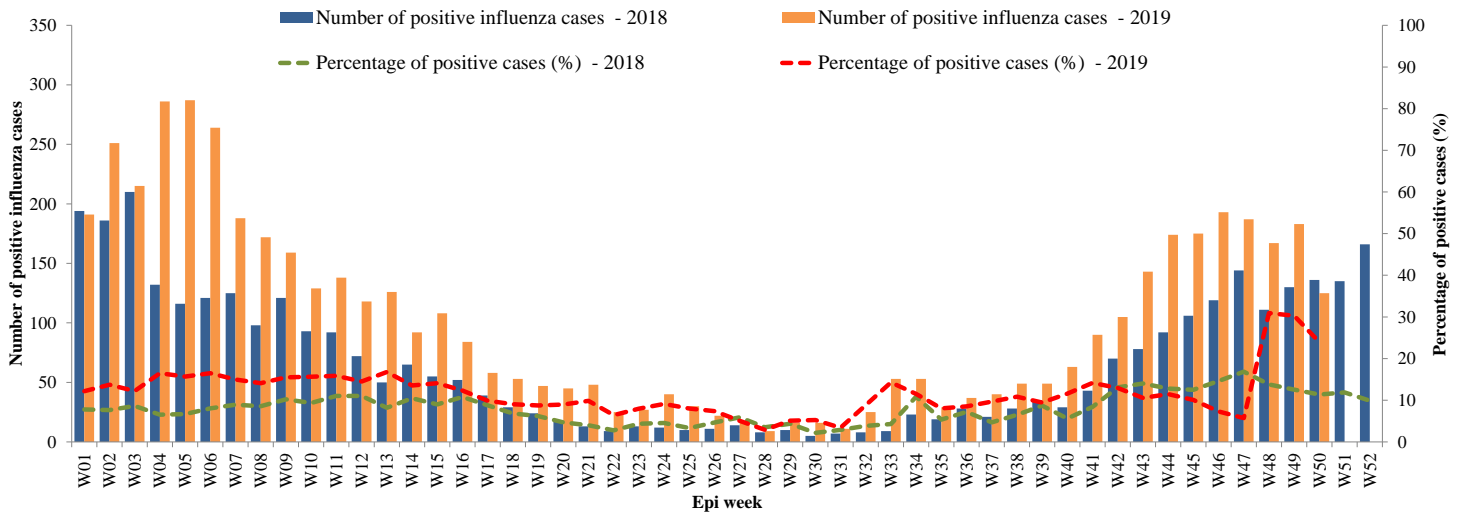


Figure 2. Percentage of circulating virus type by positive influenza cases

W33/2019 - W50/2019

Last 4 weeks

■ Flu A (H1N1)pdm09 ■ Flu A (H3N2) ■ Flu A (Not-subtyped) ■ Flu B

■ Flu A (H1N1)pdm09 ■ Flu A (H3N2) ■ Flu A (Not-subtyped) ■ Flu B

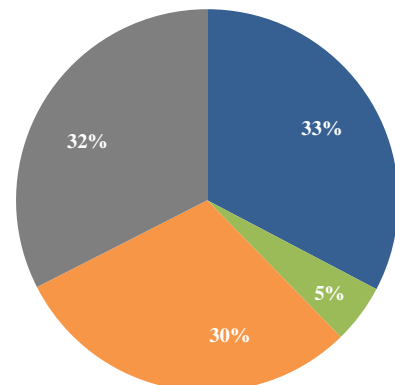
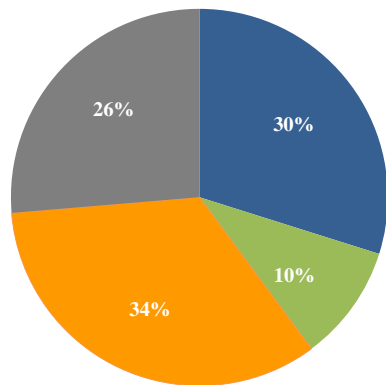


Table 1. Type and Number of influenza viruses detected from W33/2019 to W50/2019 and during last four weeks

Virus type	W33/2019-W50/2019	Last 4 weeks
	Number (%)	Number (%)
Flu A (H1N1)pdm09	3705 (30)	1016 (33)
Flu A (H3N2)	1242 (10)	155 (5)
Flu A (Not-subtyped)	4193 (34)	926 (30)
Flu B	3267 (26)	1010 (33)
Total	12407	3107

Figure 3. Comparison of respiratory pathogens detected from tested specimens by last 12 weeks

W50/2019

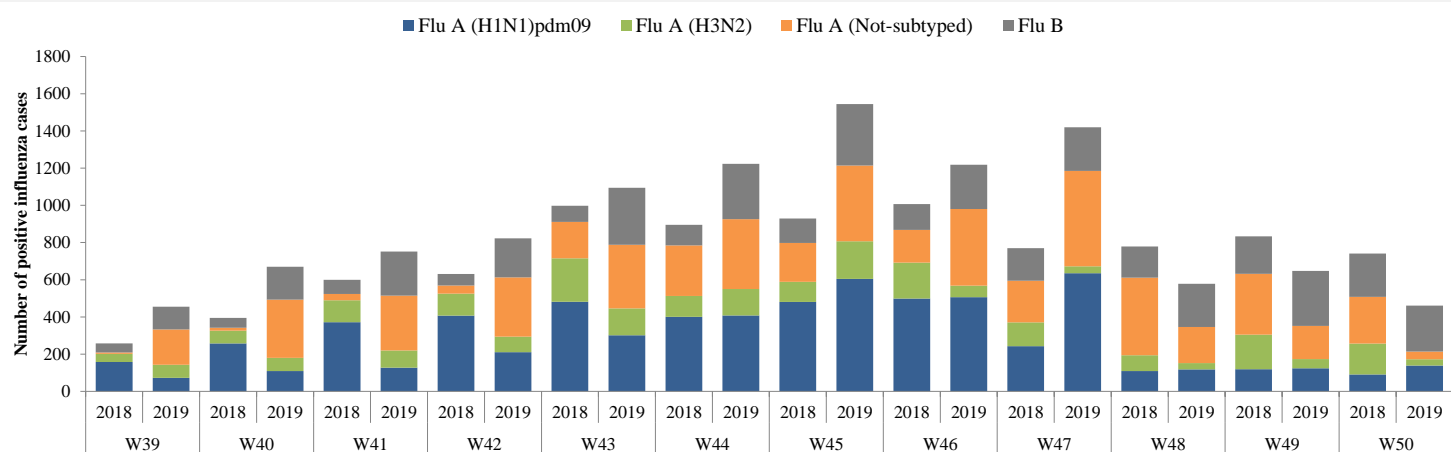
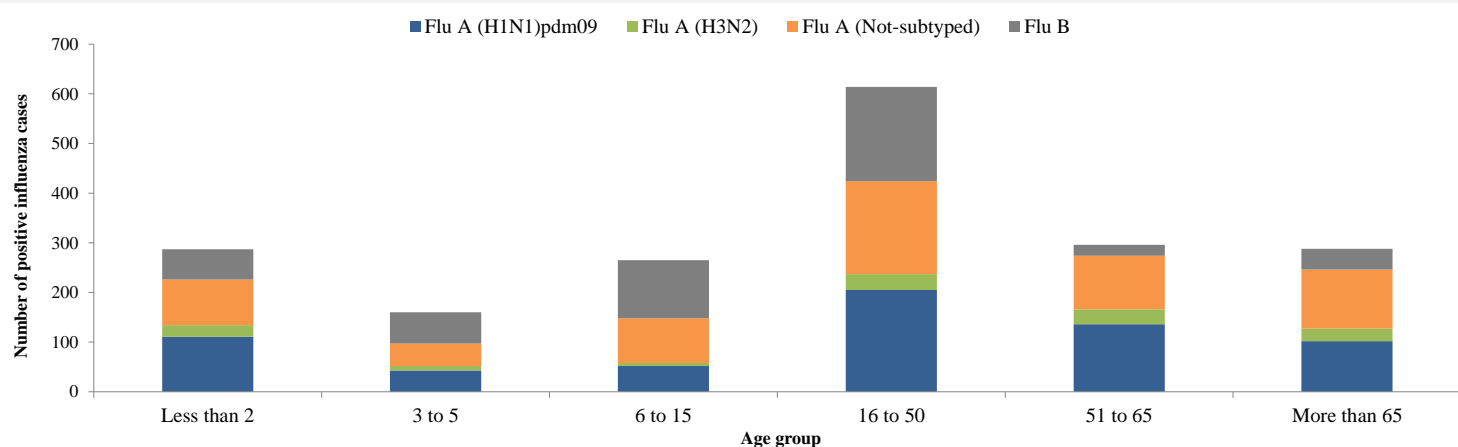


Figure 4 Age group distribution of influenza cases by virus type in the EMR from W33/2019 to W50/2019



**Table 2. Reported cases by country
W01-W50/2019**

Country	Number of enrolled cases	Tested cases Number (%)	Influenza positive cases Number (%)	Positive cases			
				Flu A			Flu B
				Flu A (H1N1)pdm09	Flu A (H3N2)	Flu A (Not-subtyped)	Number (%)
Afghanistan	3119	3119 (100)	227 (7)	112 (49)	53 (23)	(-)	62 (27)
Bahrain	867	825 (95)	198 (24)	106 (54)	20 (10)	11 (6)	61 (31)
Egypt	6804	6804 (100)	751 (11)	138 (18)	179 (24)	(-)	434 (58)
Iran (Islamic Republic of)	18458	18458 (100)	4274 (23)	1668 (39)	1402 (33)	1140 (27)	64 (1)
Iraq	916	916 (100)	244 (27)	162 (66)	66 (27)	(-)	16 (7)
Jordan	1073	1074 (100)	187 (17)	115 (61)	45 (24)	(-)	27 (14)
Kuwait	13850	13850 (100)	3978 (29)	1386 (35)	587 (15)	156 (4)	1849 (46)
Lebanon	649	632 (97)	240 (38)	99 (41)	111 (46)	(-)	30 (13)
Morocco	2366	2366 (100)	856 (36)	515 (60)	219 (26)	12 (1)	110 (13)
occupied Palestinian territory	2497	2498 (100)	737 (30)	434 (59)	303 (41)	(-)	(-)
Oman	7400	7012 (95)	1305 (19)	513 (39)	314 (24)	(-)	478 (37)
Pakistan	2527	2527 (100)	630 (25)	283 (45)	116 (18)	(-)	231 (37)
Qatar	38094	38094 (100)	7802 (20)	389 (5)	826 (11)	4107 (53)	2480 (32)
Saudi Arabia	13105	11997 (92)	2256 (19)	915 (41)	(-)	729 (32)	612 (27)
Sudan	291	233 (80)	14 (6)	1 (7)	2 (14)	10 (71)	1 (7)
Syrian Arab Republic	126	125 (99)	38 (30)	15 (39)	8 (21)	13 (34)	2 (5)
Tunisia	771	599 (78)	207 (35)	58 (28)	133 (64)	(-)	16 (8)
United Arab Emirates	1691	1572 (93)	203 (13)	79 (39)	34 (17)	24 (12)	66 (33)
Yemen	876	670 (76)	162 (24)	131 (81)	2 (1)	13 (8)	16 (10)
Total	115480	113371 (98)	24309 (21)	7119 (29)	4420 (18)	6215 (26)	6555 (27)

Published by the Infectious Hazard Management (IHM) unit, World Health Organization (WHO)
Eastern Mediterranean Regional Office (EMRO), Cairo, Egypt.

For Correspondence: Tel. + 20-2-22765797, Fax + 20-2-2765456. E-mail: emrgooutbreak@who.int
Influenza monthly situation updates are available at: <http://www.emro.who.int/health-topics/influenza/regional-situation-update.html>