

Influenza situation in the Eastern Mediterranean Region

W45/2019 (from 03/11/2019 to 09/11/2019)

Source of data: **EMFLU Network** and **FLUMART**

Figure 1. Number of positive influenza cases and influenza positivity rate per week, 2018-2019

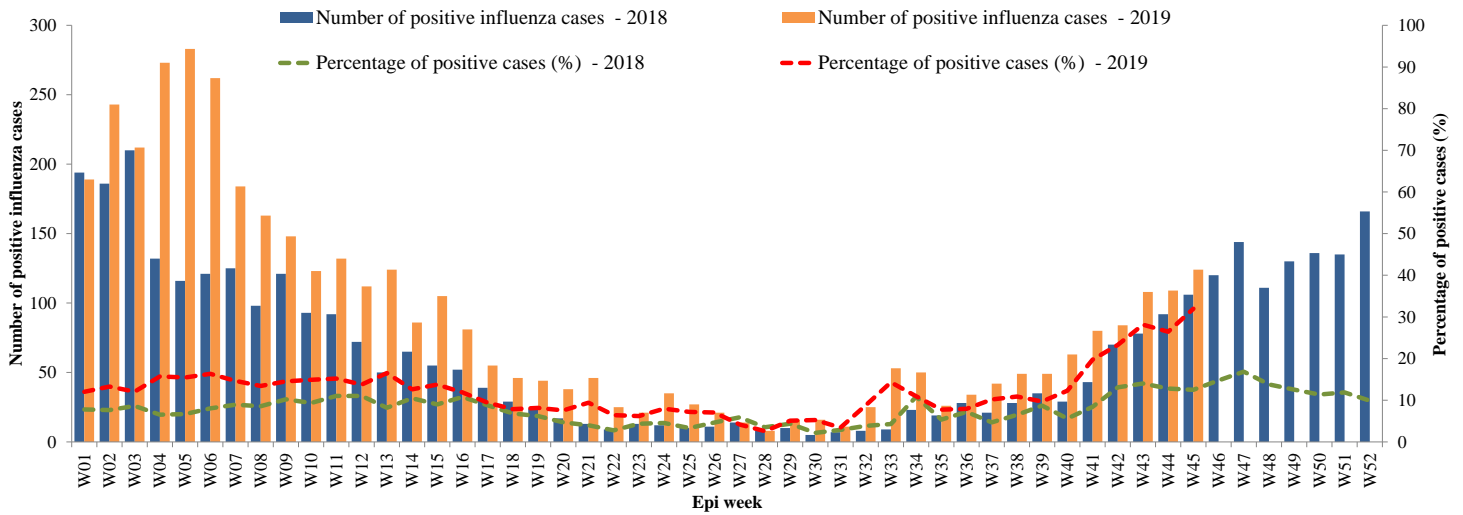


Figure 2. Percentage of circulating virus type by positive influenza cases

W40/2018 - W45/2019

Last 4 weeks

■ Flu A (H1N1)pdm09 ■ Flu A (H3N2) ■ Flu A (Not-subtyped) ■ Flu B

■ Flu A (H1N1)pdm09 ■ Flu A (H3N2) ■ Flu A (Not-subtyped) ■ Flu B

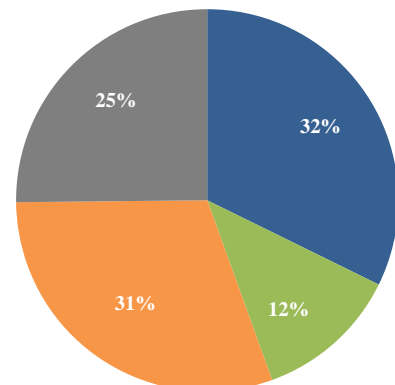
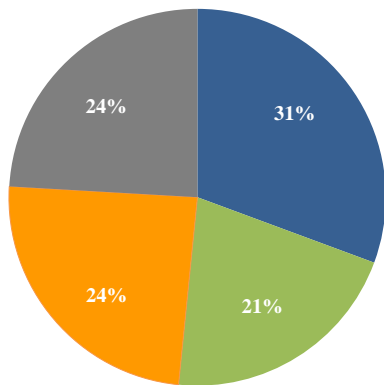


Table 1. Type and Number of influenza viruses detected from W40/2018 to W45/2019 and during last four weeks

Virus type	W40/2018-W45/2019	Last 4 weeks
	Number (%)	Number (%)
Flu A (H1N1)pdm09	9207 (31)	1493 (32)
Flu A (H3N2)	6296 (21)	565 (12)
Flu A (Not-subtyped)	7306 (24)	1404 (30)
Flu B	7237 (24)	1164 (25)
Total	30046	4626

Figure 3. Comparison of respiratory pathogens detected from tested specimens by last 12 weeks

W45/2019

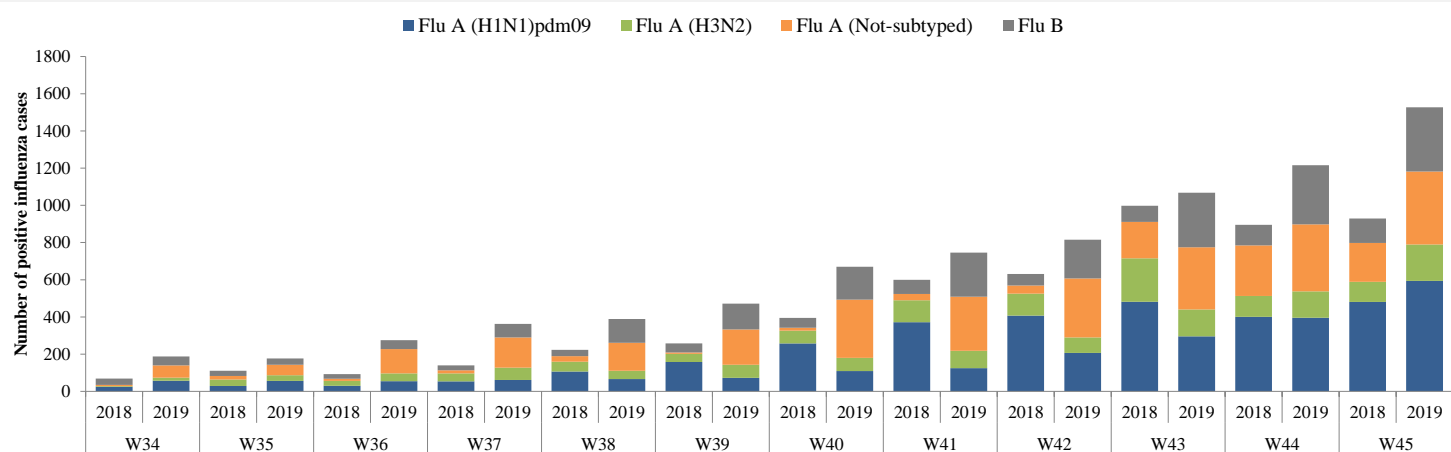
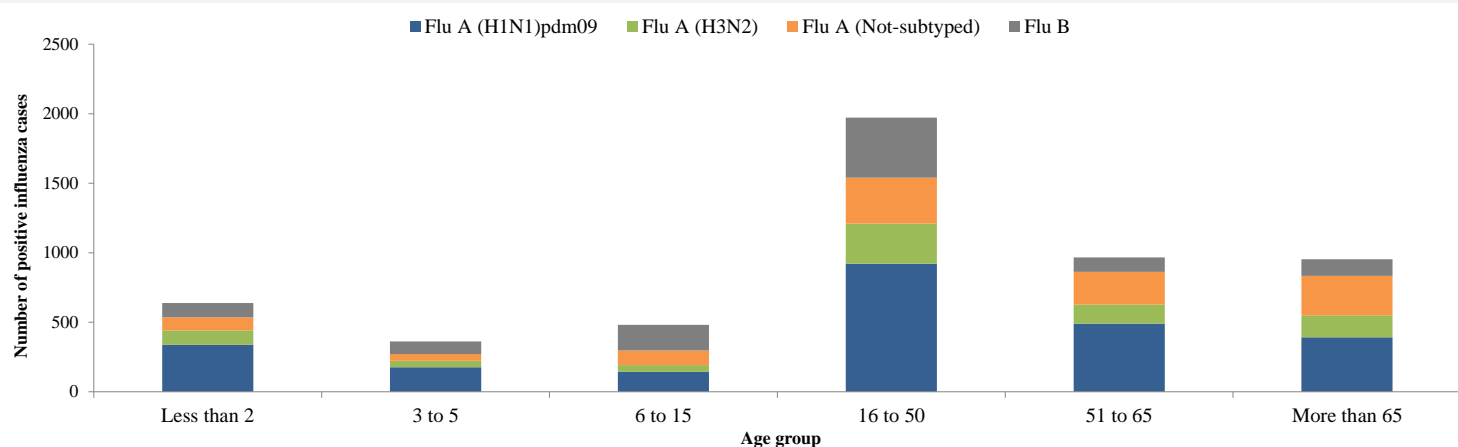


Figure 4 Age group distribution of influenza cases by virus type in the EMR from W40/2018 to W45/2019



**Table 2. Reported cases by country
W01-W45/2019**

Country	Number of enrolled cases	Tested cases Number (%)	Influenza positive cases Number (%)	Positive cases			
				Flu A			Flu B
				Flu A (H1N1)pdm09	Flu A (H3N2)	Flu A (Not-subtyped)	Number (%)
Afghanistan	2793	2592 (93)	177 (7)	97 (55)	37 (21)	(-)	43 (24)
Bahrain	707	674 (95)	138 (20)	77 (56)	10 (7)	9 (7)	42 (30)
Egypt	6799	6799 (100)	706 (10)	117 (17)	179 (25)	(-)	410 (58)
Iran (Islamic Republic of)	14019	14019 (100)	2850 (20)	742 (26)	1392 (49)	660 (23)	56 (2)
Iraq	670	670 (100)	94 (14)	27 (29)	66 (70)	(-)	1 (1)
Jordan	727	727 (100)	78 (11)	32 (41)	36 (46)	(-)	10 (13)
Kuwait	8995	8995 (100)	3387 (38)	1355 (40)	558 (16)	53 (2)	1421 (42)
Lebanon	607	590 (97)	222 (38)	94 (42)	111 (50)	(-)	17 (8)
Morocco	2107	2107 (100)	760 (36)	514 (68)	218 (29)	12 (2)	16 (2)
occupied Palestinian territory	2420	2420 (100)	734 (30)	434 (59)	300 (41)	(-)	(-)
Oman	6630	6326 (95)	1264 (20)	468 (37)	255 (20)	(-)	541 (43)
Pakistan	2374	2370 (100)	611 (26)	282 (46)	103 (17)	(-)	226 (37)
Qatar	32740	32740 (100)	6703 (20)	337 (5)	759 (11)	3575 (53)	2032 (30)
Saudi Arabia	11233	10635 (95)	1667 (16)	713 (43)	(-)	476 (29)	478 (29)
Sudan	246	233 (95)	14 (6)	1 (7)	2 (14)	10 (71)	1 (7)
Syrian Arab Republic	100	99 (99)	33 (33)	15 (45)	8 (24)	10 (30)	(-)
Tunisia	663	491 (74)	202 (41)	58 (29)	133 (66)	(-)	11 (5)
United Arab Emirates	1600	1483 (93)	52 (4)	17 (33)	9 (17)	12 (23)	14 (27)
Yemen	613	603 (98)	150 (25)	121 (81)	(-)	13 (9)	16 (11)
Total	96043	94573 (98)	19842 (21)	5501 (28)	4176 (21)	4830 (24)	5335 (27)

Published by the Infectious Hazard Management (IHM) unit, World Health Organization (WHO)
Eastern Mediterranean Regional Office (EMRO), Cairo, Egypt.

For Correspondence: Tel. + 20-2-22765797, Fax + 20-2-2765456. E-mail: emrgooutbreak@who.int
Influenza monthly situation updates are available at: <http://www.emro.who.int/health-topics/influenza/regional-situation-update.html>