

Influenza situation in the Eastern Mediterranean Region

W46/2019 (from 10/11/2019 to 16/11/2019)

Source of data: **EMFLU Network** and **FLUMART**

Figure 1. Number of positive influenza cases and influenza positivity rate per week, 2018-2019

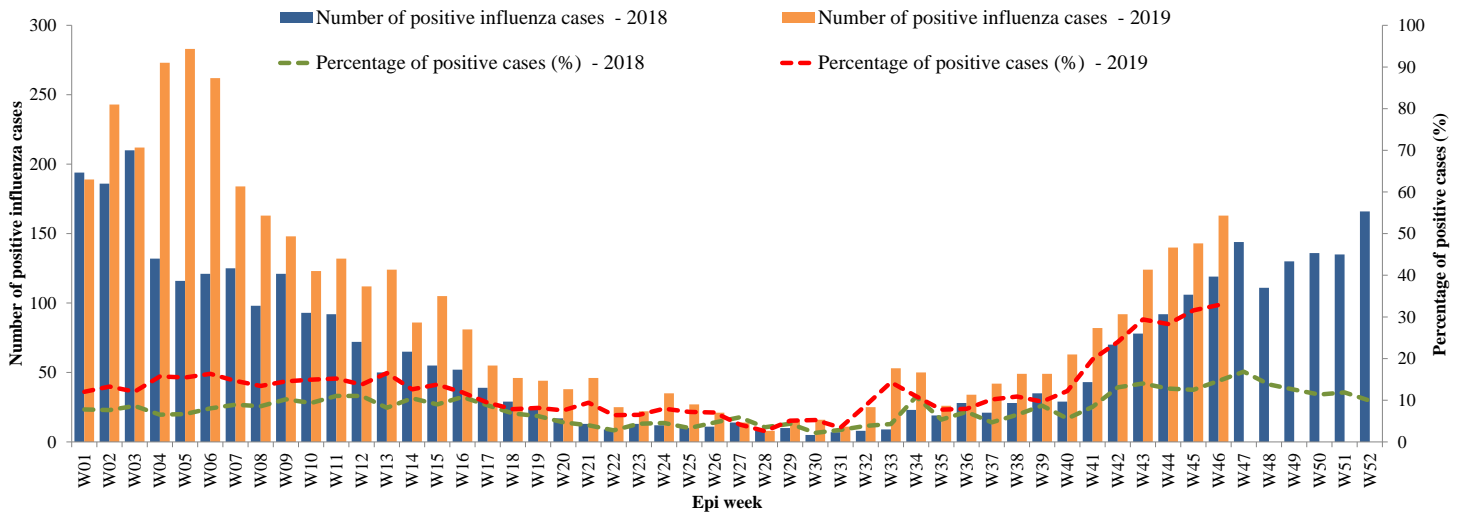


Figure 2. Percentage of circulating virus type by positive influenza cases

W40/2018 - W46/2019

Last 4 weeks

■ Flu A (H1N1)pdm09 ■ Flu A (H3N2) ■ Flu A (Not-subtyped) ■ Flu B

■ Flu A (H1N1)pdm09 ■ Flu A (H3N2) ■ Flu A (Not-subtyped) ■ Flu B

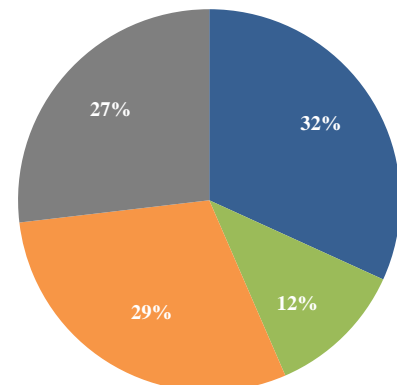
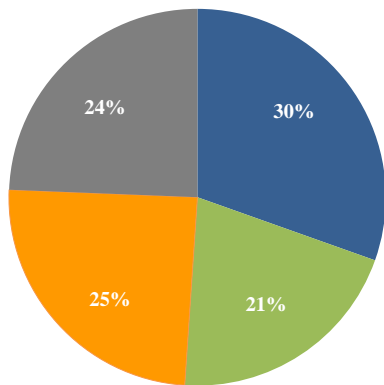


Table 1. Type and Number of influenza viruses detected from W40/2018 to W46/2019 and during last four weeks

Virus type	W40/2018-W46/2019	Last 4 weeks
	Number (%)	Number (%)
Flu A (H1N1)pdm09	9337 (30)	1410 (32)
Flu A (H3N2)	6332 (21)	518 (12)
Flu A (Not-subtyped)	7534 (25)	1315 (30)
Flu B	7476 (24)	1191 (27)
Total	30679	4434

Figure 3. Comparison of respiratory pathogens detected from tested specimens by last 12 weeks

W46/2019

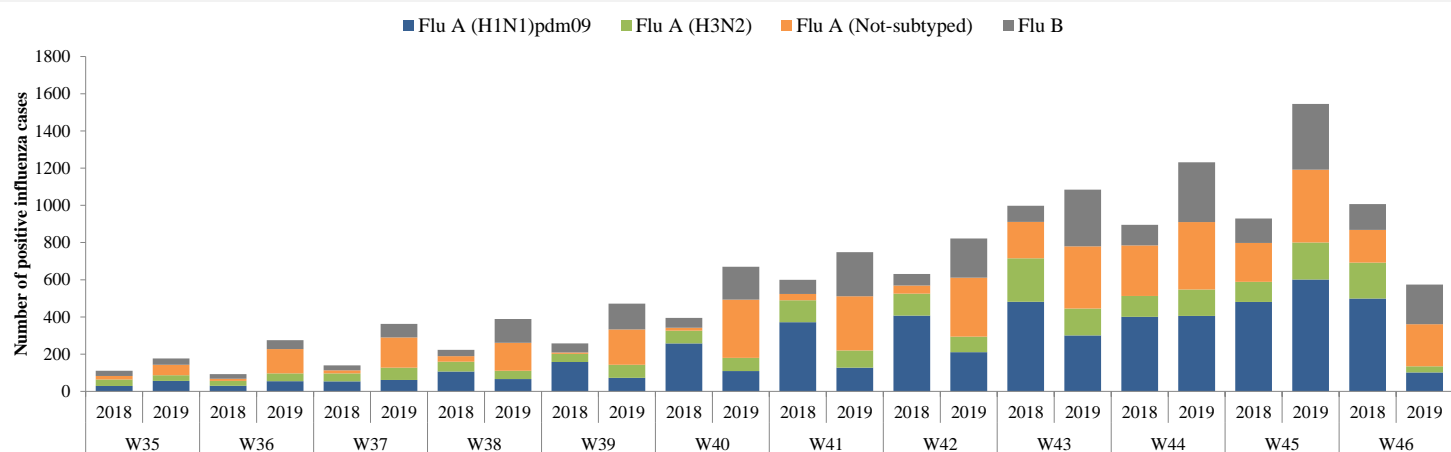
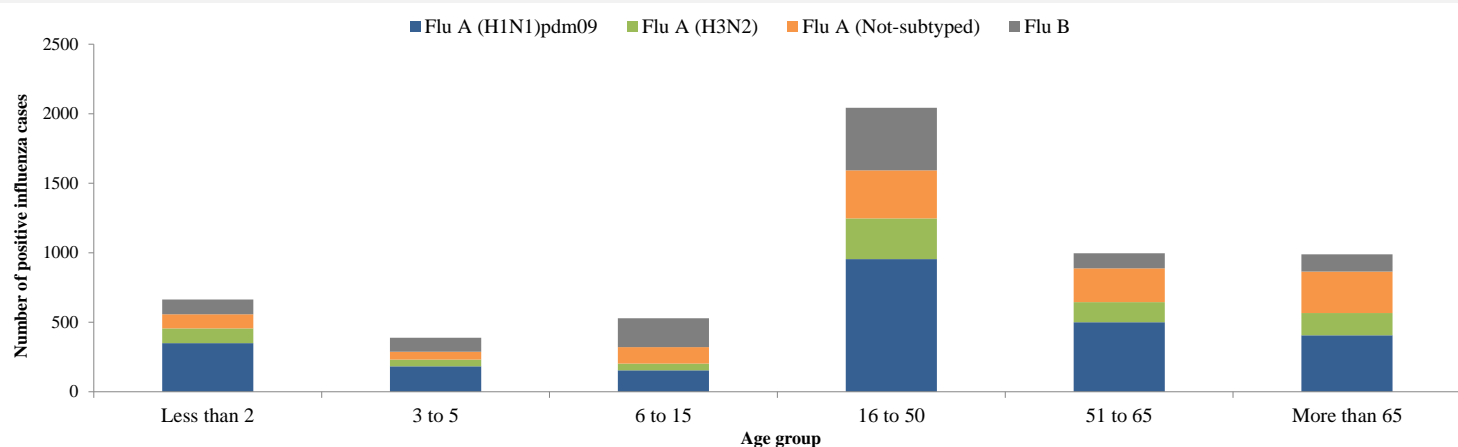


Figure 4 Age group distribution of influenza cases by virus type in the EMR from W40/2018 to W46/2019



**Table 2. Reported cases by country
W01-W46/2019**

Country	Number of enrolled cases	Tested cases Number (%)	Influenza positive cases Number (%)	Positive cases			
				Flu A			Flu B
				Flu A (H1N1)pdm09	Flu A (H3N2)	Flu A (Not-subtyped)	Number (%)
Afghanistan	2951	2652 (90)	188 (7)	102 (54)	41 (22)	(-)	45 (24)
Bahrain	743	705 (95)	147 (21)	84 (57)	11 (7)	9 (6)	43 (29)
Egypt	6804	6804 (100)	751 (11)	138 (18)	179 (24)	(-)	434 (58)
Iran (Islamic Republic of)	14019	14019 (100)	2850 (20)	742 (26)	1392 (49)	660 (23)	56 (2)
Iraq	716	716 (100)	123 (17)	56 (46)	66 (54)	(-)	1 (1)
Jordan	830	830 (100)	80 (10)	34 (43)	36 (45)	(-)	10 (13)
Kuwait	9988	9988 (100)	3512 (35)	1365 (39)	564 (16)	58 (2)	1525 (43)
Lebanon	608	591 (97)	222 (38)	94 (42)	111 (50)	(-)	17 (8)
Morocco	2125	2125 (100)	760 (36)	514 (68)	218 (29)	12 (2)	16 (2)
occupied Palestinian territory	2420	2420 (100)	734 (30)	434 (59)	300 (41)	(-)	(-)
Oman	6811	6496 (95)	1273 (20)	472 (37)	260 (20)	(-)	541 (42)
Pakistan	2374	2370 (100)	611 (26)	282 (46)	103 (17)	(-)	226 (37)
Qatar	33838	33838 (100)	6974 (21)	351 (5)	778 (11)	3736 (54)	2109 (30)
Saudi Arabia	11553	11020 (95)	1795 (16)	748 (42)	(-)	538 (30)	509 (28)
Sudan	246	233 (95)	14 (6)	1 (7)	2 (14)	10 (71)	1 (7)
Syrian Arab Republic	100	99 (99)	33 (33)	15 (45)	8 (24)	10 (30)	(-)
Tunisia	663	491 (74)	202 (41)	58 (29)	133 (66)	(-)	11 (5)
United Arab Emirates	1611	1494 (93)	52 (3)	17 (33)	9 (17)	12 (23)	14 (27)
Yemen	630	620 (98)	154 (25)	124 (81)	1 (1)	13 (8)	16 (10)
Total	99030	97511 (98)	20475 (21)	5631 (28)	4212 (21)	5058 (25)	5574 (27)

Published by the Infectious Hazard Management (IHM) unit, World Health Organization (WHO)
Eastern Mediterranean Regional Office (EMRO), Cairo, Egypt.

For Correspondence: Tel. + 20-2-22765797, Fax + 20-2-2765456. E-mail: emrgooutbreak@who.int
Influenza monthly situation updates are available at: <http://www.emro.who.int/health-topics/influenza/regional-situation-update.html>